


## SACC-M12MSB-5SC SH

Order No.: 1513570

<http://eshop.phoenixcontact.de/phoenix/treeViewClick.do?UID=1513570>

Sensor/actuator connector, male, straight, 5-pos., M12, shielded, B-coded, spring-cage connection, metal knurl, cable cross section max. 8 mm

Commercial data	
GTIN (EAN)	 4 017918 946661
sales group	D124
Pack	1 pcs.
Customs tariff	85366990
Catalog page information	Page 383 (AX-2009)

**Product notes**

WEEE/RoHS-compliant since:  
02/14/2006



<http://www.download.phoenixcontact.com>  
Please note that the data given here has been taken from the online catalog. For comprehensive information and data, please refer to the user documentation. The General Terms and Conditions of Use apply to Internet downloads.

Technical data	
<b>General data</b>	
Rated current at 40°C	4 A
Rated voltage	60 V
Number of positions	5
Volume resistance	≤ 8 mΩ

---

Insulation resistance	≥ 100 MΩ
Ambient temperature (operation)	-40 °C ... 85 °C (Male connector / female connector)

**General characteristics**

Coding	B - inverse
Surge voltage category	II
Pollution degree	3
Degree of protection	IP67
Contact material	CuSn
Contact surface material	Ni/Au
Contact carrier material	PA 66
Material of grip body	Zinc die-cast, nickel-plated
Material, knurls	Nickel-plated brass
Sealing material	NBR
Type of connection	Spring-cage conn.
Conductor cross section stranded min.	0.14 mm <sup>2</sup>
Conductor cross section stranded max.	0.5 mm <sup>2</sup>
Conductor cross section AWG/kcmil min.	26
Conductor cross section AWG/kcmil max	20
External cable diameter	4 mm ... 8 mm
Status display	No

**Certificates / Approvals**

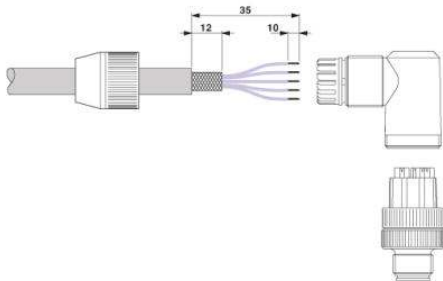


Certification

CUL, UL

### Diagrams/Drawings

#### Functional drawing

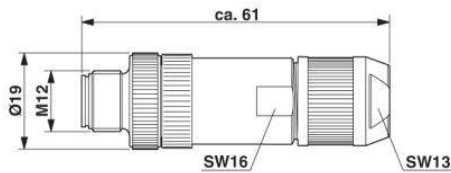


#### Assembly of the shielded conductor

1) For straight version: 28 mm

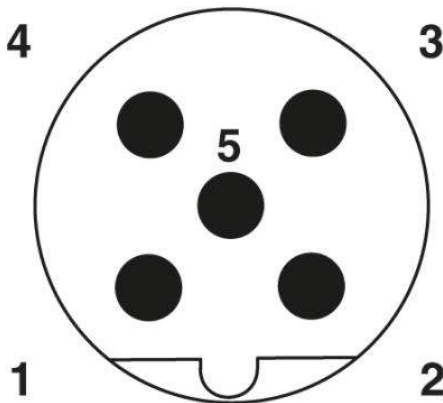
Slide the pressure nut onto the cable, strip the cable, shorten the shield, strip the cores. Thread the cores through the housing and connect them. Screw the body of the connector onto the housing. Tighten the pressure nut.

#### Dimensioned drawing



M12 x 1 male connector, straight, shielded

#### Schematic diagram



Pin assignment M12 male connector, 5-pos., B-coded, male side

**Address**

PHOENIX CONTACT Inc., USA  
586 Fulling Mill Road  
Middletown, PA 17057, USA  
Phone (800) 888-7388  
Fax (717) 944-1625  
<http://www.phoenixcon.com>



© 2010 Phoenix Contact  
Technical modifications reserved;