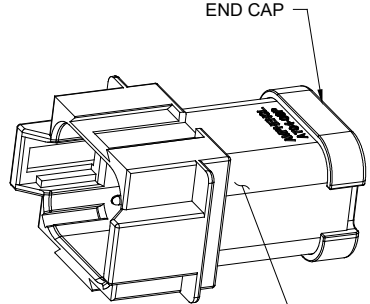
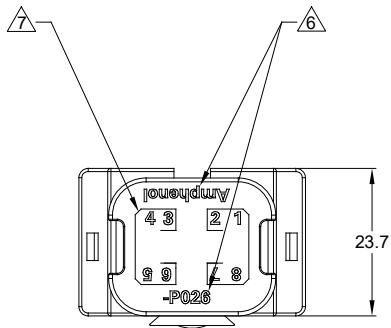
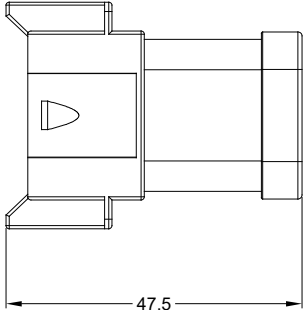
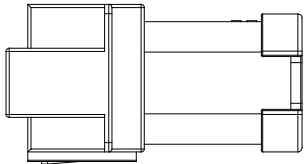
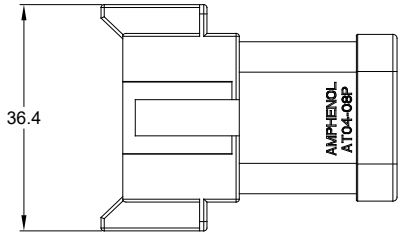
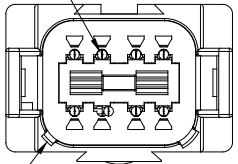


REVISIONS					
REV	ECO	DESCRIPTION	DATE	BY	APPR
A1	-	RELEASE NEW DRAWING	10APR18	ROOKIE	TOMMY
A2	-	REVISED DESCRIPTION	12JUN19	JAH	DH



1 REFER TO SHEET 2 FOR AVAILABLE CONNECTOR COLORS

REQUIRES CONTACT RETENTION WEDGE AW8P



1 KEYWAY (2) PLACES

NOTES: UNLESS OTHERWISE SPECIFIED

1 SEE SHEET 2 FOR KEY ARRANGEMENTS AND COLORS.

2. MATERIAL:
HOUSING: THERMOPLASTIC
SEAL: SILICONE RUBBER
CONTACT: COPPER ALLOY

3. MODIFICATIONS: 2 PIECES OF 4 PIN BUSBAR WITH NICKEL PLATED

4. SPECIFICATIONS:
3.1 CURRENT RATING: 26 AMPS MAXIMUM FOR THE 4 PIN BUSBAR
3.2 OPERATING TEMPERATURE: -55°C TO +125°C.
3.3 DIELECTRIC WITHSTANDING VOLTAGE: LESS THAN 2 MILLIAMPS CURRENT LEAKAGE @ 1500 VOLTS AC.
3.4 INSULATION RESISTANCE: 1000 MEGOHM MIN @ 25°C.
3.5 MOISTURE RESISTANCE: IP67 (MATED CONDITION).
3.6 MATING CYCLE DURABILITY: 100 CYCLES
3.7 RoHS COMPLIANT

5. MATING PART: AT06-08SX*
(X=A,B,C,D KEYS * = AVAILABLE MODIFICATIONS)

6 ORIENTATION OF "Amphenol" AND "-P026" TO BE OPTIONAL

7 BORDERS SIGNIFY THAT EACH GROUP OF PINS 1,2,7,8 AND PINS 3,4,5,6 ARE BUSSED TOGETHER WITH A 4 PIN BUSBAR

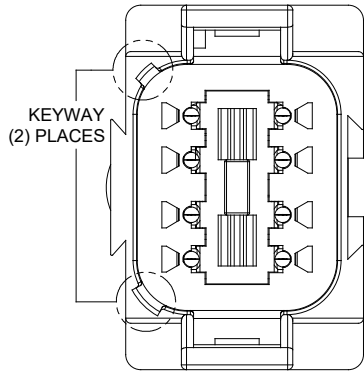
8. ALL DIMENSIONS ARE FOR REFERENCE USE ONLY.

SEE SHEET 2		REF: DT04-08PA-P026 & DT04-08PB-P026		
QUANTITY	PART NUMBER	DESCRIPTION		ITEM
MATERIALS LIST				
UNLESS OTHERWISE SPECIFIED 1) All dimensions are in metric (mm). 2) Tolerances are as follows: 1 PL DEC ±0.30 2 PL DEC ±0.15 3 PL DEC ±0.08 3) Note reference = 2		SIGNATURES DRAWN: ROOKIE CHECKED: ORION ENGINEER: APPROVAL: TOMMY		DATE 10APR18 10APR18
MATERIAL SPECIFICATIONS:		CUSTOMER:		<p style="text-align: center;">Amphenol</p> <p style="text-align: center;">Sine Systems - www.amphenol-sine.com 44724 Morley Drive Clinton Township, MI 48036</p> <p style="text-align: center;">HYPERBUS AT 8WAY RECEPTACLE (2) 4 PIN BUSBAR NICKEL-PLATED</p>
PROCESS SPECIFICATIONS:		THIS DRAWING IS SUPPLIED FOR INFORMATION ONLY. DESIGN FEATURES, SPECIFICATIONS AND PERFORMANCE DATA SHOWN HEREON ARE THE PROPERTY OF THE AMPHENOL CORPORATION. NO RIGHTS OF REPRODUCTION ARE IMPLIED. ALL DIMENSIONS ARE SUBJECT TO NORMAL MANUFACTURING VARIATIONS.		
NEXT ASSY:	SCALE: NONE	SIZE: B C-	TYPE: AT04-08PX-P026	REVISION: A2
			SHEET 1 OF 2	

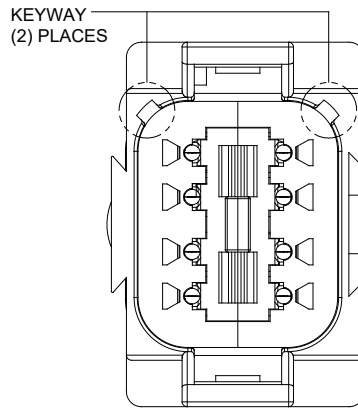
TITLE: HYPERBUS AT 8WAY RECP (2) 4 PIN BUSBAR NICKEL-PLATED
DWG NO: AT04-08PX-P026
REV: A2
SH: 1
OF: 2

REVISIONS					
REV	ECO	DESCRIPTION	DATE	BY	APPR
A1	-	RELEASE NEW DRAWING	10APR18	ROOKIE	TOMMY
A2	-	REVISED DESCRIPTION	12JUN19	JAH	DH

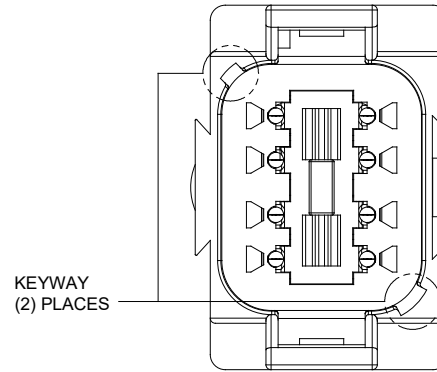
P/N AT04-08PA-P026
KEY-A CONFIGURATION
STANDARD COLOR: GREY



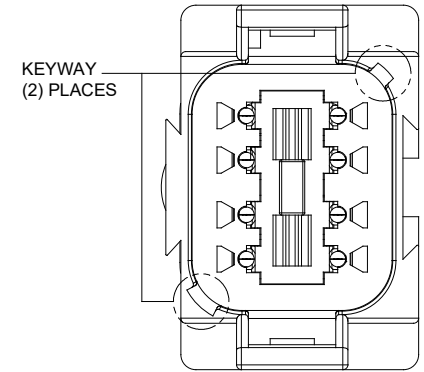
P/N AT04-08PB-P026
KEY-B CONFIGURATION
STANDARD COLOR: BLACK



P/N AT04-08PC-P026
KEY-C CONFIGURATION
STANDARD COLOR: GREEN



P/N AT04-08PD-P026
KEY-D CONFIGURATION
STANDARD COLOR: BROWN



TITLE: HYPERBUSS AT 8WAY RECP (2)4 PIN BUSBAR NICKEL-PLATED
DWG NO: AT04-08PX-P026
REV: A2
SH: 2
OF: 2

QUANTITY	PART NUMBER	DESCRIPTION	ITEM
MATERIALS LIST			
UNLESS OTHERWISE SPECIFIED 1) All dimensions are in metric (mm). 2) Tolerances are as follows: 1 PL DEC ±0.30 2 PL DEC ±0.15 3 PL DEC ±0.08 3) Note reference = Δ		SIGNATURES DATE DRAWN: ROOKIE 10APR18 CHECKED: ORION 10APR18 ENGINEER: APPROVAL: TOMMY 10APR18 CUSTOMER:	<div style="text-align: center;"> <h1>Amphenol</h1> <p>Sine Systems - www.amphenol-sine.com 44724 Morley Drive Clinton Township, MI 48036</p> </div>
MATERIAL SPECIFICATIONS:		THIS DRAWING IS SUPPLIED FOR INFORMATION ONLY. DESIGN FEATURES, SPECIFICATIONS AND PERFORMANCE DATA SHOWN HEREON ARE THE PROPERTY OF THE AMPHENOL CORPORATION. NO RIGHTS OF REPRODUCTION ARE IMPLIED. ALL DIMENSIONS ARE SUBJECT TO NORMAL MANUFACTURING VARIATIONS.	
PROCESS SPECIFICATIONS:		SIZE: B C- TYPE: DWG NO: AT04-08PX-P026 REVISION: A2	
NEXT ASSY:		SCALE: NONE	SHEET 2 OF 2