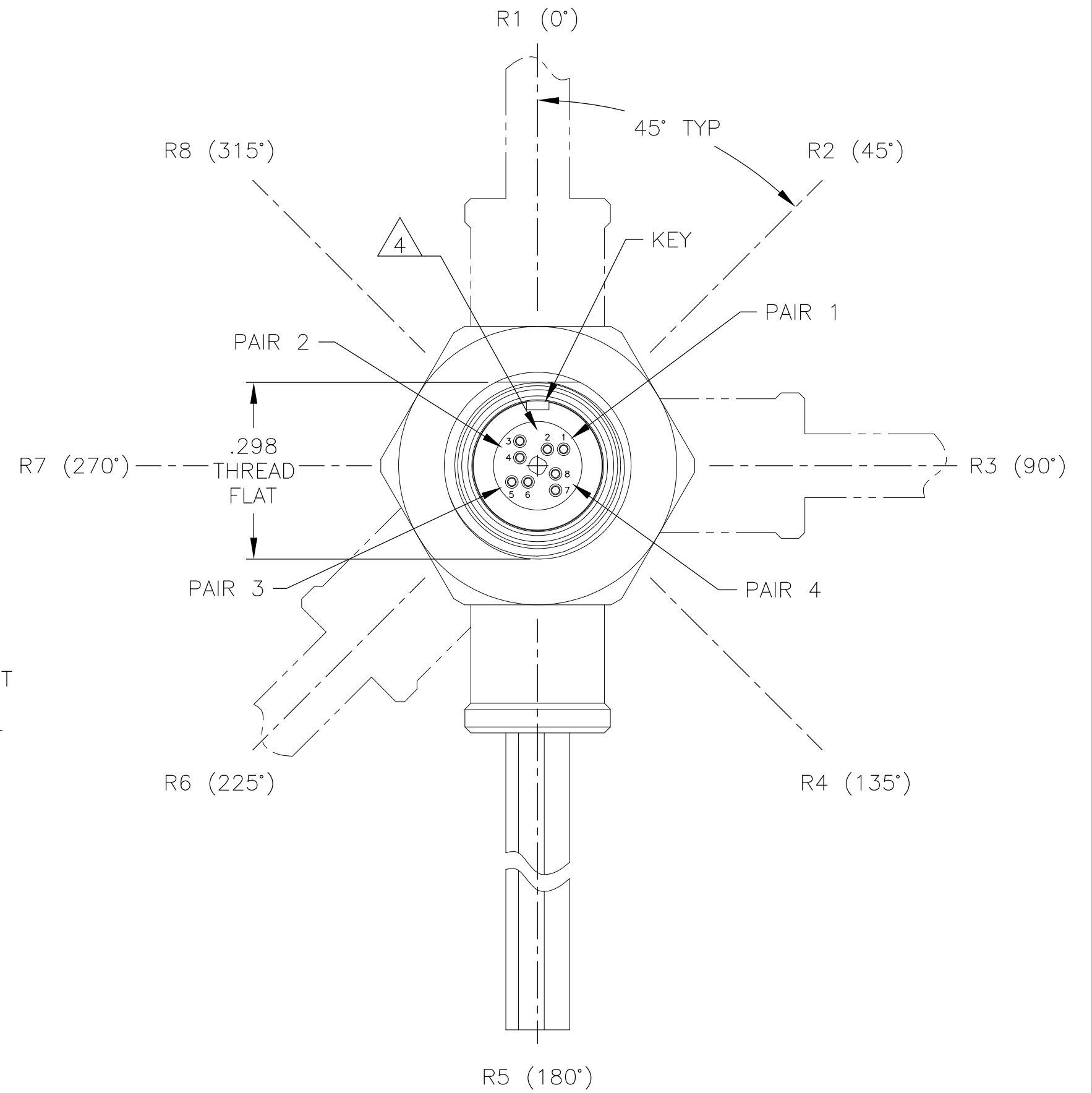
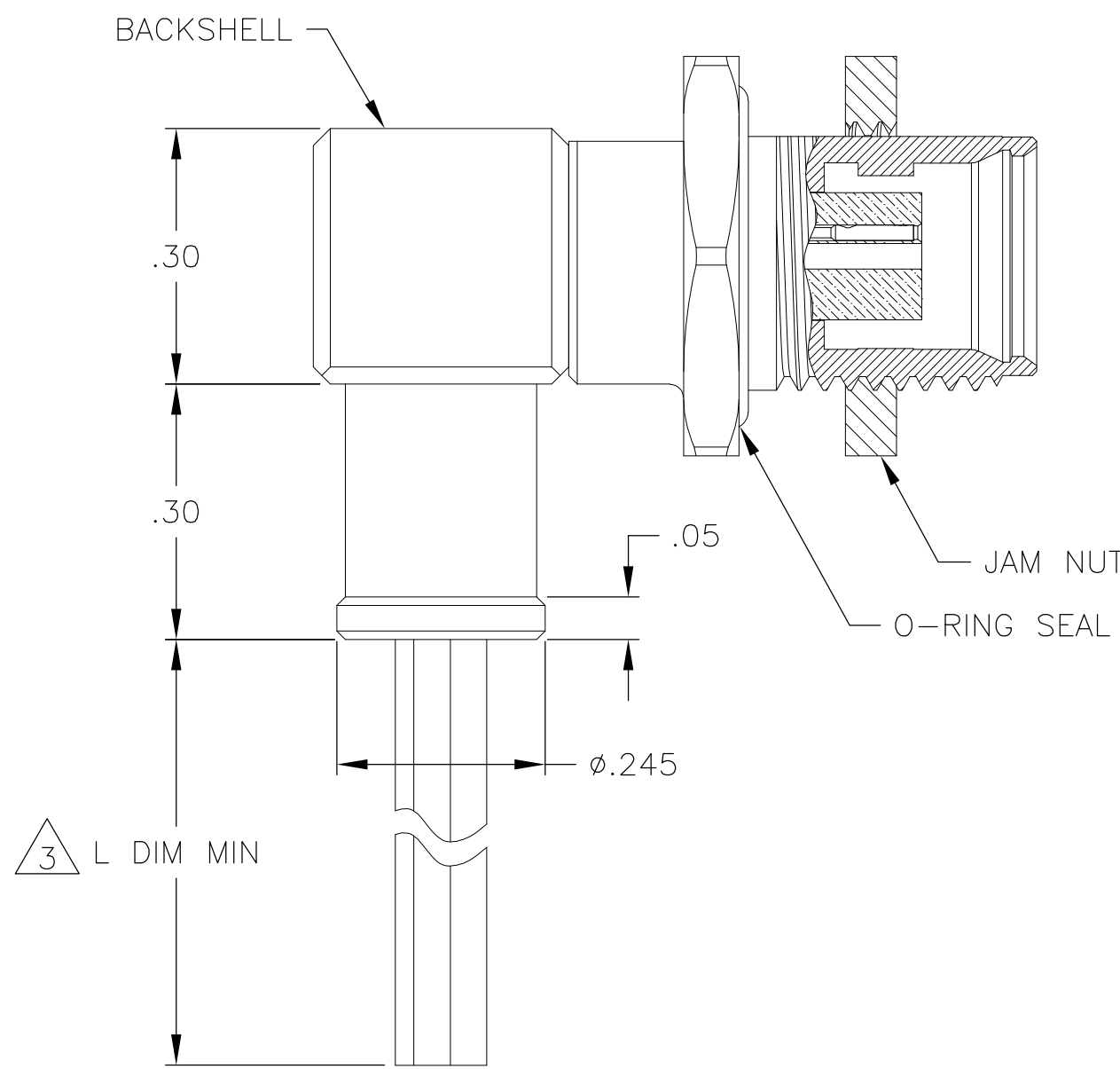
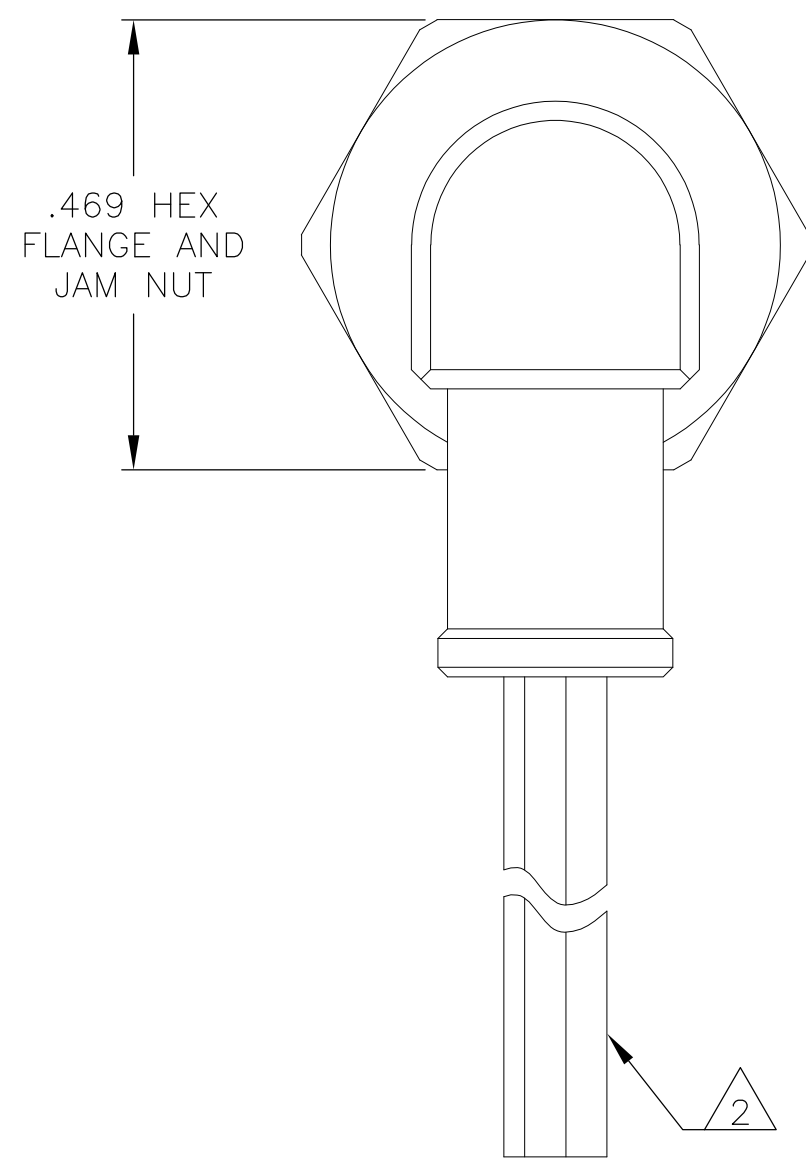
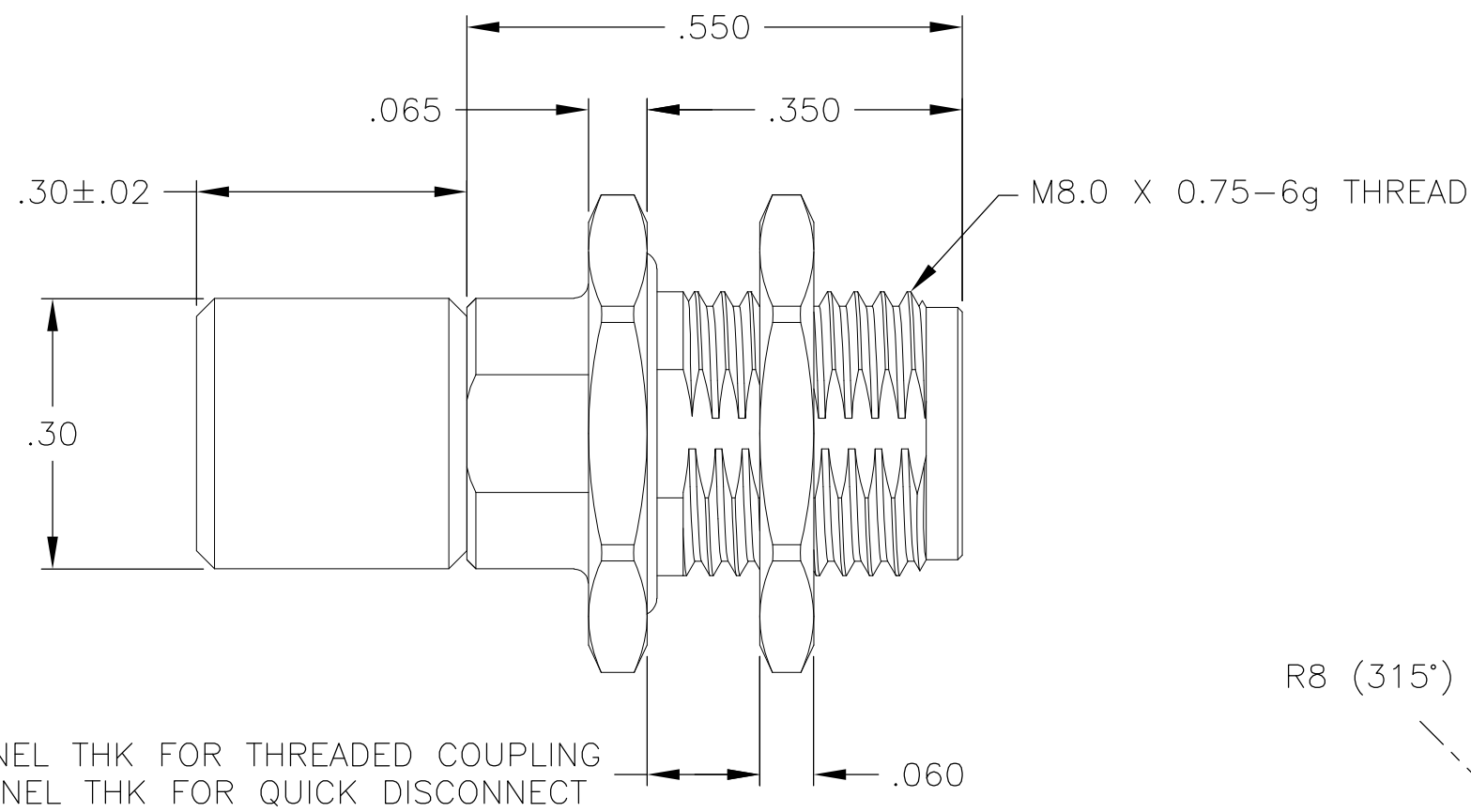
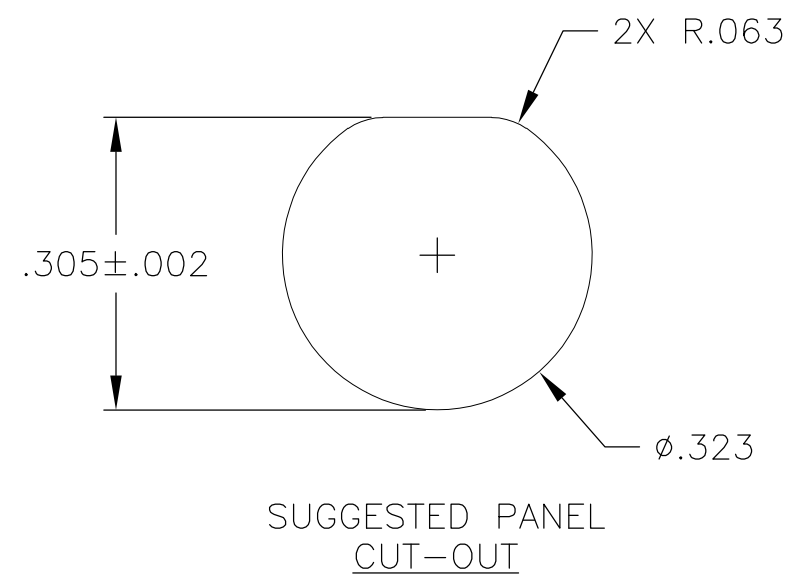


THIS DRAWING IS UNPUBLISHED. RELEASED FOR PUBLICATION
 © COPYRIGHT - By - ALL RIGHTS RESERVED.

LOC		DIST		REVISIONS			
P	LTR	DESCRIPTION		DATE	DWN	APVD	
	A	PRODUCTION RELEASE PER ECO-13-014747		9-18-13	CT	RL	



- 1 CONNECTOR BODY, JAM NUT, AND BACKSHELL MATERIAL: 6061-T6 ALUMINUM, ELECTROLESS NICKEL PLATED PER SAE-AMS-C-26074 OR SAE-AMS-2404
- INSULATOR MATERIAL: LIQUID CRYSTAL POLYMER (LCP) PER ASTM D5138
- O-RING MATERIAL: FLUOROSILICONE PER SAE-AMS-R-25988

- 2 TERMINATED WITH MADISON CABLE 30 AWG 10G TURBO TWIN PAIR
- 3 CABLE LENGTH IS AS INDICATED IN THE CORRESPONDING NANONICS PART NUMBER
- 4 CAVITY POSITIONS ARE SHOWN FOR REFERENCE ONLY AND ARE NOT MARKED ON THE PART

- 5 LUBRICATE O-RING WITH PARKER SUPER-O-LUBE PRIOR TO INSTALLATION
- 6 BACKSHELL MAY BE ORIENTED IN THE EIGHT DIRECTIONS SHOWN (R1 THROUGH R8). R5 IS STANDARD. THE BACKSHELL CODE AT THE END OF THE NANONICS PART NUMBER SHALL INDICATE BACKSHELL ORIENTATION.
- 7 BONDING RESISTANCE OF CONNECTOR BODY TO BACKSHELL SHALL BE 25 MILLIOHMS MAXIMUM
- 8 REFERENCE TE PRODUCT SPECIFICATION 108-32048 FOR PRODUCT DETAILS AND PERFORMANCE

THIS DRAWING IS A CONTROLLED DOCUMENT.		DWN M STORRY 2 AUG 2012														
DIMENSIONS: INCHES		CHK M STORRY 2 AUG 2012														
TOLERANCES UNLESS OTHERWISE SPECIFIED:		APVD M STORRY 2 AUG 2012	NAME RECEPTACLE ASSEMBLY, CIRCULAR, REAR PANEL MT, THD COUPLING/QUICK DISC, RIGHT ANGLE BACKSHELL, METAL, 8 POS, 10GbE, CeeLok FAS-T Nano Circular													
<table border="1"> <tr><td>0 PLC</td><td>± -</td></tr> <tr><td>1 PLC</td><td>± -</td></tr> <tr><td>2 PLC</td><td>± .010</td></tr> <tr><td>3 PLC</td><td>± .005</td></tr> <tr><td>4 PLC</td><td>± -</td></tr> <tr><td>ANGLES</td><td>± 1°</td></tr> </table>		0 PLC	± -	1 PLC	± -	2 PLC	± .010	3 PLC	± .005	4 PLC	± -	ANGLES	± 1°	PRODUCT SPEC	SIZE A2	
0 PLC	± -															
1 PLC	± -															
2 PLC	± .010															
3 PLC	± .005															
4 PLC	± -															
ANGLES	± 1°															
MATERIAL SEE NOTES		APPLICATION SPEC	CAGE CODE 0JPN9	DRAWING NO 1925260												
FINISH SEE NOTES		WEIGHT -	RESTRICTED TO -	SCALE 5:1												
		CUSTOMER DRAWING	SHEET 1 of 1	REV A												