

DRAWING MADE IN THIRD ANGLE PROJECTION

THIS DRAWING IS UNPUBLISHED. RELEASED FOR PUBLICATION, 19

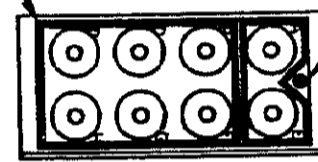
© COPYRIGHT 19 BY AMP INCORPORATED. ALL INTERNATIONAL RIGHTS RESERVED

LDC DF DIST AD

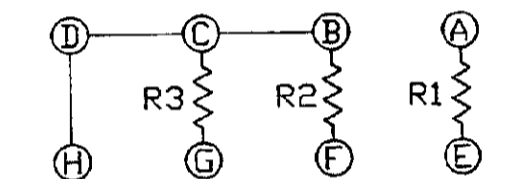
REVISIONS						
P	F	ZONE	LTR	DESCRIPTION	DATE	APPROVED
			0	RELEASE OF NEW PRODUCT	12/92	J.L.M.
			A	CHANGE BUSSING ARRANGEMENT	02/93	J.L.M.

DESCRIPTION	MATERIAL	FINISH
GROMMET	100% FLUOROSILICONE	COLOR: BLUE
MODULE ASSEMBLY	EPOXY	COLOR: BLACK
CONTACT SOCKET	BERYLLIUM COPPER PER QQ-C-533	GOLD PLATE PER MIL-G-45204
CLIP CONTACT RETAINING	BERYLLIUM COPPER PER QQ-C-533 OR STAINLESS STEEL PER QQ-S-766	_____
RESISTOR	SEE SCHEMATIC DIAGRAM	_____

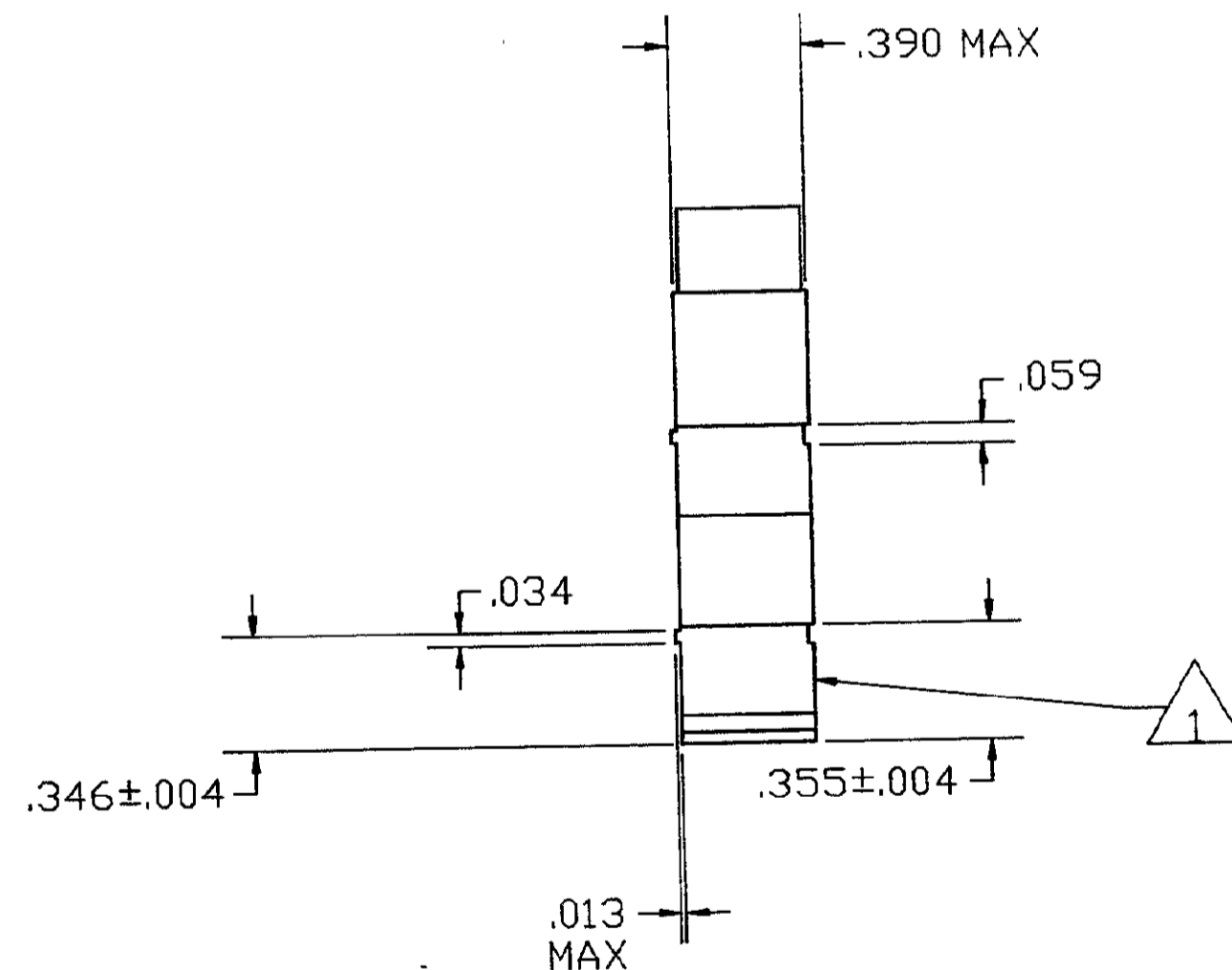
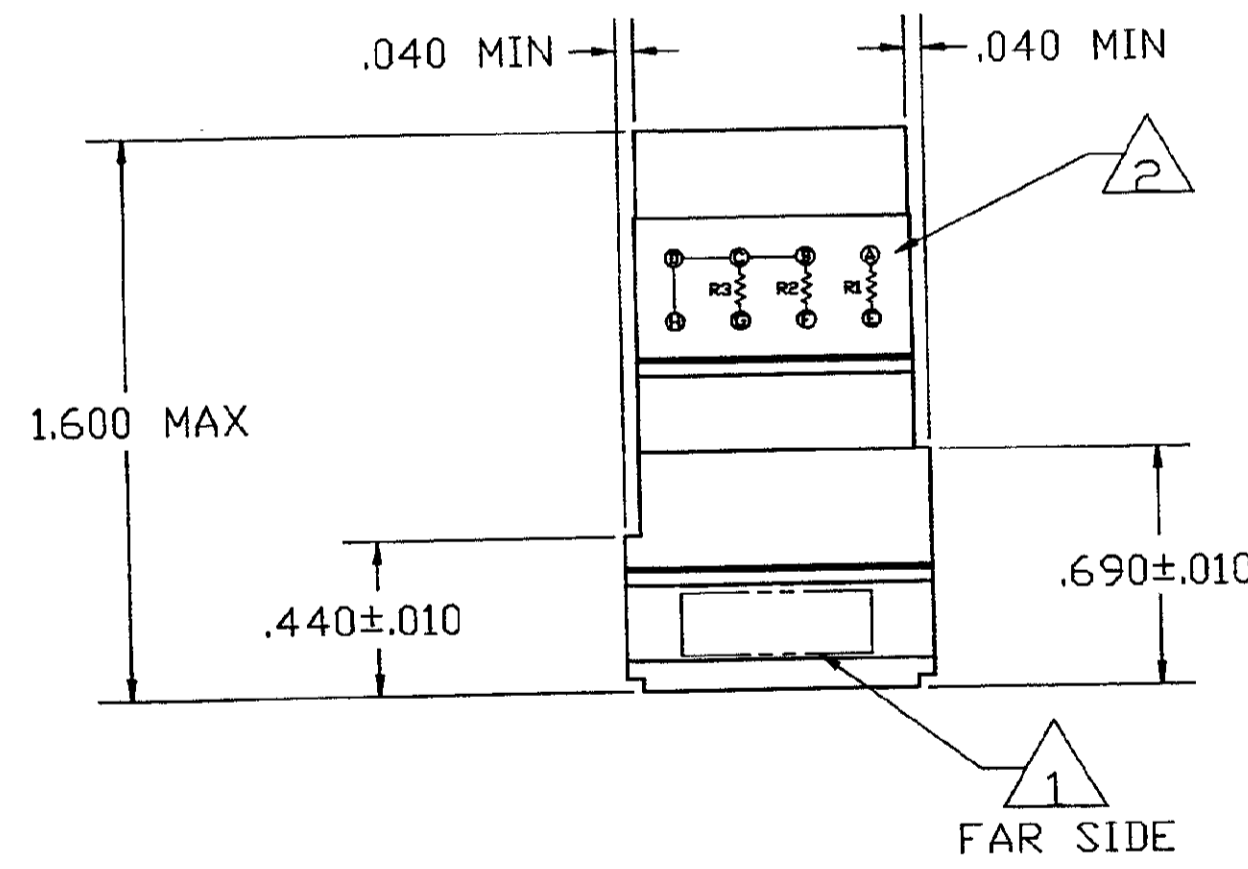
BUSSING ARRANGEMENT INDEXING INDICATOR



R1: 348 Ω, 1/8 WATT, ± 0.50%  
RNC55H3480DS  
R2 AND R3: 4020 Ω, 1/8 WATT, ± 1%  
RNC55H4021FS



SCHEMATIC DIAGRAM



2 MARK MODULE WITH SCHEMATIC DIAGRAM AT APPROXIMATE AREA SHOWN.  
1 MARK MODULE IDENTIFICATION, "AMP", AMP PART NO. AND DATE CODE .060 MINIMUM HIGH CHARACTERS AT APPROXIMATE AREA SHOWN.

THIS DRAWING IS A CONTROLLED DOCUMENT FOR AMP INCORPORATED. IT IS SUBJECT TO CHANGE AND THE CONTROLLING ENGINEERING ORGANIZATION SHOULD BE CONTACTED FOR THE LATEST REVISION.

DO NOT SCALE PRINT. UNLESS OTHERWISE SPECIFIED DIMENSIONS ARE IN INCHES. TOLERANCES ON: 2 PLC DEC ± _____ 3 PLC DEC ± .005 ANGLES ± _____		CONTRACT NO		AMP INCORPORATED Harrisburg, Pa. 17105	
MATERIAL		DR	J. MECK 09-02-92	NAME MODULE, BLOCK FEED-BACK SIZE 16 ASSEMBLY	
FINISH		CHK	R. RYAN 12-11-92		
		APPD	R. RYAN 12-11-92	SIZE	FSCM NO
		APPD	D. ENGLER 12-11-92	C	00779
		DSGN APPD		DRAWING NO	
		OTHER APPD		591908	
				SCALE	2 : 1
				SHEET 1 OF 1	

CUSTOMER DRAWING