

## Device connector, front mounting - ST-3EP1N8AAD00S - 1607673

Please be informed that the data shown in this PDF Document is generated from our Online Catalog. Please find the complete data in the user's documentation. Our General Terms of Use for Downloads are valid (<http://download.phoenixcontact.com>)



Device connector, front mounting, angled rotatable, SPEEDCON locking, M17, Number of positions: 3+PE, Type of contact: Male connector, Crimp connection, Axial O-ring, 4xØ2,7, Shielded: Yes, Flange dimensions: 21.6 mm x 21.6 mm



### Key commercial data

|                                      |           |
|--------------------------------------|-----------|
| Packing unit                         | 1 PCE     |
| Weight per Piece (excluding packing) | 88.18 GRM |
| Custom tariff number                 | 85366990  |
| Country of origin                    | Germany   |

### Technical data

#### General

|  |  |
|--|--|
| Note   | Order information Order crimp contacts Ø 2 mm separately |
| Type of locking                                    | SPEEDCON locking   |
| Direction of rotation of contact chamber numbering | Standard   |
| Coding   | N  |
| Contact connection method                          | Crimp connection   |
| Type of contacts                                   | Male connector   |
| Number of positions                                | 4  |
| Contact diameter of power contacts                 | 2 mm   |
| Nominal current per power contact at 25°C          | 20 A   |
| Contact diameter of signal contacts                | 2 mm   |
| Mounting type                                      | 4xØ2,7   |

#### Ambient conditions

|                      |                   |
|----------------------|-------------------|
| Ambient temperature  | -20 °C ... 125 °C |
| Degree of protection | IP67              |

#### Material

## Device connector, front mounting - ST-3EP1N8AAD00S - 1607673

### Technical data

#### Material

|                            |  |
|----------------------------|--|
| Housing material           | Turned parts: copper zinc alloy (CuZn), die-cast parts: zinc (GD-Zn) |
| Insulator material         | PA 66  |
| Gasket and O-ring material | FPM  |

#### Specifications according to DIN EN 61984:2001

|   |        |
|---|--------|
| Installation height max.                      | 3000 m |
| Nominal / operating voltage of power contacts | 630 V  |
| Rated surge voltage of power contacts         | 6 kV   |
| Surge voltage category of power contacts      | III    |
| Pollution degree of power contacts            | 3      |

### Classifications

#### eCl@ss

|            |          |
|------------|----------|
| eCl@ss 4.0 | 272607xx |
| eCl@ss 4.1 | 27260701 |
| eCl@ss 5.0 | 27260701 |
| eCl@ss 5.1 | 27260701 |
| eCl@ss 6.0 | 27260708 |
| eCl@ss 7.0 | 27440312 |
| eCl@ss 8.0 | 27440312 |

#### ETIM

|          |          |
|----------|----------|
| ETIM 3.0 | EC001121 |
| ETIM 4.0 | EC001121 |
| ETIM 5.0 | EC002635 |

#### UNSPSC

|               |          |
|---------------|----------|
| UNSPSC 6.01   | 43172015 |
| UNSPSC 7.0901 | 43201404 |
| UNSPSC 11     | 43172015 |
| UNSPSC 12.01  | 43201404 |
| UNSPSC 13.2   | 43201404 |

### Approvals

#### Approvals

# Device connector, front mounting - ST-3EP1N8AAD00S - 1607673

## Approvals

Approvals

GOST

Ex Approvals

Approvals submitted

## Approval details

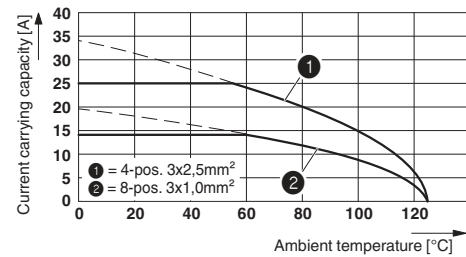


## Drawings

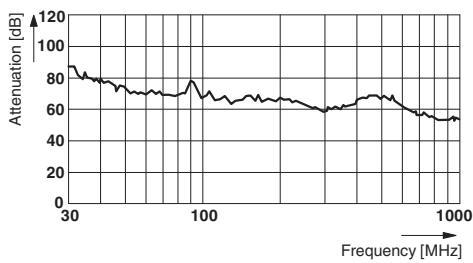
Schematic diagram



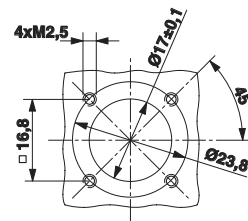
Diagram



Diagram



Dimensioned drawing



## Device connector, front mounting - ST-3EP1N8AAD00S - 1607673

Dimensioned drawing

