

PowerMod HP connectors, developed by Anderson Power Products, are the innovative New Generation of High Power Interconnections for the Electronics Industry.

The touch-safe, positive latching, PowerMod HP female connector design presents a new standard for high power connector safety. The ergonomic latch release is simple to operate and is colored blue for clear identification. Housings are a black UL94 V-0 flame retardant material.

PowerMod HP contacts are durable and rated for circuit interruption (true hot-pluggable). Series B contacts are available in 1/0 to 4/0 American wire gauge and 50mm<sup>2</sup> to 95mm<sup>2</sup> metric wire sizes for global design freedom. Our optional strain relief ensures superior contact reliability under adverse operating conditions.

The PowerMod HP connectors embody the highest quality in the industry and meet all applicable industry standards.

### Features

- Positive latching**  
*Integral latches with ergonomic release provide over 50 lbs retention*
- Touch safe female connectors**  
*Provides IP20 protection for safe, energized use outside the electronics cabinet*
- High performance, hot pluggable female contacts**  
*Our patented design provides greater longevity for high power, elevated temperature applications*
- Strain relief option**  
*Reduces risk of wire insulation creep and reduces transmission of wire loads to contacts improving service life*
- Low connector mating forces**  
*Connectors are easily mated and un-mated*



### SPECIFICATIONS

Electrical		Mechanical	
Current Rating (Amperes)		Mating Force	33 lbs. (147N) avg
UL	400	Latch Retention Force	50 lbs. (222N) min
CSA (30°C Rise)	250	Contact Retention Force	150 lbs. (667N) min
UL / CSA Voltage Rating	600	Mating	
Wire Size (AWG)	1/0 to 4/0	a. No Load (mating cycles)	500
(mm <sup>2</sup> )	50 to 95	b. Under Load (Hot Plug 250 mating cycles @ 120V)	150A
Dielectric Withstanding Voltage (AC)	2200	<b>Materials</b>	
Operating Temperature (°C)	-40° to 130°	Housing & Cable Clamp	PBT UL94 V-0
(°F)	-40° to 266°	Latch	PEI UL94 V-0
Ambient Temperature (°C)	-40° to 85°	Contacts	Copper alloy silver plate
(°F)	-40° to 185°	Hardware	Steel zinc chromate



### ORDERING INFORMATION

#### PowerMod HP Part Number Plan - Dual Pole Female

Series	Size	Gender	Model	Wire Size
PMHP	B	F	11	S04
<b>B *</b>				
F - Female				
11 - Dual Pole Straight				
12 - Dual Pole Straight with Cable Clamp				
S04 - 1/0 AWG to 50mm <sup>2</sup>				
S03 - 2/0 AWG to 70mm <sup>2</sup>				
S02 - 95mm <sup>2</sup>				
S01 - 4/0 AWG				
* Maximum wire size 4/0 AWG				

#### Components

Part Number	Description
PMHPBF11	Housing Kit, Female, Dual Pole, Straight
PMHPBF12	Housing Kit with Cable Clamp, Female, Dual Pole, Straight
PMHPBS04	Socket, Series B, Crimp for 1/0 AWG to 50mm <sup>2</sup> wire
PMHPBS03	Socket, Series B, Crimp for 2/0 AWG to 70mm <sup>2</sup> wire
PMHPBS02	Socket, Series B, Crimp for 95mm <sup>2</sup> wire
PMHPBS01	Socket, Series B, Crimp for 4/0 AWG wire
PMHPBC02	Dual Pole Cable Clamp Kit

# Dual Pole Female - Series B

## ORDERING INFORMATION

### Tooling

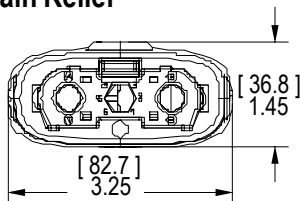
Pneumatic Production Tool				
Wire Size	Part Number	Die P/N	Locator P/N	Number of Crimps
4/0	1387G2	1303G3	1304G25	2
95mm <sup>2</sup>	1387G2	1303G17	1304G25	2
2/0-70mm <sup>2</sup>	1387G2	1303G16	1304G23	2
1/0-50mm <sup>2</sup>	1387G2	1303G8	1304G23	2

Hand Tool				
Wire Size	Hydraulic	Battery	Die P/N	Number of Crimps
4/0	1387G3	1370G1	1322G14	2
95mm <sup>2</sup>	1387G3	1370G1	1322G1	2
2/0-70mm <sup>2</sup>	1387G3	1370G1	1322G3	2
1/0-50mm <sup>2</sup>	1387G3	1370G1	1322G13	2

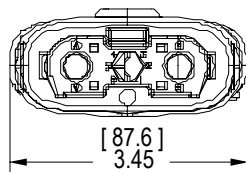
Hydraulic Tool		
Wire Size	Part Number	Number of Crimps
4/0	1368	2
95mm <sup>2</sup>	1368	2
2/0-70mm <sup>2</sup>	1368	2
1/0-50mm <sup>2</sup>	1368	2

## DIMENSIONS

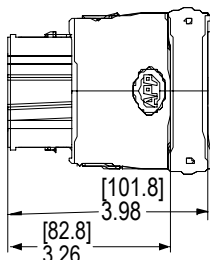
### Front Without Strain Relief



### Front With Strain Relief



### Side



All Data Subject To Change Without Notice 2017-0070 DS-BDPF REV 6

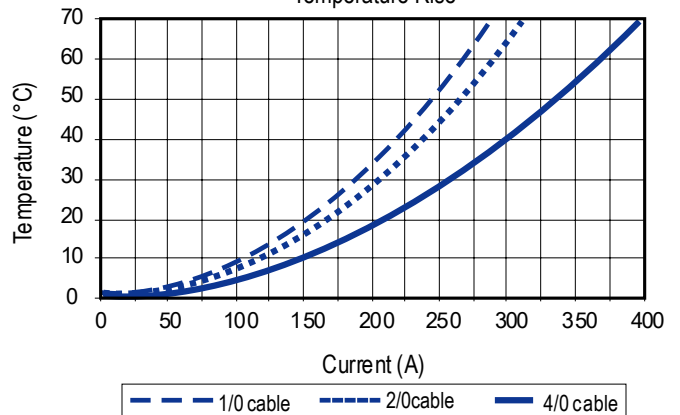
© 2017 Anderson Power Products, Inc. All rights reserved. APP®, Anderson Power Products®, PowerMod® and the APP Logo are registered trademarks of Anderson Power Products, Inc.

**HEADQUARTERS:** Anderson Power Products®, 13 Pratts Junction Road, Sterling, MA 01564-2305 USA T:978-422-3600 F:978-422-0128 • **EUROPE:** Anderson Power Products® Ltd., Unit 3, Europa Court, Europa Boulevard, Westbrook, Warrington, Cheshire, WA5 7TN United Kingdom T: +44 (0) 1925 428390 F: +44 (0) 1925 520203 • **ASIA / PACIFIC:** IDEAL Anderson Asia Pacific Ltd., Unit 922-928 Topsail Plaza, 11 On Sum Street, Shatin N.T., Hong Kong T: +(852) 2636 0836 F: +(852) 2635 9036 • **CHINA:** IDEAL Anderson Technologies (Shenzhen) Ltd., Block A8 Tantou Western Industrial Park, Songgang Baoan District, Shenzhen, P.R. China 518105 T: +(86) 755 2768 2118 F: +(86) 755 2768 2218 • **TAIWAN:** IDEAL Anderson Asia Pacific Ltd., Taiwan Branch, 4F.-2, No.116, Dadun 20th St., Situn District, Taichung City 407, Taiwan (R.O.C.) T: +(886) 4 2310 6451 F: +(886) 4 2310 6460 • [www.andersonpower.com](http://www.andersonpower.com)

## TEMPERATURE CHART

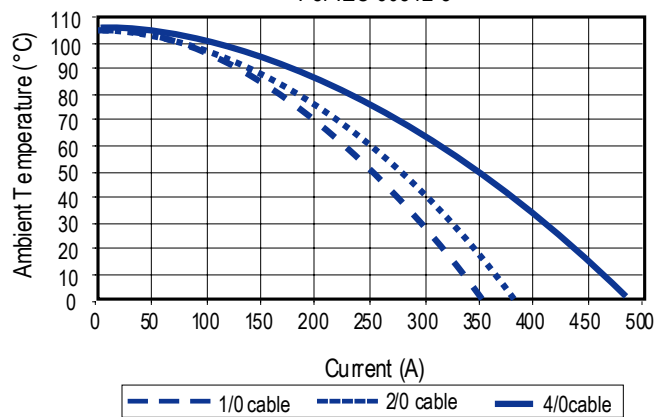
PowerMod®HP Dual Pole Series "B"

Temperature Rise



\* Double crimp is required to achieve stated electrical specifications

PowerMod®HP Dual Pole De-rating Curve Series "B"  
Per IEC 60512-5



\* Double crimp is required to achieve stated electrical specifications

## MATING CONNECTORS

### Dual Pole Straight Male



### Dual Pole Panel Mount Male

