



SAW Components

Data Sheet B3581

Data Sheet

A large, stylized, 3D-rendered graphic of the EPCOS logo. The letters "EPCOS" are rendered in a bold, sans-serif font, appearing to be part of a curved, metallic-looking structure. The background is dark and textured, suggesting a globe or a complex circuit board layout.



SAW Components

B3581

Low Loss Filter

315,00 MHz

Data Sheet

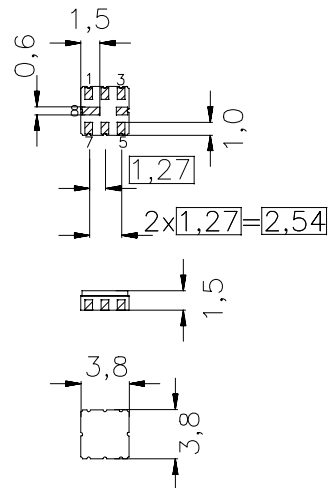
Ceramic package **QCC8B**

Features

- RF low-loss filter for remote control receivers
- Package for **Surface Mounted Technology (SMT)**
- Hermetically sealed ceramic package
- No matching network required for operation at 50 Ω

Terminals

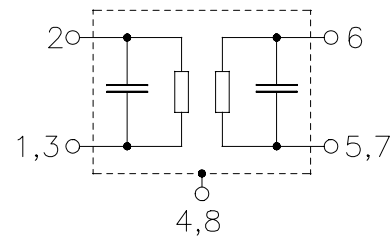
- Ni, gold plated



Dimensions in mm, approx. weight 0,07 g

Pin configuration

- 2 Input
- 1,3 Input Ground
- 6 Output
- 5,7 Output Ground
- 4,8 to be grounded



| Type | Ordering code | Marking and Package according to | Packing according to |
|-------|-------------------|----------------------------------|----------------------|
| B3581 | B39321-B3581-Z810 | C61157-A7-A46 | F61074-V8037-Z000 |

Electrostatic Sensitive Device (ESD)

Maximum ratings

| | | | | |
|----------------------------|-----------|---------|-----|-----------------------|
| Operable temperature range | T | -40/+85 | °C | source impedance 50 Ω |
| Storage temperature range | T_{stg} | -45/+90 | °C | |
| DC voltage | V_{DC} | 0 | V | |
| Source power | P_S | 10 | dBm | |



SAW Components

B3581

Low Loss Filter

315,00 MHz

Data Sheet

Characteristics

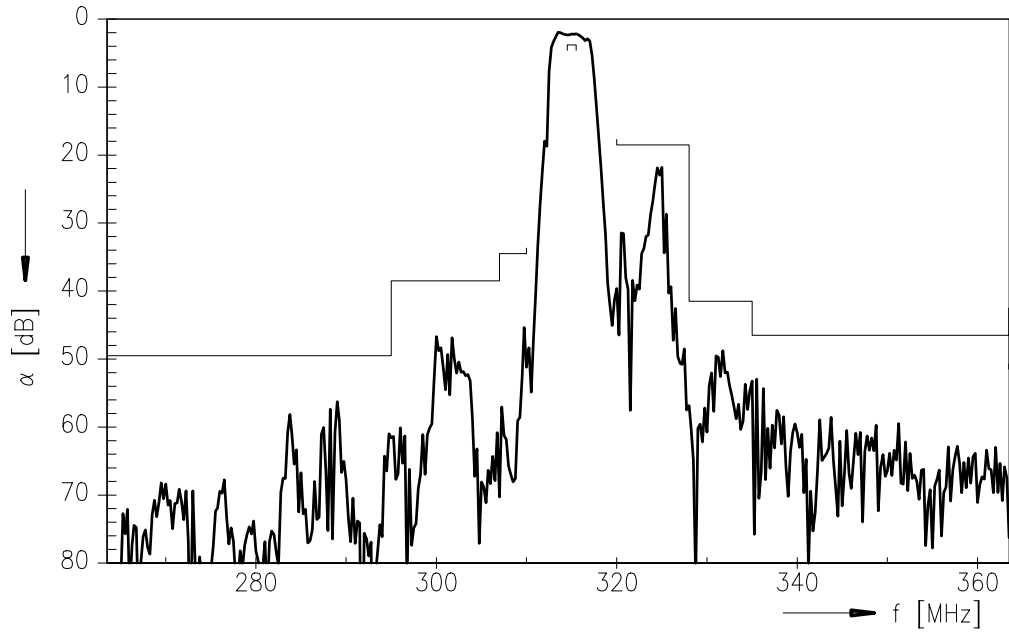
Operating temperature range: $T = -40^{\circ}\text{C}$ to 85°C
 Terminating source impedance: $Z_S = 50\ \Omega$
 Terminating load impedance: $Z_L = 50\ \Omega$

| | | min. | typ. | max. | |
|--|------------------------|-------------|-------------|-------------|-------|
| Center frequency | f_c | — | 315,00 | — | MHz |
| Maximum insertion attenuation | α_{\max} | | | | |
| | 314,50 ... 315,50 MHz | — | 2,7 | 3,7 | dB |
| Amplitude ripple (p-p) | $\Delta\alpha$ | | | | |
| | 314,80 ... 315,20 MHz | — | 0,4 | 1,0 | dB |
| | 314,50 ... 315,50 MHz | — | 0,8 | 2,0 | dB |
| Relative attenuation (relative to α_{\max}) | α_{rel} | | | | |
| | 10,00 ... 250,00 MHz | 55 | 60 | — | dB |
| | 250,00 ... 295,00 MHz | 47 | 53 | — | dB |
| | 295,00 ... 307,00 MHz | 36 | 41 | — | dB |
| | 307,00 ... 310,00 MHz | 32 | 40 | — | dB |
| | 320,00 ... 328,00 MHz | 16 | 20 | — | dB |
| | 328,00 ... 335,00 MHz | 39 | 44 | — | dB |
| | 335,00 ... 410,00 MHz | 44 | 49 | — | dB |
| | 410,00 ... 480,00 MHz | 40 | 45 | — | dB |
| | 480,00 ... 1000,00 MHz | 49 | 54 | — | dB |
| Temperature coefficient of frequency | TC_f | — | -30 | — | ppm/K |

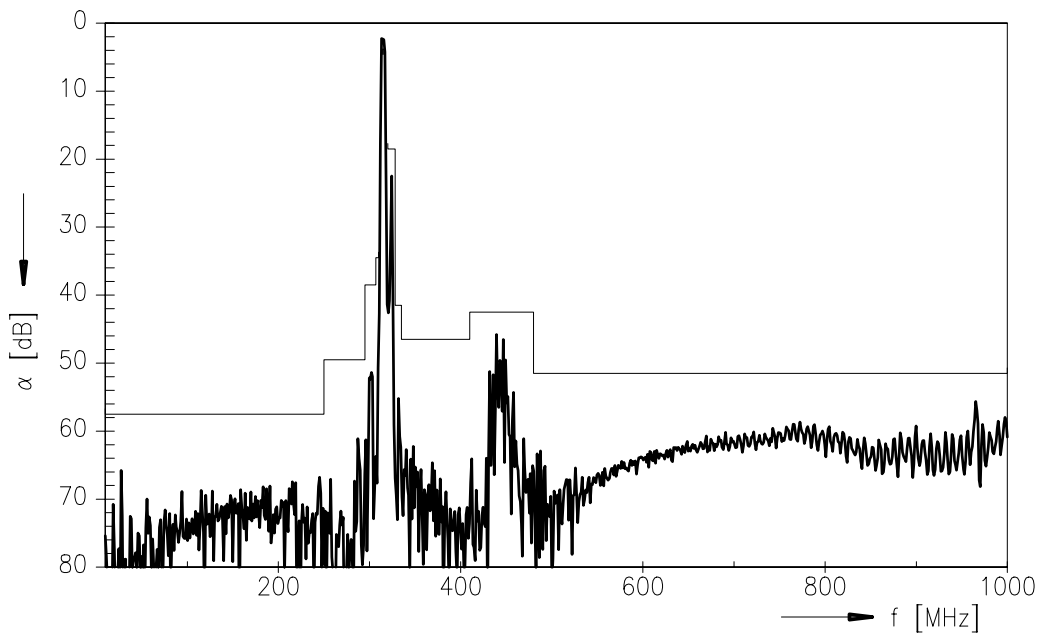


Data Sheet

Transfer function



Transfer function (wideband)





SAW Components

B3581

Low Loss Filter

315,00 MHz

Data Sheet

Published by EPCOS AG

Surface Acoustic Wave Components Division, SAW CE AE PD

P.O. Box 80 17 09, D-81617 München

© EPCOS AG 2001. All Rights Reserved.

As far as patents or other rights of third parties are concerned, liability is only assumed for components per se, not for applications, processes and circuits implemented within components or assemblies.

The information describes the type of component and shall not be considered as assured characteristics.

Terms of delivery and rights to change design reserved.

For questions on technology, prices and delivery please contact the sales offices of EPCOS AG or the international representatives.

Due to technical requirements components may contain dangerous substances. For information on the type in question please also contact one of our sales offices.