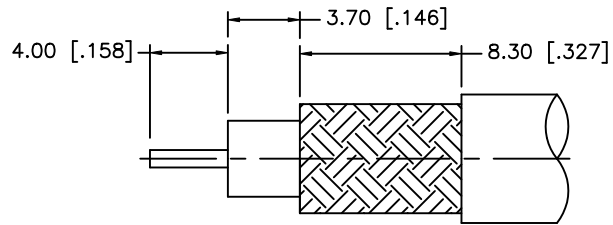
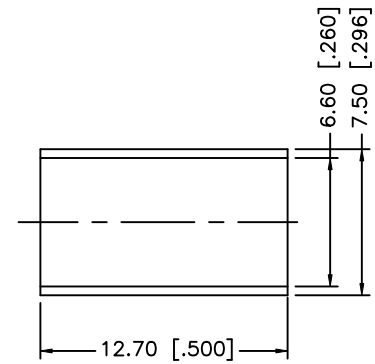
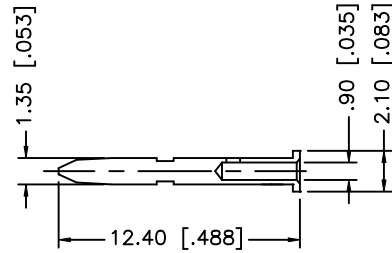
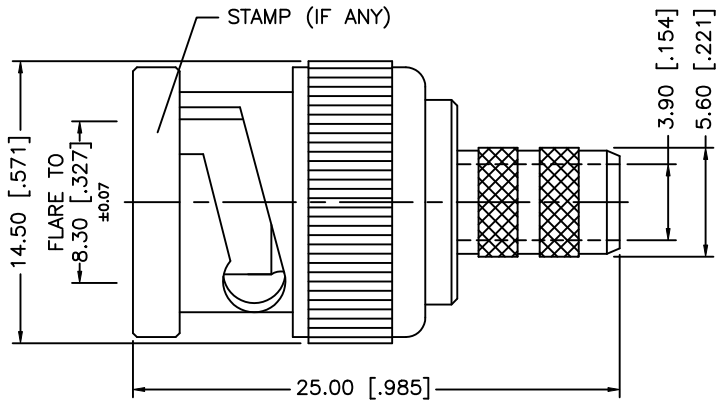


REV.	DATE	DESCRIPTION
A	04/28/97	CHANGE GOLD PLATING SPEC.
B	03/08/08	UPDATE DRAWING FORMAT, ADD CRIMP NOTES



RECOMMENDED CABLE STRIPPING DIM'S



NOTES:

1. CRIMPED FERRULE HEX CRIMP SIZE .255"
2. CRIMPED CONTACT HEX CRIMP SIZE .042" OR SOLDER.

8				
7				
6				
5				
4	FERRULE	BRASS	NICKEL	1
3	CONTACT PIN	BRASS	GOLD	1
2	INSULATOR	TEFLON	NATURAL	1
1	BODY	BRASS	NICKEL	1
	DESCRIPTION	MATERIAL	FINISH	QTY

UNLESS OTHERWISE SPECIFIED DIMENSIONS ARE IN MILLIMETERS. DIMENSIONS IN [] ARE IN INCHES AND FOR CUSTOMER REFERENCE ONLY.

UNLESS OTHERWISE SPECIFIED TOLERANCES FOR MILLIMETERS ARE:
0.5 - 8mm ± 0.20mm
8 - 30mm ± 0.40mm
30 - 120mm ± 0.50mm

UNLESS OTHERWISE SPECIFIED TOLERANCES FOR INCHES ARE:
.020 - .315 = ± 0.007"
.315 - 1.180 = ± 0.015"
1.180 - 4.724 = ± 0.020"

DO NOT SCALE DRAWING

APPROVALS	DATE
DRAWN G.R.S.	03/08/08
CHECKED	
ISSUED	
SHEET 1 OF 1	
CAD FILE	C:/112/112956.DWG

Amphenol Connex

PART DESCRIPTION
BNC CRIMP PLUG
(FOR RG-59/U 20AWG - VPM2000 CABLE-75ohm)

PART NO.
112956

DWG. NO.	112956.DWG	REV.	B	SIZE	A	SCALE	NA
----------	------------	------	---	------	---	-------	----