

Features

- Module for identifying industrial components
- Industry-compliant mounting of the ID module on equipment by installing it in a Han® industrial connector
- Programming via the CANopen communication protocol
- 10 MB data memory
- Automatically detects baud rate
- Node ID configuration using LSS, acc. to DS305
- Status and diagnostics display
- Default Node ID: 127

Environmental/mechanical tests

Shock/vibration	DIN EN 60721-3-3:95, class 3M7
Impact test	DIN EN 50102:97 + A1:99
Temperature	DIN EN 60721-3-3:95, class 3K7
Humidity warmth	DIN EN 60721-3-3:95, class 3K1

EMC tests

HF on lines	DIN EN 61000-4-6
Electrostatic discharge (resistance of hood/housing to interference)	DIN EN 61000-4-2
Electromagnetic HF field (resistance to radiated interference)	DIN EN 61000-4-3
Impulse voltage (cable-guided interference resistance)	DIN EN 61000-4-5
Burst on the power supply (cable-guided interference resistance)	DIN EN 61000-4-4
Burst on the data line (cable-guided interference resistance)	DIN EN 61000-4-4

Technical characteristics

Inserts

Power supply	24 V (± 10 %)
Operating temperature	- 40 °C ... + 70 °C
Material	polycarbonate
BUS communication protocol	CANopen
Usable flash memory	10 MB
Writing cycles	min. 50000
Termination type	cage-clamp termination
EDS file	refer to the eCatalogue
Nodes on BUS	max. 127
Power consumption (Han-Modular® ID PL)	max. 5 W
Approvals and standards	CE, UL508, EN 60950, CiA (CAN in Automation acc. to DS301, DS305)

Status and diagnostics displays

Power supply	green
Field connection (link)	green
Field connection (error)	red



Identification

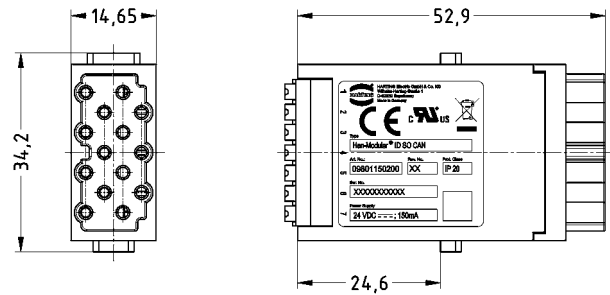
Part number

Drawing

Dimensions in mm

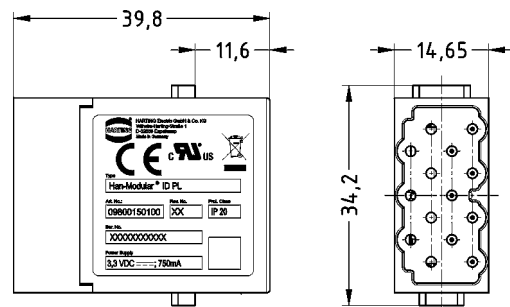
Han-Modular® ID SO CAN
CANopen networking

09 80 115 0200



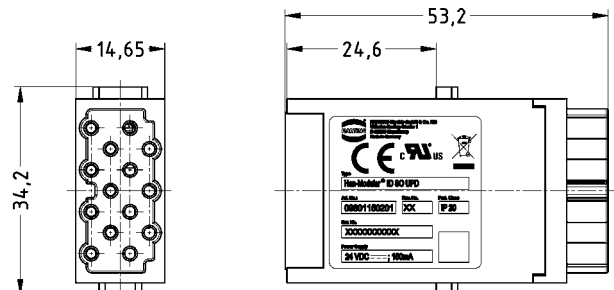
Han-Modular® ID PL
storage medium

09 80 015 0100



Han-Modular® ID UPD
update module

09 80 115 0201



Object directory ID module

Identifier	Data type	Read only	Description
ModuleName	Visible string	Yes	HARTING device name
ModuleArticleNumber	Visible string	Yes	HARTING part number
ModuleSerialNumber	Visible string	Yes	Serial number for tracking at the device level
ModuleRevision	Unsigned 32	Yes	System's hardware revision number
Identifier	Visible string	No	Customer-specific identifier (default: module name + module serial number)
SerialNumber	Visible string	No	Customer-specific serial number (default: module serial number)
Revision	Unsigned 32	No	Customer-specific revision number (default: 0)
Baud rate	Unsigned 32	No	Bit rate of CAN bus
Customer specific	Visible string	No	200 objects
Customer specific	Unsigned 32	No	200 objects
Customer specific	Boolean	No	100 objects
Customer specific	Integer 32	No	200 objects
Customer specific	Real	No	200 objects
Customer specific	Generic	No	Object size: max. 10 MB

Pin assignment for the Han® ID CAN module

Pin assignment

1. Power 0V *Power = permanent green light*
2. Power +24V DC
3. CAN_L (Dominant Low Lineside)
4. CAN_H (Dominant High Lineside)
5. Functional earth
6. CAN_L (Dominant Low Masterside)
7. CAN_H (Dominant High Masterside)

