

342118-1 ACTIVE

PLASTI-GRIP

TE Internal #: 342118-1

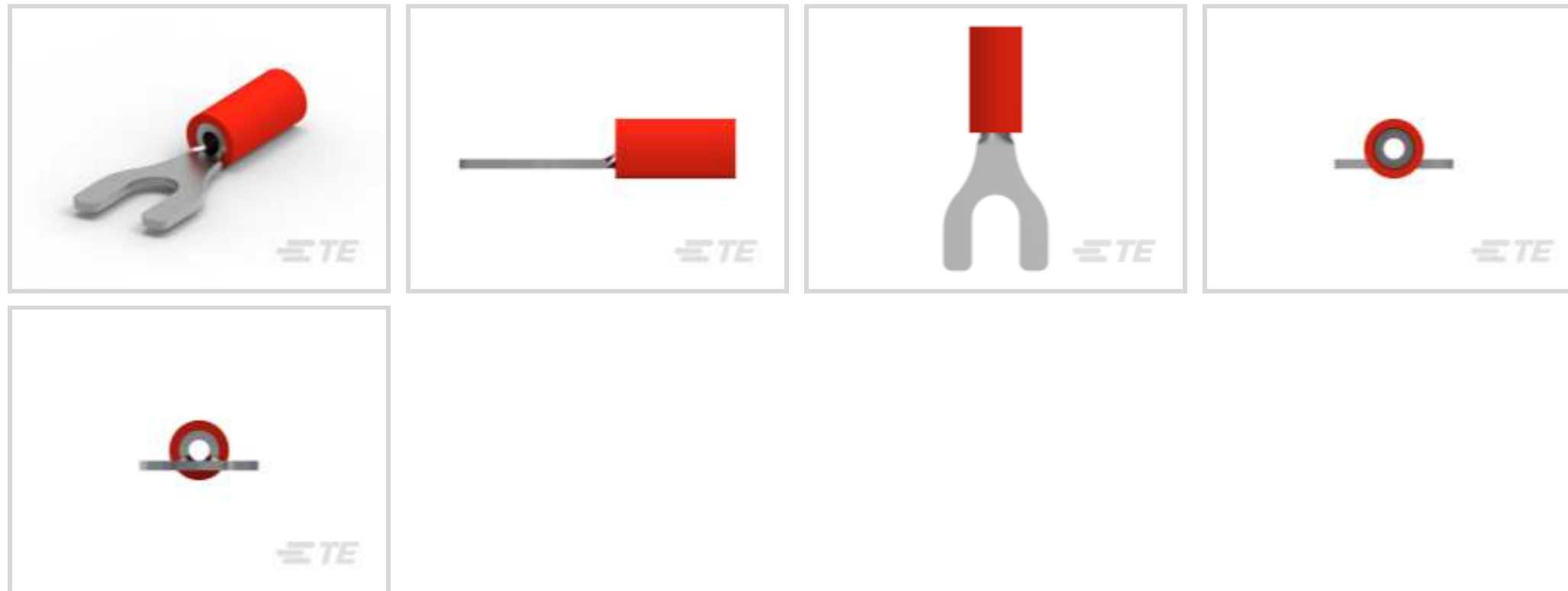
Ring Terminals & Spade Terminals, Spade Tongue, 22 – 16 AWG

Wire Size, .3 – 1.3 mm² Wire Size, Stud Size #8 / M4, PLASTI-GRIP

[View on TE.com >](#)



Terminals & Splices > Ring Terminals & Spade Terminals



Ring & Spade Terminal Type: **Spade Tongue**

Wire Size: .3 – 1.3 mm²

Stud Size: **#8, M4**

Stud Diameter: 4.3 mm [.171 in]

Features

Product Type Features

Terminal Features	Sheared
Stud Size	#8, M4
Sealable	No
Wire Insulation Support Retention Type	Insulation Support

Configuration Features

Number of Holes	1
-----------------	---

Electrical Characteristics

Voltage Rating	600 V
----------------	-------

Body Features

Product Weight	.155 g
Insulation Sleeve Color	Red
Stripe Color	Red

Contact Features

Ring & Spade Terminal Type	Spade Tongue
Barrel Type	Closed

Terminal Orientation	Straight
----------------------	----------

Terminal Plating Material	Tin
---------------------------	-----

Mechanical Attachment

Wire Insulation Support	Without
-------------------------	---------

Dimensions

Wire Size	.3 – 1.3 mm ²
-----------	--------------------------

Stud Diameter	4.3 mm[.171 in]
---------------	-----------------

Tongue Thickness	.79 mm[.031 in]
------------------	-----------------

Product Length	23.5 mm[.925 in]
----------------	------------------

Compatible Insulation Diameter (Max)	3.6 mm[.141 in]
--------------------------------------	-----------------

Compatible Insulation Diameter Range	2.7 – 3.6 mm[.106 – .142 in]
--------------------------------------	------------------------------

Usage Conditions

Insulation Option	Partially Insulated
-------------------	---------------------

Operating Temperature Range	105 °C[221 °F]
-----------------------------	----------------

Operation/Application

Compatible With Wire Base Material	Copper
------------------------------------	--------

Compatible With Wire Plating Material	Tin
---------------------------------------	-----

Industry Standards

Government Qualified Terminal	No
-------------------------------	----

Packaging Features

Packaging Quantity	1000
--------------------	------

Packaging Method	Loose Piece
------------------	-------------

Product Compliance

[For compliance documentation, visit the product page on TE.com>](#)

EU RoHS Directive 2011/65/EU	Compliant
------------------------------	-----------

EU ELV Directive 2000/53/EC	Compliant
-----------------------------	-----------

China RoHS 2 Directive MIIT Order No 32, 2016	No Restricted Materials Above Threshold
---	---

EU REACH Regulation (EC) No. 1907/2006	Current ECHA Candidate List: JUNE 2023 (235) Candidate List Declared Against: JUNE 2023 (235) Does not contain REACH SVHC
--	---

Halogen Content

Not Low Halogen - contains Br or Cl > 900 ppm.

Solder Process Capability

Not applicable for solder process capability

Product Compliance Disclaimer

This information is provided based on reasonable inquiry of our suppliers and represents our current actual knowledge based on the information they provided. This information is subject to change. The part numbers that TE has identified as EU RoHS compliant have a maximum concentration of 0.1% by weight in homogenous materials for lead, hexavalent chromium, mercury, PBB, PBDE, DBP, BBP, DEHP, DIBP, and 0.01% for cadmium, or qualify for an exemption to these limits as defined in the Annexes of Directive 2011/65/EU (RoHS2). Finished electrical and electronic equipment products will be CE marked as required by Directive 2011/65/EU. Components may not be CE marked. Additionally, the part numbers that TE has identified as EU ELV compliant have a maximum concentration of 0.1% by weight in homogenous materials for lead, hexavalent chromium, and mercury, and 0.01% for cadmium, or qualify for an exemption to these limits as defined in the Annexes of Directive 2000/53/EC (ELV). Regarding the REACH Regulation, the information TE provides on SVHC in articles for this part number is based on the latest European Chemicals Agency (ECHA) 'Guidance on requirements for substances in articles' posted at this URL: <https://echa.europa.eu/guidance-documents/guidance-on-reach>


Compatible Parts




TE Part # 59170
T-HEAD PIDG SH 26-14 ASSY



TE Part # 47386
DAHT PG PIDG 26-16 ASSY



TE Part # 58433-3
PRO CR ASSY, RBY IS9252



TE Part # 59250
T-HEAD PIDG 26-14 ASSY



TE Part # 58423-1
DIE, RBY IS9252



TE Part # 59824-1
TETRA-CRIMP PIDG PG FASTON 22-10 ASSY



TE Part # 539691-2
ERGO DIE R.B.Y



TE Part # 2063030-1
SDE DIESET, RBY, UL



TE Part # 47806-2
DIES PIDG 22-16 DIE SET



TE Part # 59300
T-HEAD PIDG PG 26-16 ASSY



TE Part # 1SET191002R0000
TET CRIMP-HT

Also in the Series | **PLASTI-GRIP**



Compression Connectors(3)



Crimp Wire Pins, Tabs & Ferrules(25)



Ring Terminals & Spade Terminals(534)



Splices(49)

Customers Also Bought



TE Part #640915-1
RECEPT,PIDG FASTON 16-14 205



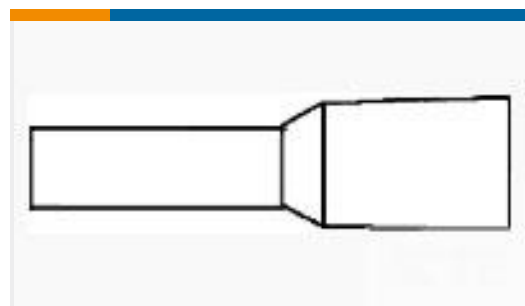
TE Part #1625966-6
Power Resistors: Aluminum Housed, HSA



TE Part #1532187-1
M83513/02-AN, MCKS-N1-B-9SS



TE Part #342183-1
12-10 F.E.P.G. RING TONGUE 3BA



TE Part #966066-7
FER,WIRE,PL SLV,,50/20,L8,ORANGE, LP




TE Part #YDTS26W15-35PNV001
PLUG ASSY



TE Part #YDTS20W25-35SNV001
RECP ASSY



TE Part #YDTS26W09-35PNV001
PLUG ASSY



TE Part #T4171110004-002
M12,REAR MOUNTING,FEMALE,A,4P, 0.5M WIRE

Documents

Product Drawings

[22-16 F.E.P.G. SPADE 3BA STUD](#)

English

CAD Files

[3D PDF](#)

[3D](#)

Customer View Model

[ENG_CVM_CVM_342118-1_L.2d_dxf.zip](#)



English

Customer View Model

[ENG_CVM_CVM_342118-1_L.3d_igs.zip](#)

English

Customer View Model

[ENG_CVM_CVM_342118-1_L.3d_stp.zip](#)

English

By downloading the CAD file I accept and agree to the [Terms and Conditions](#) of use.

Datasheets & Catalog Pages

[RADIATION_RESISTANT_PRE-INSULATED_TERMINALS_SPLICES](#)

English

Product Specifications

[Application Specification](#)

English