

PIN Power Inductor RCH-654



Description

- Ferrite drum core construction.
- Magnetically unshielded.
- L × W × H: 6.5 × 6.5 × 5.0mm Max.
- Product weight: 0.5 g(Ref.)
- Moisture Sensitivity Level: 1
- RoHS compliance.

Environmental Data

- Operating temperature range: -40°C ~ +85°C (including coil's self temperature rise)
- Storage temperature range: -40°C ~ +85°C

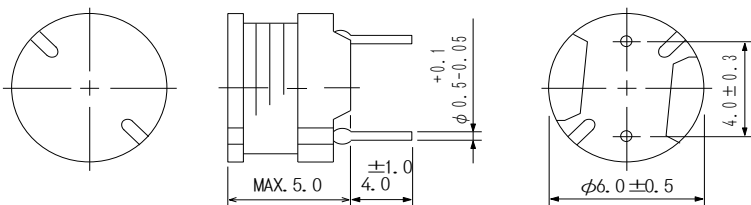
Packaging

- Box packaging.

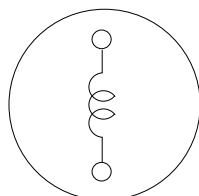
Applications

- Ideally used in Printers, LCD TV, DVD, Copy Machine, Mainboard of the compounding machines etc. as DC-DC Converter inductors.

Dimension - [mm]



Schematics - [mm]





Electrical Characteristics

PART NO.	STAMP	INDUCTANCE [WITHIN] ※1	D. C. R. (Ω) [MAX.] at 20°C	RATED CURRENT (mA) ※2
RCH654NP-1R0M	1R0M	1.0 μ H \pm 20%	29m	3000
RCH654NP-1R5M	1R5M	1.5 μ H \pm 20%	34m	2850
RCH654NP-2R0M	2R0M	2.0 μ H \pm 20%	39m	2480
RCH654NP-2R5M	2R5M	2.5 μ H \pm 20%	43m	2210
RCH654NP-3R3M	3R3M	3.3 μ H \pm 20%	48m	1980
RCH654NP-3R9M	3R9M	3.9 μ H \pm 20%	55m	1830
RCH654NP-4R7M	4R7M	4.7 μ H \pm 20%	60m	1740
RCH654NP-5R6M	5R6M	5.6 μ H \pm 20%	66m	1530
RCH654NP-6R2M	6R2M	6.2 μ H \pm 20%	72m	1440
RCH654NP-7R2M	7R2M	7.2 μ H \pm 20%	78m	1350
RCH654NP-8R2M	8R2M	8.2 μ H \pm 20%	85m	1260
RCH654NP-100M	100M	10 μ H \pm 20%	91m	1200
RCH654NP-120K	120K	12 μ H \pm 10%	0.10	1050
RCH654NP-150K	150K	15 μ H \pm 10%	0.12	980
RCH654NP-180K	180K	18 μ H \pm 10%	0.13	930
RCH654NP-220K	220K	22 μ H \pm 10%	0.18	900
RCH654NP-270K	270K	27 μ H \pm 10%	0.21	810
RCH654NP-330K	330K	33 μ H \pm 10%	0.27	740
RCH654NP-390K	390K	39 μ H \pm 10%	0.29	680
RCH654NP-470K	470K	47 μ H \pm 10%	0.34	620
RCH654NP-560K	560K	56 μ H \pm 10%	0.42	570
RCH654NP-680K	680K	68 μ H \pm 10%	0.48	510
RCH654NP-820K	820K	82 μ H \pm 10%	0.55	470
RCH654NP-101K	101K	100 μ H \pm 10%	0.68	420
RCH654NP-121K	121K	120 μ H \pm 10%	0.77	390
RCH654NP-151K	151K	150 μ H \pm 10%	0.95	350
RCH654NP-181K	181K	180 μ H \pm 10%	1.15	320
RCH654NP-221K	221K	220 μ H \pm 10%	1.30	290
RCH654NP-271K	271K	270 μ H \pm 10%	1.55	260
RCH654NP-331K	331K	330 μ H \pm 10%	2.18	230
RCH654NP-391K	391K	390 μ H \pm 10%	2.47	210
RCH654NP-471K	471K	470 μ H \pm 10%	2.92	200
RCH654NP-561K	561K	560 μ H \pm 10%	3.97	180
RCH654NP-681K	681K	680 μ H \pm 10%	4.57	160
RCH654NP-821K	821K	820 μ H \pm 10%	5.28	150
RCH654NP-102K	102K	1.0 mH \pm 10%	7.06	130

※1: Inductance measuring condition: 1.0 μ H ~ 8.2 μ H at 7.96MHz
 10 μ H ~ 82 μ H at 2.52MHz
 100 μ H ~ 1.0mH at 1 kHz

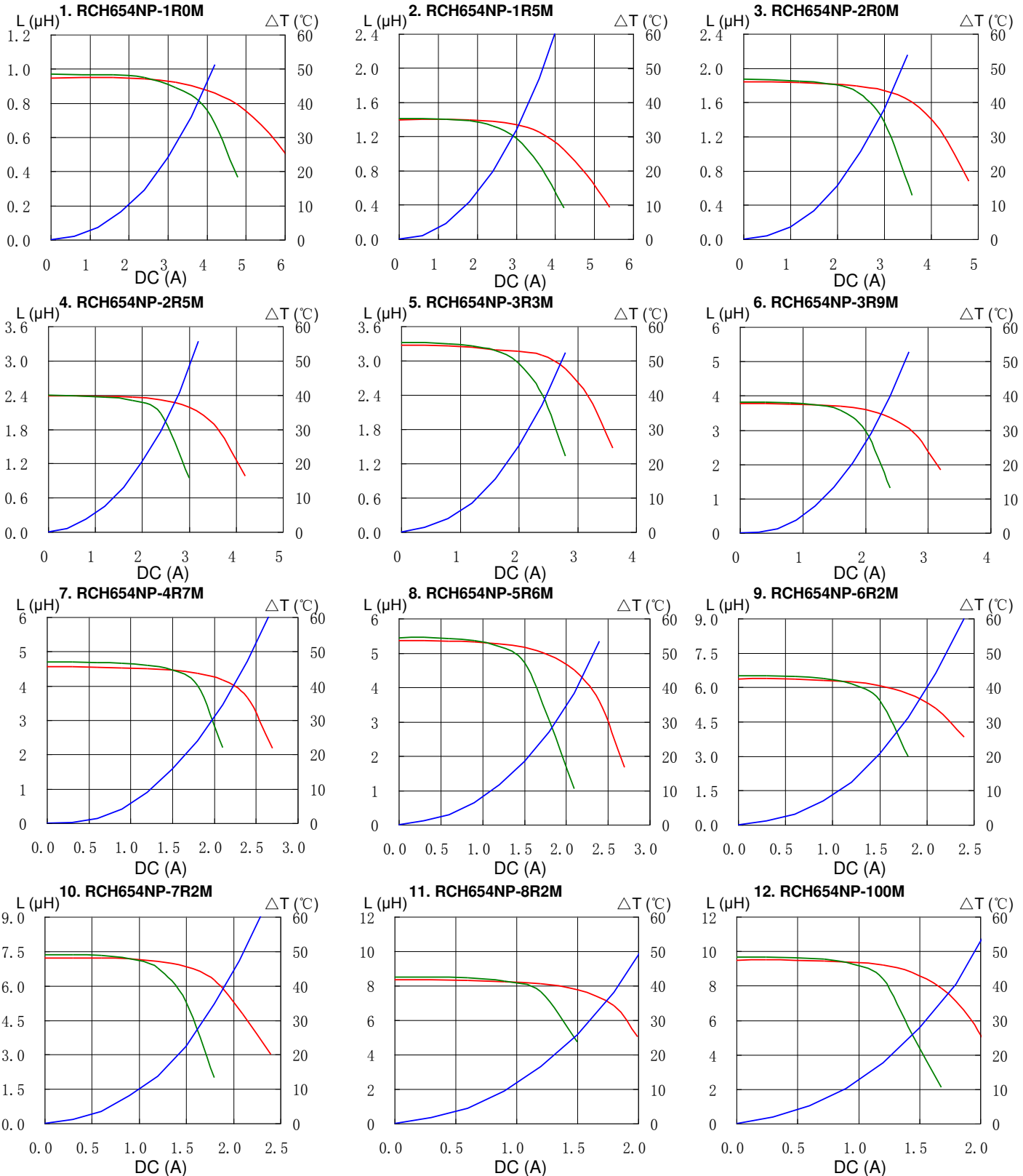
※2: The rated current indicates the lower value of current when the inductance is 10% lower than its initial value at D.C. superposition or the temperature of coil rises 40°C with D.C. current passing. (Ta=20°C)

PIN Power Inductor RCH-654



Saturation Current & Temperature Rise Graph

— L (20°C) — L (100°C) — ΔT

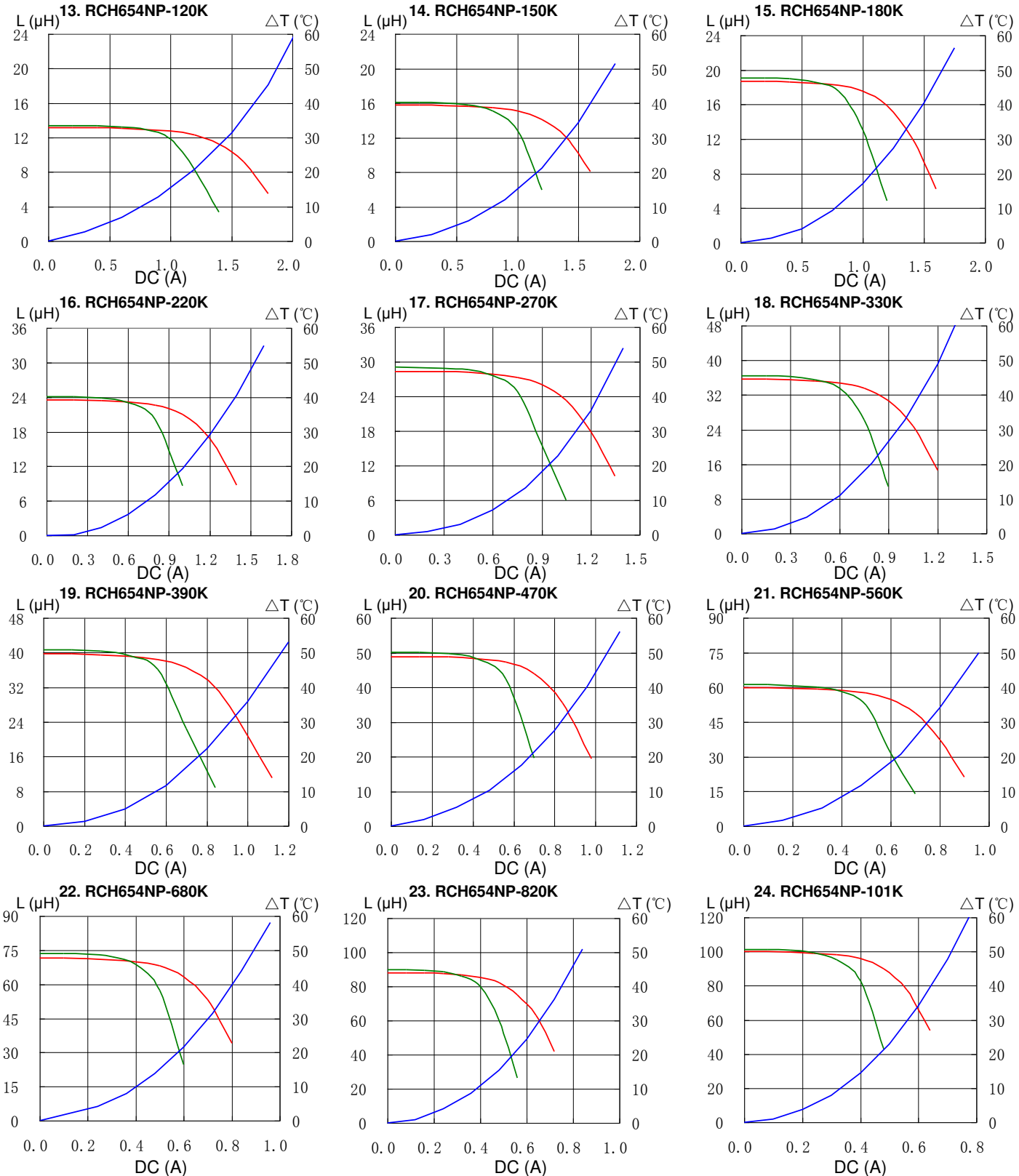


PIN Power Inductor RCH-654




Saturation Current & Temperature Rise Graph

— L (20°C) — L (100°C) — ΔT

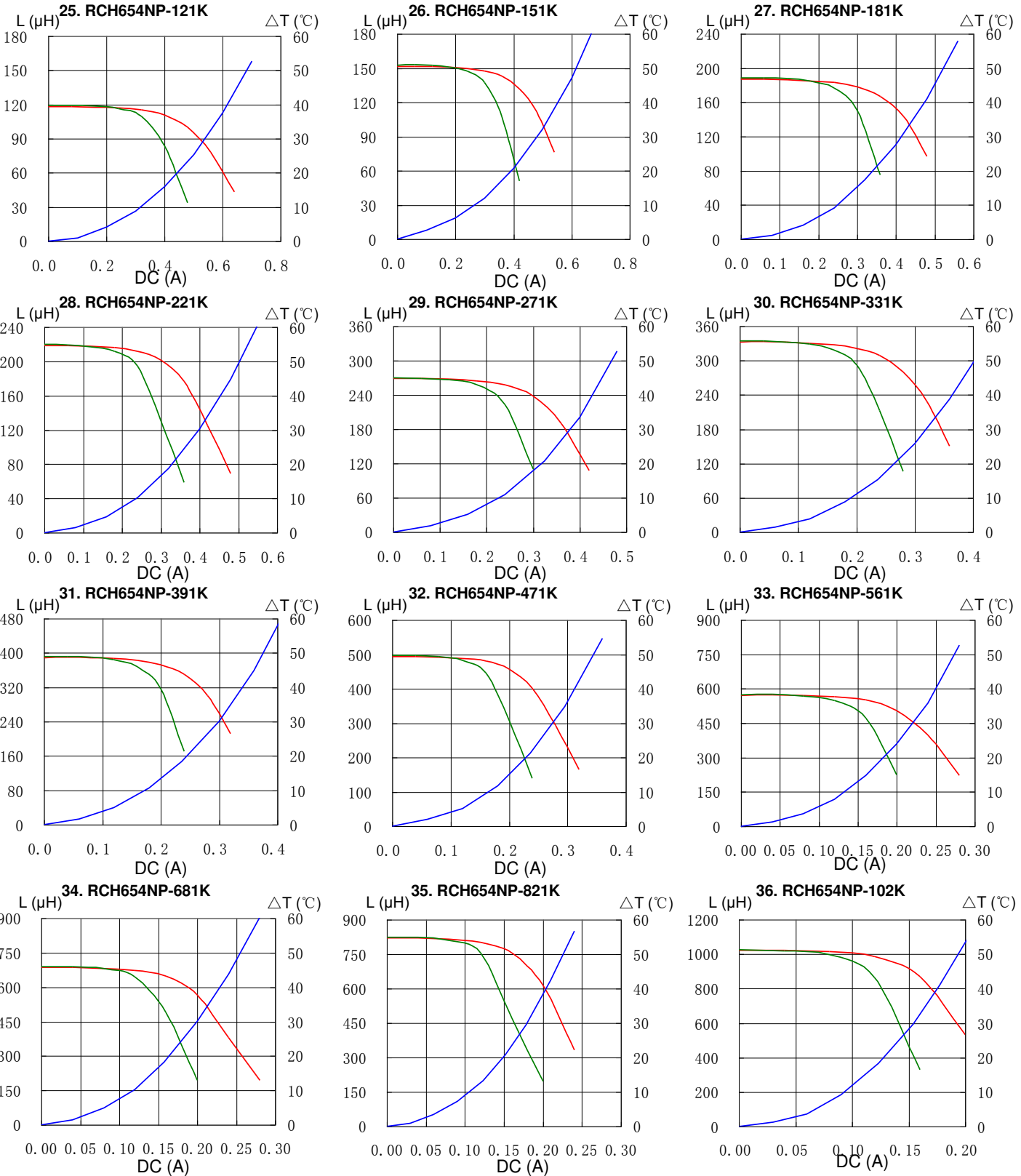


PIN Power Inductor RCH-654



Saturation Current & Temperature Rise Graph

— L (20°C) — L (100°C) — ΔT



PIN Power Inductor RCH-654



Please refer to the sales offices on our website - <http://www.sumida.com>

Hong Kong

Tel. +852-2880-6781
FAX. +852-2565-9600
sales@hk.sumida.com

Saitama(Japan)

Tel. +81-48-691-7300
FAX. +81-48-691-7340
sales@jp.sumida.com

Chicago

Tel. +1-847-545-6700
FAX. +1-847-545-6720
sales@us.sumida.com

Shanghai

Tel. +86-21-5836-3299
FAX. +86-21-5836-3266
shanghai.sales@cn.sumida.com

Seoul

Tel. +82-2-6237-0777
FAX. +82-2-6237-0778
sales@kr.sumida.com

Obernzell

Tel. +49-8591-937-0
FAX. +49-8591-937-103
contact@eu.sumida.com

Shenzhen

Tel. +86-755-8291-0228
FAX. +86-755-8291-0338
shenzhen.sales@cn.sumida.com

Singapore

Tel. +65-6296-3388
FAX. +65-6841-4426
sales@sg.sumida.com

Neumarkt

Tel. +49-9181-4509-110
FAX. +49-9181-4509-310
infocomp@eu.sumida.com

Taipei

Tel. +886-2-8751-2737
FAX. +886-2-8751-2738
sales@tw.sumida.com

San Jose

Tel. +1-408-321-9660
FAX. +1-408-321-9308
sales@us.sumida.com