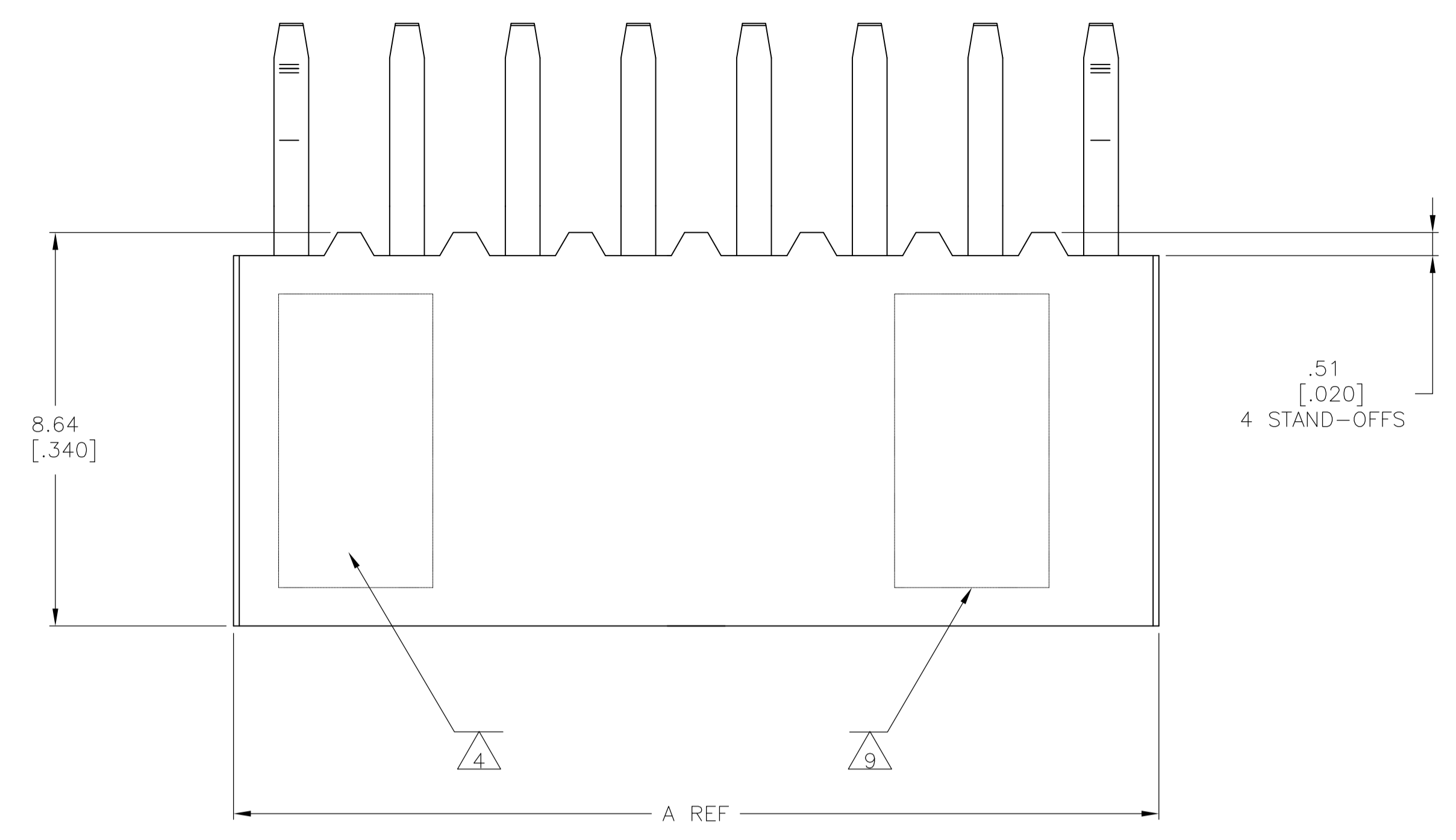
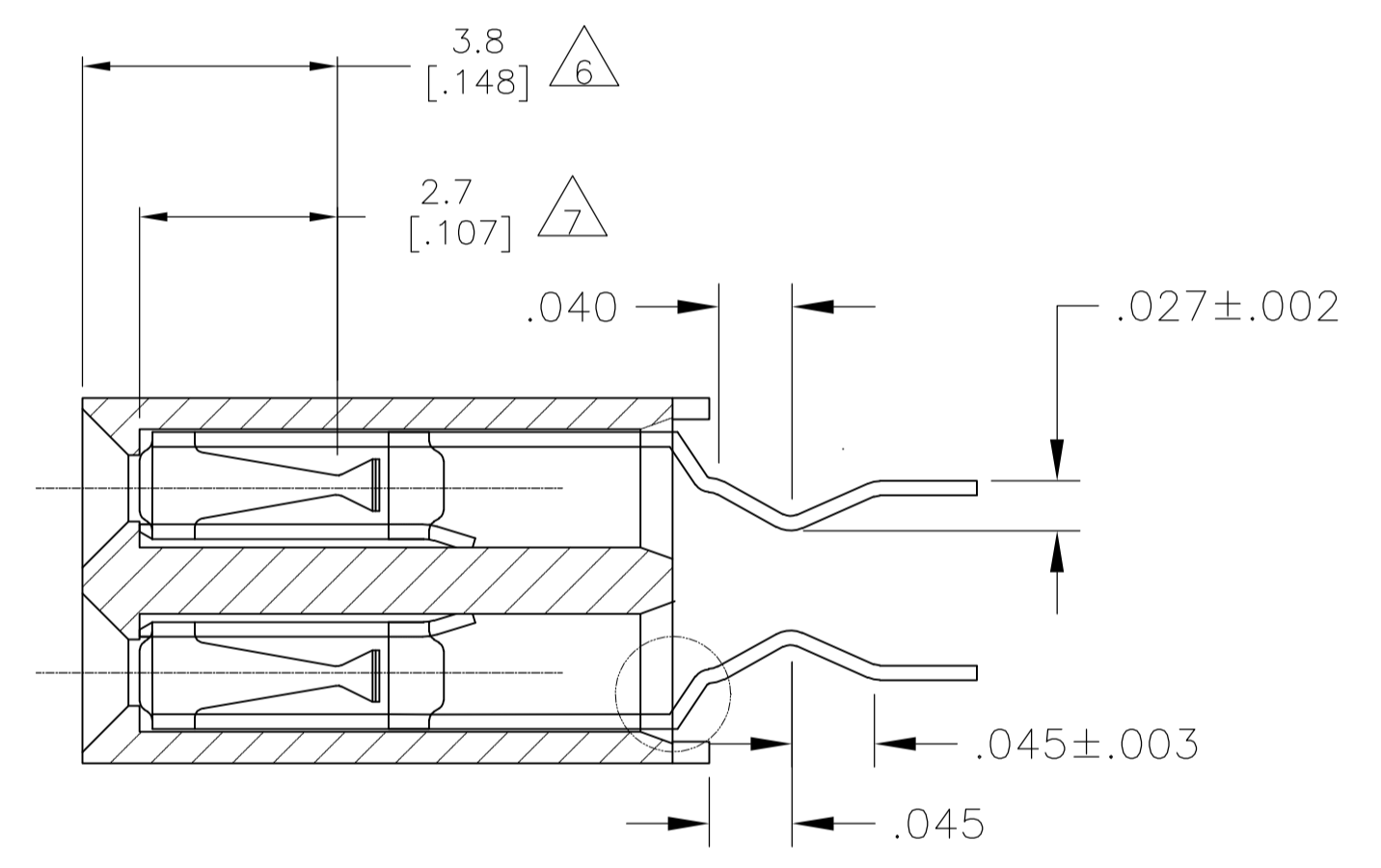
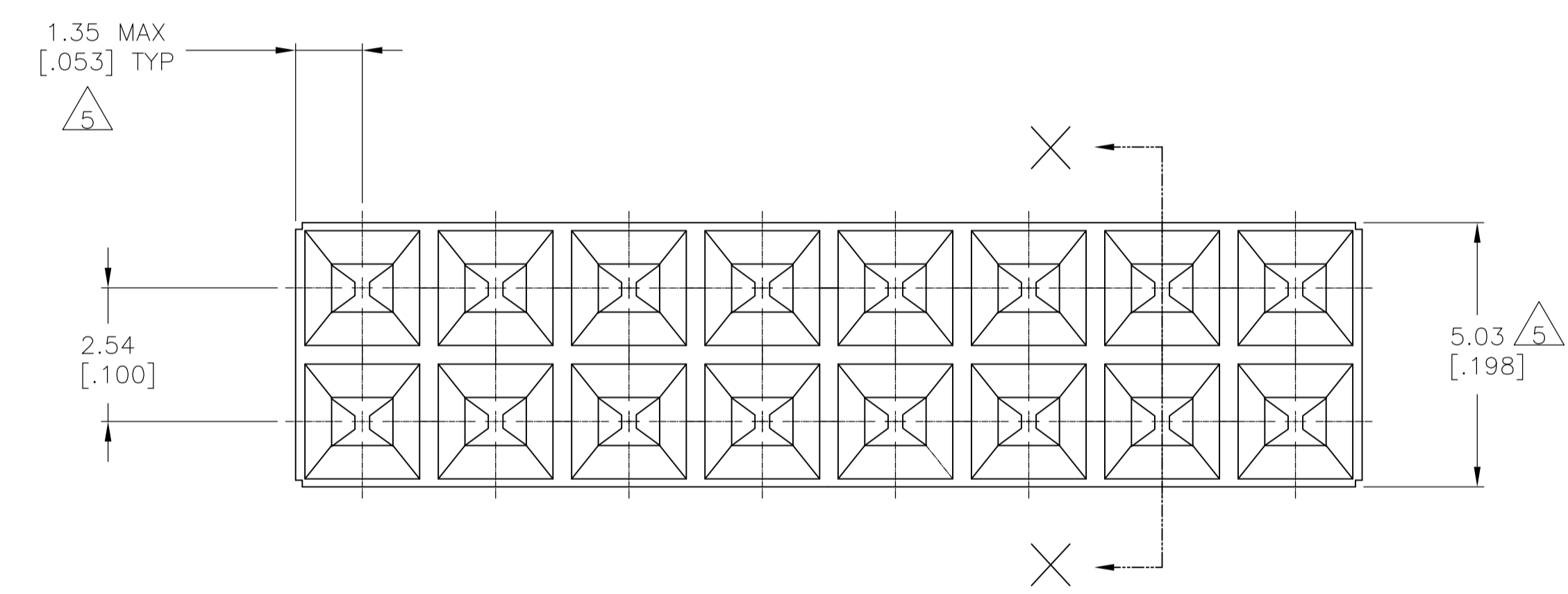


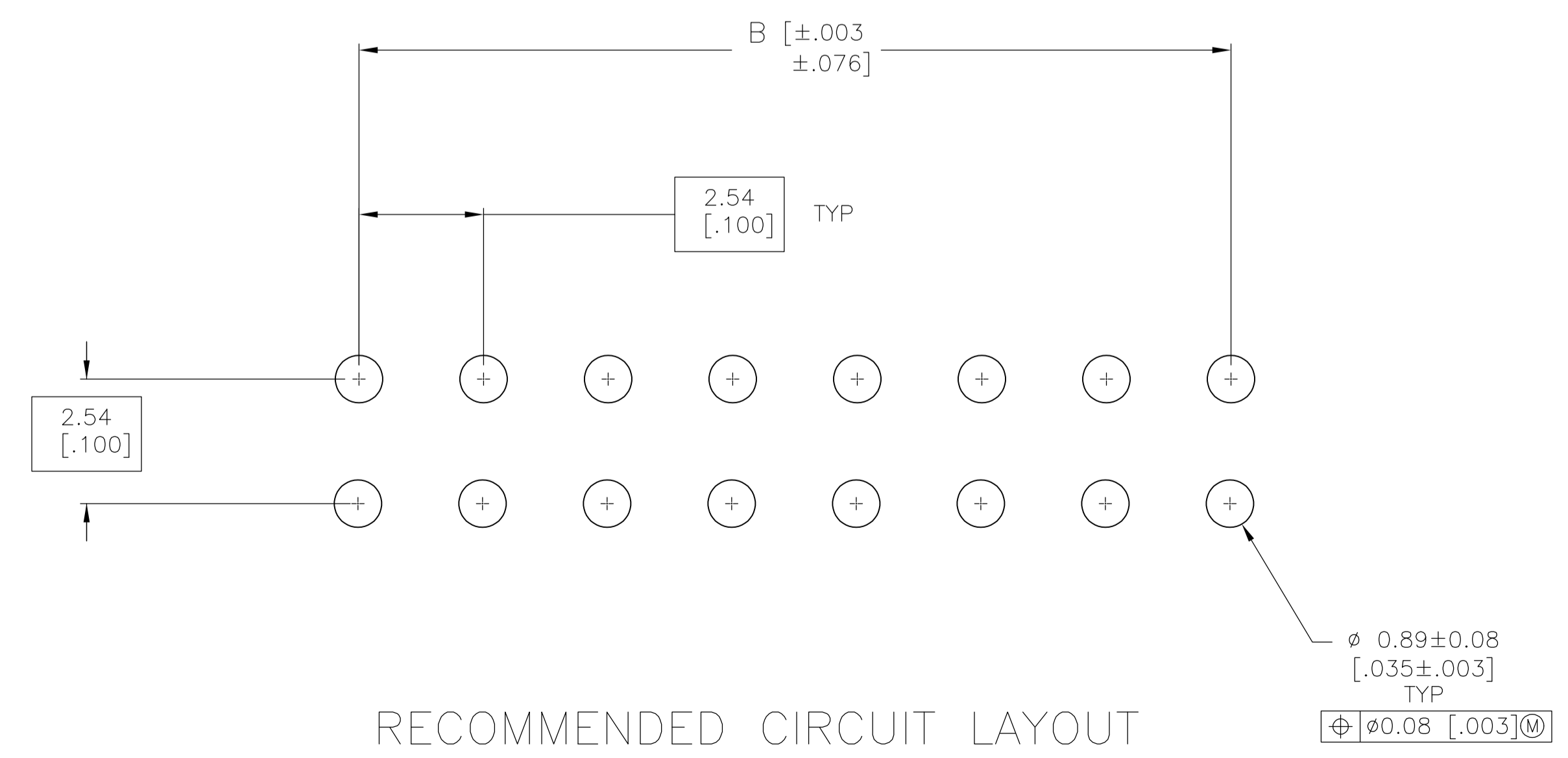
REVISONS		DATE	BY	APPD
D1	REVISED PER ECO-09-016694	17JUL09	HMR	JO
D2	REVISED PER ECO-09-020689	27AUG09	KK	AEG



- 1 HOUSING: FLAME RETARDANT, GLASS FILLED POLYESTER, COLOR-BLACK.
- 2 CONTACT MATERIAL: PHOSPHOR BRONZE.
- 3 DUPLEX PLATED: .000030 GOLD IN CONTACT AREA, .00150-.000300 BRIGHT TIN-LEAD ON SOLDER LEADS, ALL OVER .000050 MIN NICKEL.
- 4 DATE CODE AND PART NUMBER MARKED IN APPROXIMATE LOCATION SHOWN
- 5 DIMENSION TO CAVITY CENTERLINES ONLY, NOT FOR CONTACT LOCATION.
- 6 POINT OF CONTACT DIMENSION.
- 7 POINT OF MEASUREMENT DIMENSION FOR PLATING THICKNESS (INSIDE CONTACT BEAMS).
- 8 TOLERANCE IS NON-CUMULATIVE.
- 9 TE AND CSA LOGO ARE MOLDED INTO THE HOUSING.
- 10 DUPLEX PLATED: .000030 GOLD IN CONTACT AREA, .000150-.000300 MATTE TIN ON SOLDER LEADS, ALL OVER .000050 MIN NICKEL.
- 11 ALL MATERIALS AND FINISHES SHALL COMPLY WITH EU DIRECTIVE 2002/95/EC OF 27JAN2003 (ROHS).
- 12 PART NUMBER MARKING IS NOT REQUIRED ON THIS PART.
- 13 BOARD RETENTION FEATURES LOCATED ON LAST TWO POSITIONS ON EACH END.
- 14 OBSOLETE PARTS: OBSOLETE CIS STREAMLINING PER D.RENAUD/D.SINISI



SECTION X-X



RECOMMENDED CIRCUIT LAYOUT

FINISH	A	B	NUMBER OF POSITIONS	PART NUMBER	
OBSOLETE	10	.500	.400	10	14 5-146783-4
	10	1.500	1.400	30	14 5-146783-3
	10	.600	.500	12	14 5-146783-2
	10	.400	.300	8	12 14 5-146783-1
	3	.500	.400	10	146783-4
OBSOLETE	3	1.500	1.400	30	146783-3
	3	.600	.500	12	146783-2
	3	.400	.300	8	12 146783-1

THIS DRAWING IS A CONTROLLED DOCUMENT. DATE: 6/19/96

DESIGNED BY: T. HOFFMAN  
 CHECKED BY: A. GABANY  
 APPROVED BY: A. GABANY

TYCO ELECTRONICS CORPORATION  
 HARRISBURG, PA 17105-3608

NAME: AMPMODU, MODII, RECEPTACLE ASSEMBLY, CLOSED TOP ENTRY, DOUBLE-ROW, .100 SHORT POINT-OF-CONTACT

SIZE: A1  
 CAGE CODE: 00779  
 DRAWING NO: 146783

RESTRICTED TO: CUSTOMER DRAWING  
 SCALE: 10:1  
 SHEET: 1 OF 1  
 REV: D2