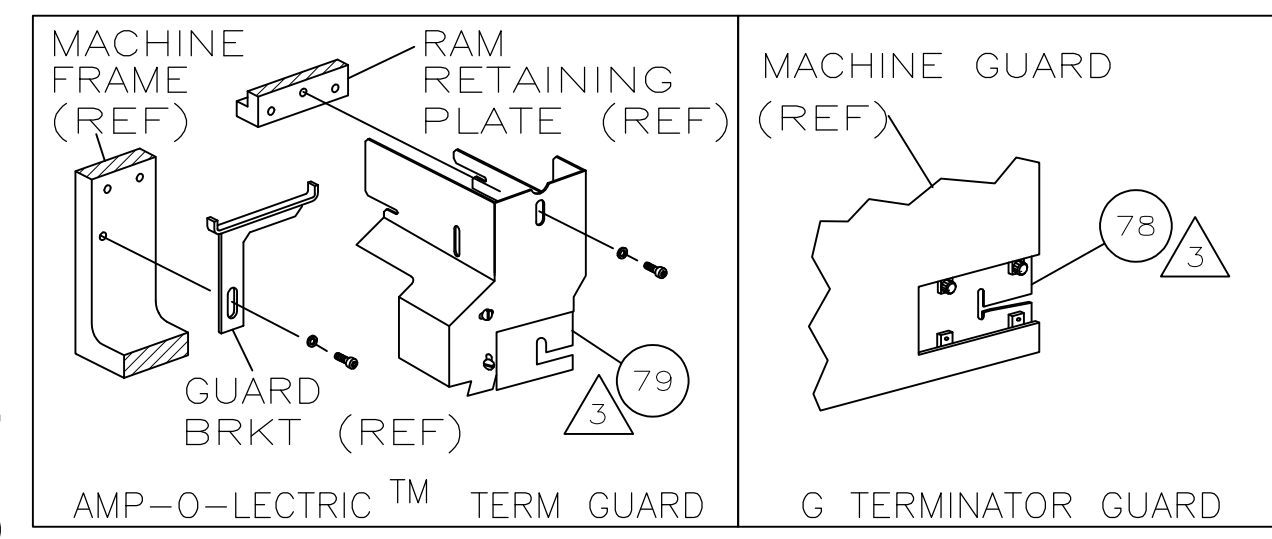


THIS DRAWING IS UNPUBLISHED. RELEASED FOR PUBLICATION. BY TYCO ELECTRONICS CORPORATION. ALL RIGHTS RESERVED.

PART NUMBER	REV	FIRST USED
567290-1	F	122500-1
567290-2	F	565435-5
567290-3	F	354500-1

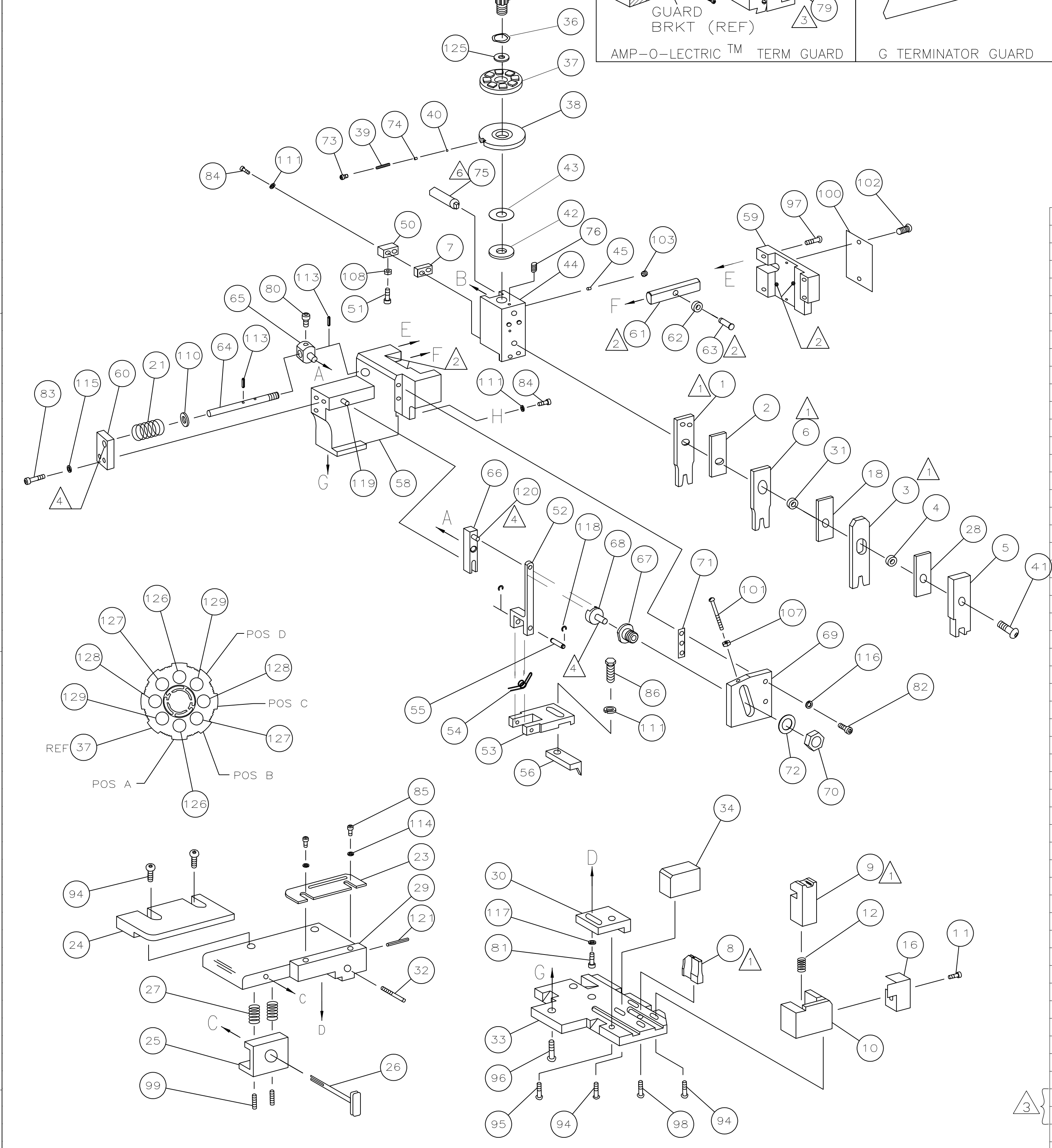


TERMINAL NAME: LA CONNECTOR

PIN	SOCKET	AMP TERMINAL		AMP CRIMP SPECS	
		PAD LTR	CRIMP HEIGHT	WIRE SIZE	
170279	170280				
	172786-1				
		A	.070 ±.002 [1.78 ±0.05mm]	14	
		B	.059 ±.002 [1.50 ±0.05mm]	16	
		C	.053 ±.002 [1.35 ±0.05mm]	18	
		D	.048 ±.002 [1.22 ±0.05mm]	20	
		CRIMP	SIZE	TYPE	RANGE
		WIRE	.090 [2.29mm]	F	20-14
		INSUL	.130 [3.30mm]	F	.085-.135
WIRE STRIP LENGTH	TERM APPL SPEC	FEED	APPL INSTRUCTION	SET UP GAGE	LAYOUT
.177-.275	114-5039	.472	408-8040	458637-1	L1309

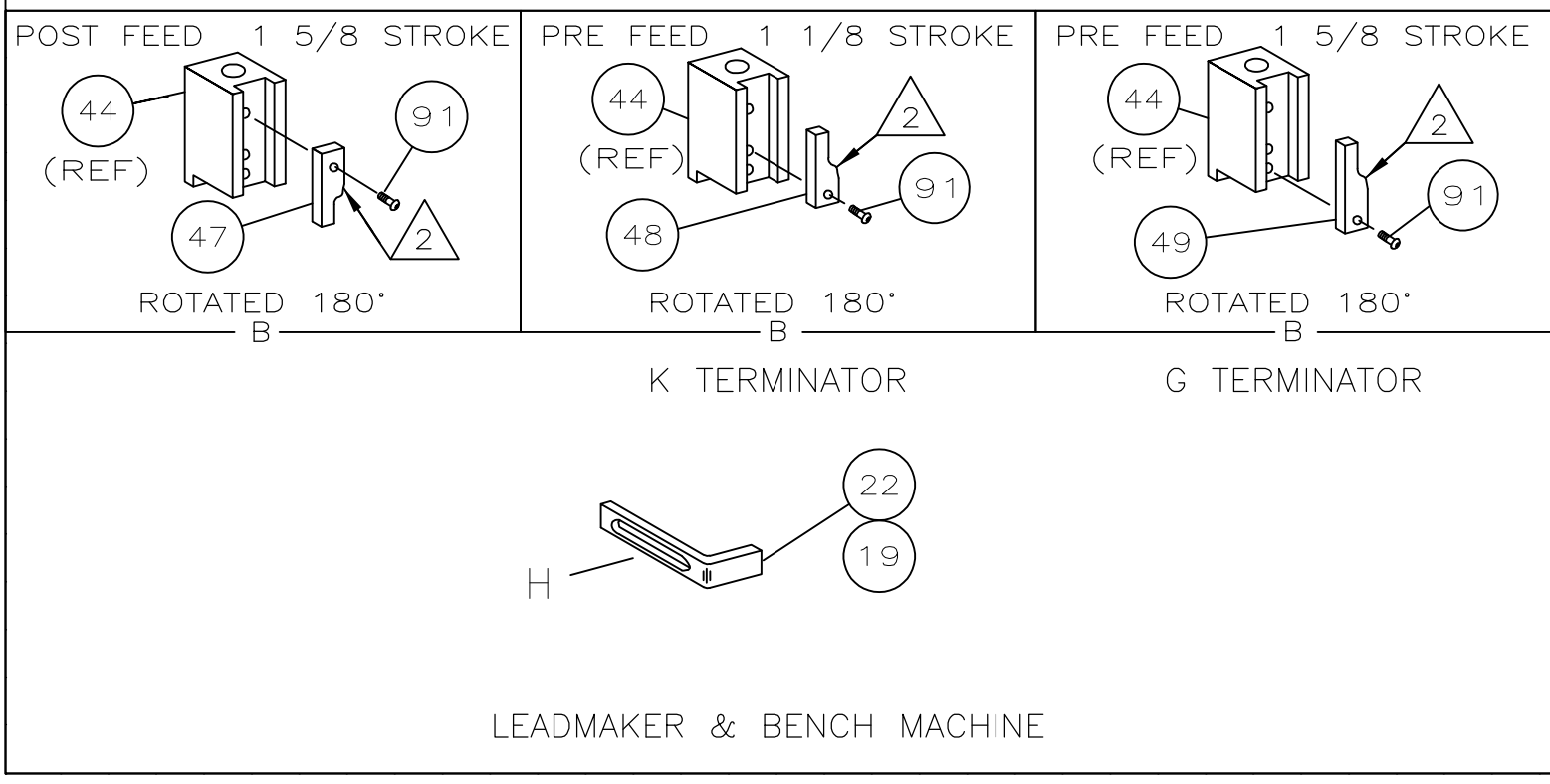
LOC		DIST		REVISIONS			
A	66	F	LTR	DESCRIPTION	DATE	DRN	APVD
		F		ECR-07-015269	6-2007	MY	GB

REF	REF	REF	REF	REF	REF	REF	REF	REF	REF
-1	LEADMAKER	MECH	POST FEED						
-2	BENCH MODEL K	MECH	PRE FEED						
-3	BENCH MODEL G	MECH	PRE FEED						



2	2	2	-	1-354779-8	PIN, WIRE DISC (.3080)D	129
2	2	2	-	354779-8	PIN, WIRE DISC (.3030)C	128
2	2	2	-	9-354778-5	PIN, WIRE DISC (.2970)B	127
2	2	2	-	7-354778-3	PIN, WIRE DISC (.2860)A	126
1	1	1	-	986950-1	WASHER, FLAT PRECISION	125
1	1	1	-	217238-1	GENERAL INSTRUCTION PACKAGE	124
1	1	1	-	4088040	SF APPL INST 408-8040	123
1	1	1	-	4-21028-0	PIN,SLT SPR(Ø.093x.75)ST GDE PL	121
REF	REF	REF	-	1-21030-1	PIN,DOWEL(Ø.187x.50)LEVER	120
REF	REF	REF	-	1-21030-6	PIN,DOWEL(Ø.187x1.25)HOUSING	119
REF	REF	REF	-	21045-3	RING,RET "C"(Ø.187)FD FING PIN	118
1	1	1	-	21024-5	WASHER, LOCK(#10)ADJ BLOCK	117
REF	REF	REF	-	21024-5	WASHER,LOCK(#10)ADJ PLATE	116
REF	REF	REF	-	21024-5	WASHER,LOCK(#10)FEED GDE ROD	115
2	2	2	-	21024-2	WASHER,LOCK(#4)FRONT STP GUIDE	114
REF	REF	REF	-	5-21028-1	PIN,SLT SPR(Ø.125x.50)ADJ ROD	113
4	4	4	-	21024-4	WASHER,LOCK(#8)STRIPPER	111
REF	REF	REF	-	21899-4	WASHER,FLAT(Ø5/16)SCREW ADJ	110
1	1	1	-	21018-5	NUT,HEX(NO.6)HOLDDOWN	108
REF	REF	REF	-	21068-5	NUT,HEX(6-32)FEED ADJ	107
						106
						105
						104
1	1	1	-	21009-2	SCR,SKT SET(1/4-20x.25 LW)RAM	103
2	2	2	-	21017-2	SCR,DRIVE(#2x.19)ID PLATE	102
REF	REF	REF	-	6-23715-5	SCR,PAN HD(6-32x1.50)FEED ADJ	101
1	1	1	-	461264-1	PLATE, IDENTIFICATION	100
2	2	2	-	5-21006-6	SCR,SET(10-32x.75)DRAG	99
1	1	1	-	22733-8	SCR,BHC(8-32x.38 LW)ANVIL	98
REF	REF	REF	-	2-21002-9	SCR,BHC(10-32x.75)CAP	97
REF	REF	REF	-	2-22733-8	SCR,BHC(1/4-20x.62)HOUSING	96
REF	REF	REF	-	2-21002-7	SCR,BHC(10-32x.50)SG ADJ BLOCK	95
6	6	6	-	2-21002-2	SCR,BHC(8-32x.50)TERM H DWN	94
						93
						92
1	1	1	-	1-21002-7	SCR,BHC(6-32x.38)CAM	91
						90
						89
						88
						87
1	1	1	-	2-22603-0	SCR,HEX HD(8-32x.31)FEED FINGER	86
2	2	2	-	1-21000-3	SCR,SHC(4-40x.25)FR ST GUIDE	85
3	3	3	-	2-21000-7	SCR,SHC(8-32x.50)STRIPPER	84
REF	REF	REF	-	3-21000-7	SCR,SHC(10-32x.75)FEED ROD GD	83
REF	REF	REF	-	3-21000-6	SCR,SHC(10-32x.62)FD ADJ BLK	82
1	1	1	-	7-21000-6	SCR,SHC(10-32x.31)SG ADJ BL	81
REF	REF	REF	-	3-21000-4	SCR,SHC(10-32x.38)PIVOT BLK	80
-	REF	-	-	455749-1	GUARD, WINDOW	79
REF	-	-	-	679532-1	INSERT, GUARD	78
						77
1	1	1	-	22859-7	PLUNGER, SPRING	76
1	1	1	-	453412-7	SHAFT, STABILIZER	75
1	1	1	-	690603-1	SPRING, ASSIST	74
1	1	1	-	23030-1	SCR,SHC(6-32x.25 SL)INS DISC	73
REF	REF	REF	-	458109-1	WASHER, SPECIAL	72
REF	REF	REF	-	690517-1	SPACER	71
-3	-2	-1	U/M	PART NO	DESCRIPTION	ITEM NO
QTY REQD PER ASSY						
PARTS LIST						

REF	REF	REF	REF	REF	REF	REF	REF	REF	REF
				22594-8	NUT,HEX(1/2-20)				70
				240628-1	PLATE, ADJUSTMENT				69
				240626-1	SHAFT, PIVOT				68
				240633-1	BUSHING				67
				455680-1	LEVER, INTERMEDIATE				66
				240629-1	BLOCK, PIVOT				65
				240632-2	SCREW, ADJ FEED ROD				64
				240659-3	PIN, CAM ROLLER				63
				240658-1	ROLLER, CAM				62
				454398-2	ROD, FEED				61
				454178-1	GUIDE, FEED ROD				60
				454220-1	CAP, RAM				59
				454485-1	HOUSING				58
									57
1	1	1	-	458537-2	PAWL, FEED				56
REF	REF	REF	-	240624-1	PIN, FEED FINGER				55
REF	REF	REF	-	691499-1	SPRING, FEED FINGER				54
REF	REF	REF	-	690541-1	HOLDER, FEED FINGER				53
REF	REF	REF	-	455679-1	LEVER, TERMINAL FEED ARM				52
1	1	1	-	811242-2	BUMPER, HOLDDOWN				51
1	1	1	-	690753-1	SPACER, TONKER				50
1	-	-	-	690602-6	CAM, PRE-FEED 1 5/8 ST				49
-	1	-	-	690602-5	CAM, PRE-FEED 1 1/8 ST				48
-	-	1	-	690501-4	CAM, POST-FEED 1 5/8 ST				47
1	1	1	-	459456-1	APPLICATOR, BASIC (SUBASSY)				46
1	1	1	-	690191-1	PLUG, NYLON				45
1	1	1	-	817855-1	RAM				44
1	1	1	-	690125-1	WASHER, LAMINATED				43
1	1	1	-	690124-1	WASHER, RAM				42
1	1	1	-	7-21002-9	BOLT, CRIMPER(5/16x1.00)				41
1	1	1	-	23241-6	BALL, STEEL				40
1	1	1	-	690170-1	SPRING, COMPRESSION				39
1	1	1	-	690142-1	DISC, INSULATION				38
1	1	1	-	354777-1	WIRE DISC, PLASTIC				37
1	1	1	-	22480-5	WASHER, SPRING				36
1	1	1	-	690212-1	POST, RAM				35
1	1	1	-	690786-1	SUPPORT, TERMINAL				34
REF	REF	REF	-	455675-1	PLATE, BASE				33
1	1	1	-	690432-3	SCREW, ADJUSTMENT				32
1	1	1	-	238011-6	SPACER, TUBULAR STABILIZER				31
REF	REF	REF	-	455689-1	BLOCK, STRIP GUIDE ADJ				30
1	1	1	-	455671-1	PLATE, STRIP GUIDE				29
1	1	1	-	455888-3	SPACER, FRONT SHEAR DEP				28
2	2	2	-	1-22284-0	SPRING, DRAG				27
1	1	1	-	690546-1	LEVER, DRAG RELEASE				26
1	1	1	-	240792-1	DRAG, TERMINAL				25
1	1	1	-	8-690504-6	GUIDE, STRIP (REAR)				24
1	1	1	-	690438-1	GUIDE, STRIP (FRONT)				23
-	-	1	-	690472-2	STRIPPER				22
REF	REF	REF	-	4-22284-9	SPRING, FEED RETURN				21
									20
1	1	-	-	691353-1	STRIPPER				19
1	1	1	-	455888-2	SPACER, INSULATION				18
									17
1	1	1	-	318563-1	GUARD, CHIP, FRONT				16
									15
									14
									13
1	1	1	-	3-22280-3	SPRING, SHEAR				12
1	1	1	-	690461-1	STOP, SHEAR				11
1	1	1	-	690459-1	HOLDER, SHEAR (FRONT)				10
1	1	1	-	462006-1	SHEAR, FLOAT (FRONT)				9
1	1	1	-	6-803653-9	ANVIL				8
1	1	1	-	2-240641-4	SPACER, DEPRESSOR (REAR)				7
1	1	1	-	844010-1	CRIMPER, STABILIZER				6
1	1	1	-	2-455889-0	DEPRESSOR, SHEAR (FRONT)				5
1	1	1	-	238011-7	SPACER, BLOCK CRIMPER				4
1	1	1	-	456134-5	CRIMPER, INSULATION				3
1	1	1	-	455888-8	SPACER, CRIMPER				2
1	1	1	-	817854-7	CRIMPER, WIRE				1
-3	-2	-1	U/M	PART NO	DESCRIPTION	ITEM NO			
QTY REQD PER ASSY							PARTS LIST		



- 1 RECOMMENDED SPARE PARTS.
- 2 GREASE LIGHTLY.
- 3 GUARD MUST BE IN PLACE WHEN OPERATING APPLICATOR IN A BENCH MACHINE.
- 4 LUBRICATE DAILY USING NO. 20 MACHINE OIL.
- 5. ITEMS WITH QTY OF REF SPECIFIED (EXCEPT ITEMS 78 AND 79) ARE USED ON ITEM 46.
- 6 STABILIZER CRIMPER SHAFT MUST BE TURNED SO THAT LETTER SHOWING (RIGHT SIDE OF RAM) MATCHES WIRE DISC PAD BEING USED (A,B,C OR D) AS SHOWN:

THIS DRAWING IS A CONTROLLED DOCUMENT.

DIMENSIONS:	TOLERANCES UNLESS OTHERWISE SPECIFIED:	APD	NAME
INCHES	0.010 ±.002	T.ELBIN	26SEP01
PLC	±.005		
PLC	±.002		
PLC	±.001		
PLC	±.0005		
ANGLES	±.001		
MATERIAL	FINISH	WEIGHT	SIZE
			A1

TYCO ELECTRONICS CORPORATION  
HARRISBURG, PA 17105-3608

PRODUCT SPEC: SIDE FEED HDM APPLICATOR

APPLICATION SPEC: -

DATE: 6-2007

DRAWING NO: 00779

SCALE: -

SHEET: 1 OF 1

REV: F