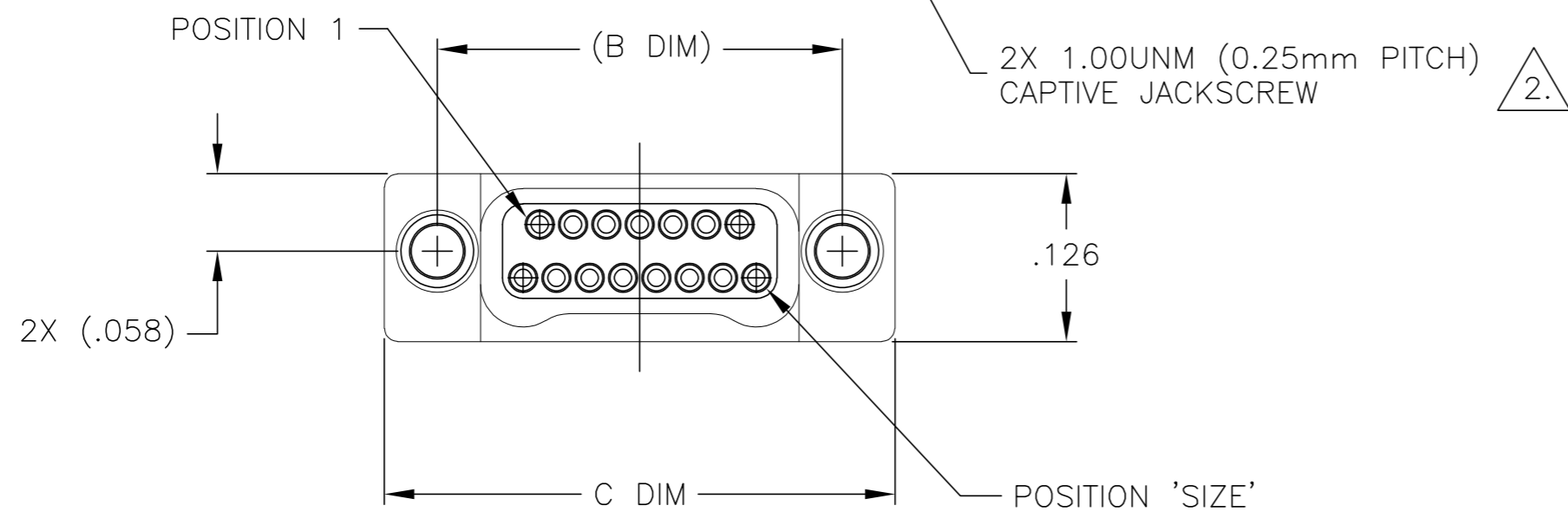
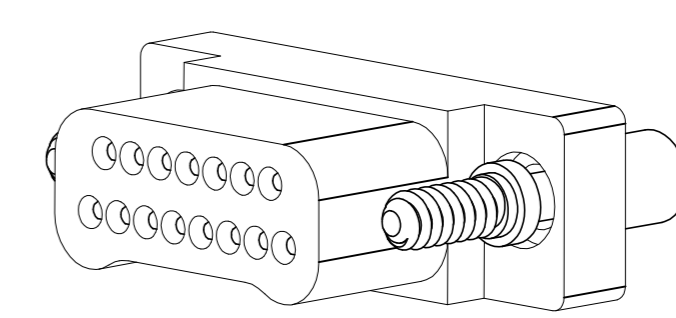
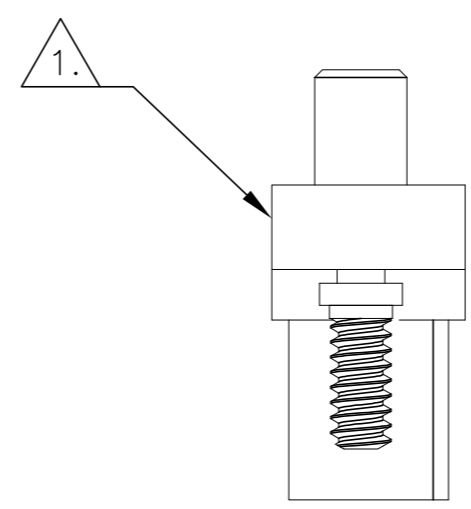
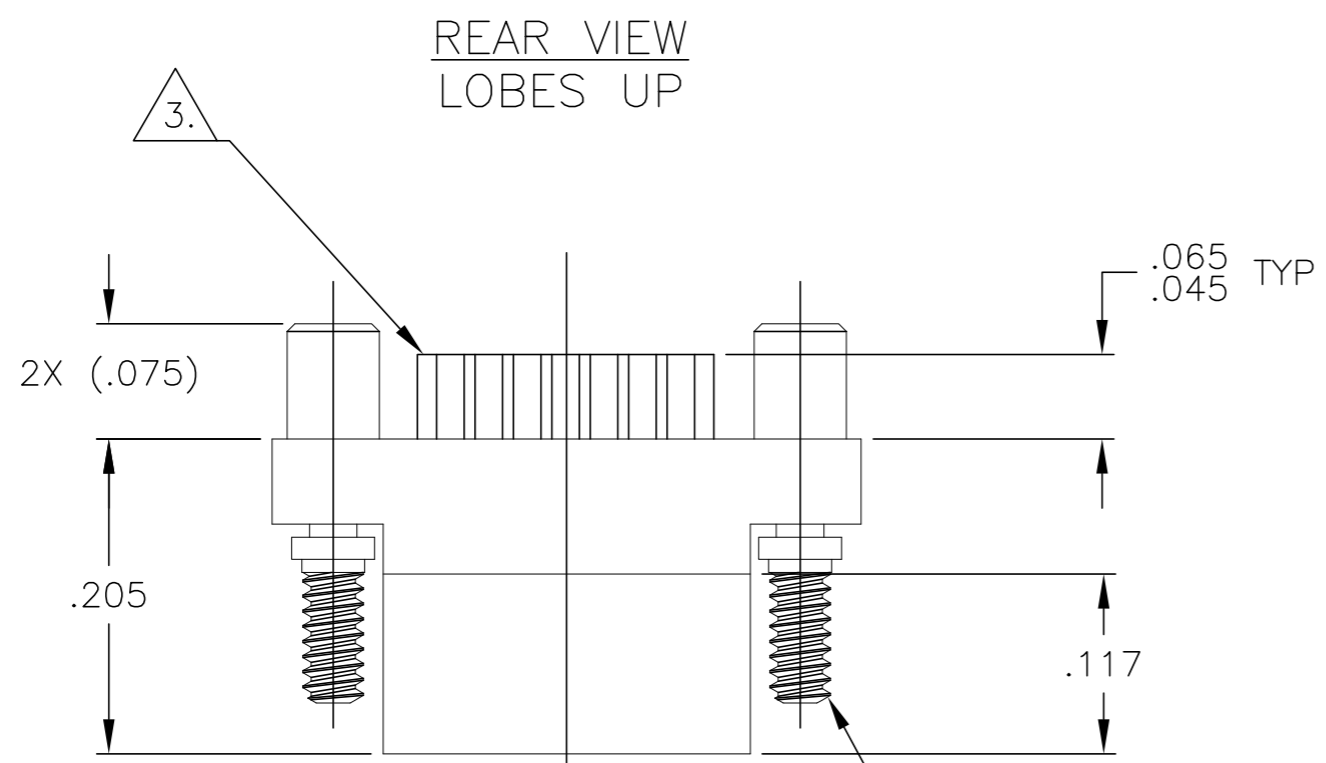
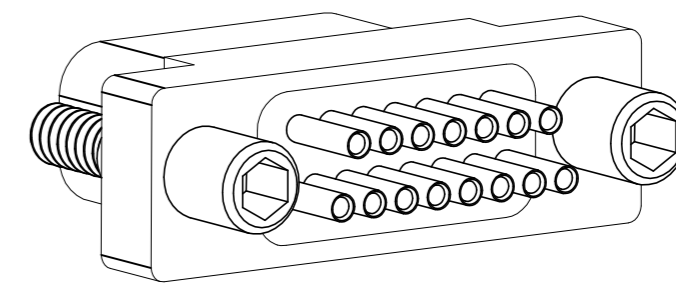
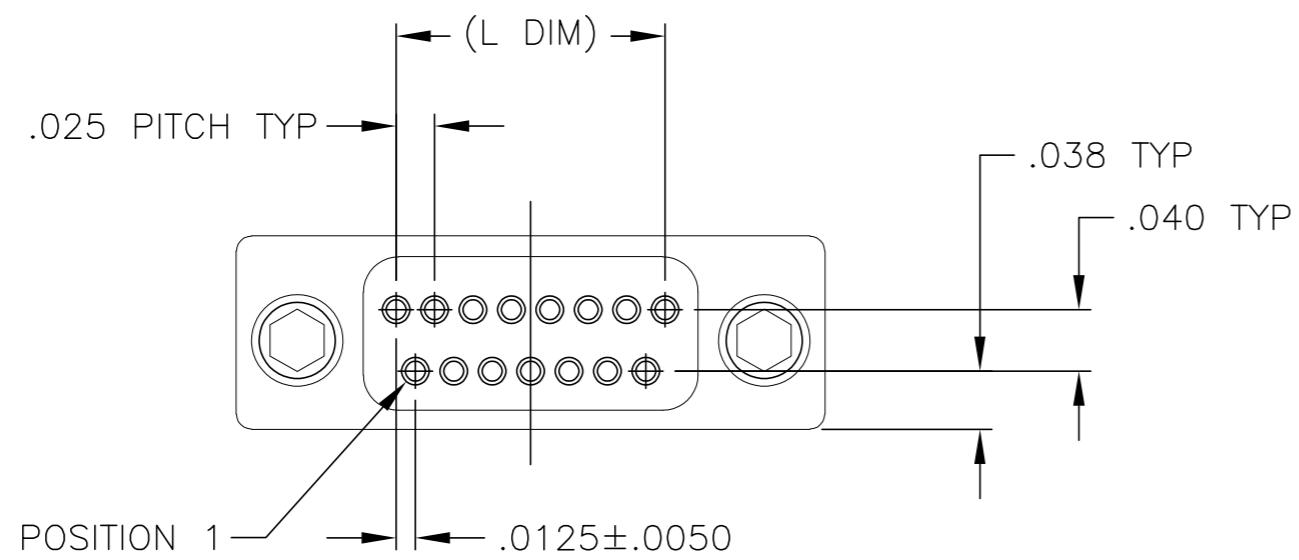


THIS DRAWING IS UNPUBLISHED. RELEASED FOR PUBLICATION
 © COPYRIGHT - By - ALL RIGHTS RESERVED.

LOC	DIST	REVISIONS					
DF	DO	P	LTR	DESCRIPTION	DATE	DWN	APVD
		F1		REVISED PER ECO-11-005139	21MAR11	RK	HMR



SIZE	(B DIM)	C DIM ±.0050	(L DIM)
09	(.229)	.3085	(.100)
15	(.304)	.3835	(.175)
25	(.429)	.5085	(.300)
37	(.579)	.6585	(.450)
51	(.754)	.8335	(.625)
65	(.929)	1.0085	(.800)

- 1. SHELL OPTIONS (TO BE SPECIFIED IN NANONICS PART NUMBER):
 METAL: 6061-T6 ALUMINUM, ELECTROLESS NICKEL PLATED PER MIL-C-26074 (STANDARD) OR GOLD PLATED PER MIL-G-45204
 303 STAINLESS STEEL, PASSIVATED PER SAE-AMS-QQ-P-35
 INSULATOR MATERIAL FOR ALL METAL SHELLS IS LIQUID CRYSTAL POLYMER (LCP) PER MIL-M-24519 OR PER ASTM D5138
 PLASTIC: LIQUID CRYSTAL POLYMER (LCP) PER MIL-M-24519 OR PER ASTM D5138
- 2. STANDARD 1.00UNM CAPTIVE JACKSCREWS ARE SHOWN FOR REFERENCE ONLY AND MUST BE SPECIFIED IN THE NANONICS PART NUMBER WHEN REQUIRED. JACKSCREW MATERIAL IS 303 STAINLESS STEEL, PASSIVATED PER SAE-AMS-QQ-P-35, AND DRY LUBED PER DOD-L-85645. RETAINING RING IS 17-4 STAINLESS STEEL, PASSIVATED PER SAE-AMS-QQ-P-35. JACKSCREWS HAVE A .9mm HEX SOCKET HEAD. 1.20UNM JACKSCREWS ALSO AVAILABLE.
- 3. THIS CONFIGURATION TO HAVE SOLDER CUPS WHICH ARE TO BE TERMINATED BY THE CUSTOMER WITH 30 AWG STRANDED OR SMALLER WIRE. SOLDER CUPS ARE GOLD PLATED PER MIL-G-45204.
- 4. NANONICS TERMINATION CODE: 11500
- 5. THIS DRAWING PREVIOUSLY IDENTIFIED AS NANONICS 303-0019-XX

THIS DRAWING IS A CONTROLLED DOCUMENT.		DWN D. RYAN 02-12-99		
DIMENSIONS: INCHES		CHK M. STORRY 02-16-99		
TOLERANCES UNLESS OTHERWISE SPECIFIED:		APVD S. KAIN 07-10-00	NAME PLUG ASSEMBLY, TWO ROW DUALLOBE, SOLDER CUP TERMINATION, PLASTIC OR METAL	
		PRODUCT SPEC -	SIZE A2	
MATERIAL SEE NOTES		APPLICATION SPEC -	CAGE CODE 00779	DRAWING NO C-1589053
FINISH SEE NOTES		WEIGHT -	RESTRICTED TO -	SCALE 8:1
		CUSTOMER DRAWING	SHEET 1 of 1	REV F1