




TE Internal #: 2199248-4
 PCB Spring Contact, C-Clip, Scalable, Side Protected,
 Uncompressed Height 1 mm [.039 in], Length 3.9 mm [.154 in],
 Width 2 mm [.079 in]

[View on TE.com >](#)

Connectors > PCB Connectors > Board-to-Board Connectors > PCB Spring Contacts



Spring Finger Type: **C-Clip**

Scalable: **Yes**

Side Protected: **Yes**

Uncompressed Height: **1 mm [.039 in]**

Product Length: **3.9 mm [.154 in]**

Features

Product Type Features

Spring Finger Type	C-Clip
Scalable	Yes
Connector System	Board-to-Board
Connector & Contact Terminates To	Printed Circuit Board

Configuration Features

Side Protected	Yes
Number of Positions	1

Contact Features

Contact Underplating Material	Nickel
PCB Contact Termination Area Plating Material	Gold
Contact Base Material	Stainless Steel
Contact Working Range (Low)	.4 mm [.016 in]
Contact Working Range (High)	.8 mm [.031 in]
Point of Contact Area Plating Material	Gold



Contact Current Rating (Max)	2 A
------------------------------	-----

Dimensions

Uncompressed Height	1 mm [.039 in]
Product Length	3.9 mm [.154 in]
Product Width	2 mm [.079 in]

Usage Conditions

Operating Temperature Range	-40 – 85 °C [-40 – 185 °F]
-----------------------------	----------------------------

Operation/Application

Circuit Application	Signal
---------------------	--------

Packaging Features

Packaging Quantity	11000
Packaging Method	Tape & Reel

Product Compliance


















[For compliance documentation, visit the product page on TE.com>](#)

EU RoHS Directive 2011/65/EU	Compliant
EU ELV Directive 2000/53/EC	Compliant
China RoHS 2 Directive MIIT Order No 32, 2016	No Restricted Materials Above Threshold
EU REACH Regulation (EC) No. 1907/2006	Current ECHA Candidate List: JUNE 2023 (235) Candidate List Declared Against: JAN 2023 (233) Does not contain REACH SVHC
Halogen Content	Low Halogen - Br, Cl, F, I < 900 ppm per homogenous material. Also BFR/CFR/PVC Free
Solder Process Capability	Not reviewed for solder process capability

Product Compliance Disclaimer

This information is provided based on reasonable inquiry of our suppliers and represents our current actual knowledge based on the information they provided. This information is subject to change. The part numbers that TE has identified as EU RoHS compliant have a maximum concentration of 0.1% by weight in homogenous materials for lead, hexavalent chromium, mercury, PBB, PBDE, DBP, BBP, DEHP, DIBP, and 0.01% for cadmium, or qualify for an exemption to these limits as defined in the Annexes of Directive 2011/65/EU (RoHS2). Finished electrical and electronic equipment products will be CE marked as required by Directive 2011/65/EU. Components may not be CE marked. Additionally, the part numbers that TE has identified as EU ELV compliant have a maximum concentration of 0.1% by weight in homogenous materials for lead, hexavalent chromium, and mercury, and 0.01% for cadmium, or qualify for an exemption to these limits as defined in the Annexes of Directive 2000/53/EC (ELV). Regarding the REACH Regulation, the information TE provides on SVHC in articles for this part number is based on the latest European Chemicals Agency (ECHA) 'Guidance on requirements for substances in articles' posted at this URL: <https://echa.europa.eu/guidance-documents/guidance-on-reach>

Compatible Parts

 <p>TE Part # 1513431-2 PCB ANTENNA SINGLE BAND BULK PKG</p>	 <p>TE Part # 2118310-1 4G World Band, MetaSpan, Tab Mt. PCB</p>	 <p>TE Part # 1513430-1 PCB ANTENNA SINGLE BAND TAPE AND REELED</p>	 <p>TE Part # 1513156-1 PCB ANTENNA TAPE & REELED PACKED</p>
 <p>TE Part # 1513168-1 PCB Antenna Single Band</p>	 <p>TE Part # 1513430-2 PCB ANTENNA SINGLE BAND BULK PKGD</p>	 <p>TE Part # 2118614-1 ANTENNA, LTE, METASPAN, PCB, TAB MOUNT</p>	 <p>TE Part # 2118908-1 PCB WLAN TRIPLE BAND BULK PACKAGED</p>
 <p>TE Part # 2118908-2 PCB,WLAN TRIPLE BAND TAPE AND REELED</p>	 <p>TE Part # 2195728-1 LTE + GNSS ANTENNA</p>	 <p>TE Part # 2118903-1 LTE/Cell Band Antenna</p>	 <p>TE Part # 1513431-1 PCB ANTENNA SINGLE BAND TAPE AND REELED</p>
 <p>TE Part # 1513156-2 PCB SINGLE BAND ANTENNA BULK PACKED</p>	 <p>TE Part # 1513169-1 PCB ANTENNA SINGLE BAND</p>	 <p>TE Part # 1513273-1 PCB Antenna DUAL BAND US EU</p>	 <p>TE Part # 1513317-1 PCB ANTENNA PENTA BAND</p>
 <p>TE Part # 1513353-1 PCB ANTENNA SINGLE BAND</p>	 <p>TE Part # 2118016-1 PCB ANTENNAS, WLAN DUAL BAND</p>	 <p>TE Part # 1513247-1 PCB US DUAL BAND ANTENNA</p>	 <p>TE Part # 2108783-1 PCB ANTENNA, SMD, 617-3800MHz</p>

Customers Also Bought



TE Part #2040852-1
SHIELD FINGER 0820 N-B WITH SE



TE Part #1447360-8
SHIELD FINGER 1312 A TYPE



TE Part #1565322-1
SHIELD FINGER 1608



TE Part #1674954-1
SHIELD FINGER 2026 WITH TAPE



TE Part #1746136-1
SHIELD FINGER 1520 AU PL VERSION



TE Part #1551631-5
1Shield Finger, Loose Piece



TE Part #2108693-4
1.1H SPRING FINGER WITH EMBOSS



TE Part #3-2199250-2
TYPE C 2.9H SPRING FINGER



TE Part #2-2176338-3
CRGCO 0402 4K7 5%



TE Part #1565749-3
025 4POS CAP ASSY

Documents

Product Drawings

Shield Finger, Loose Piece, Type A, 1.0h

English

CAD Files

3D PDF

3D

Customer View Model

[ENG_CVM_CVM_2199248-4_A3.2d_dxf.zip](#)

English

Customer View Model

[ENG_CVM_CVM_2199248-4_A3.3d_igs.zip](#)

English

Customer View Model

[ENG_CVM_CVM_2199248-4_A3.3d_stp.zip](#)

English

By downloading the CAD file I accept and agree to the [Terms and Conditions](#) of use.

Product Specifications



Product Specification

English

Product Environmental Compliance

TE Material Declaration

English