

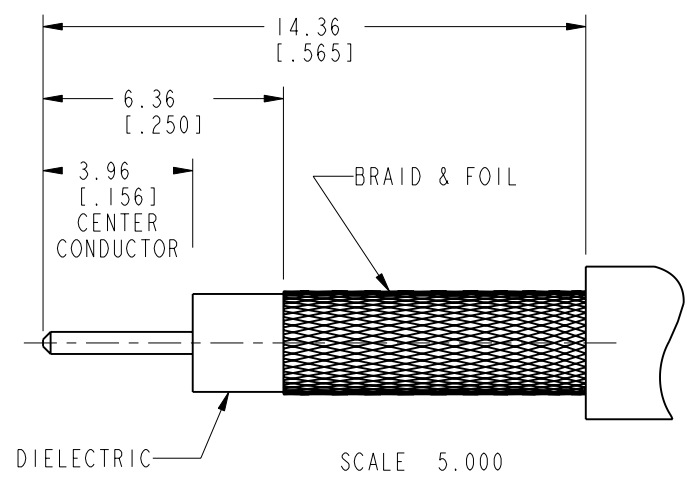
NOTES:

1. MATERIALS AND FINISHES:  
 BODY AND BAYONET SLEEVE - BRASS, NICKEL PLATING  
 OUTER CONTACT - BeCu, NICKEL PLATING  
 CONTACT - PHOSPHOR BRONZE, GOLD PLATING  
 FERRULE - COPPER, NICKEL PLATING  
 INSULATOR - PTFE
2. ELECTRICAL:  
 A. IMPEDANCE: 75 OHM  
 B. FREQUENCY RANGE: DC - 4 GHz  
 C. RETURN LOSS: 30 dB MIN @ 3 GHz  
 D. DIELECTRIC WITHSTANDING VOLTAGE: 1000 VRMS, MIN.  
 E. INSULATION RESISTANCE: 10,000 MΩ MIN
3. MECHANICAL:  
 A. DURABILITY: 500 CYCLES MIN.  
 B. TEMPERATURE RANGE: -65° C TO +165° C
4. ENVIRONMENTAL:  
 A. THERMAL SHOCK PER MIL-STD-202 METHOD 107  
 TEST CONDITION B (EXCEPT HIGH TEMP @200°C)  
 B. VIBRATION: MIL-STD-202 METHOD 204 TEST CONDITION B  
 C. SHOCK: MIL-STD-202 METHOD 213 TEST CONDITION B  
 D. CORROSION: MIL-STD-202 METHOD 101  
 TEST CONDITION B 5% SALT SOLUTION
5. PACKAGING:  
 A. QUANTITY: SINGLE PACK  
 B. MARKING: BAG TO BE MARKED:  
 "AMPHENOL RF, 34-1026 DATE CODE  
 U.S. PATENT NO. 7,553,177"
6. HIGH DENSITY INSTALLATION/REMOVAL TOOL: 227-T2000
7. CABLE ASSEMBLY INSTRUCTIONS:  
 A. TRIM CABLE AS SHOWN.  
 B. CRIMP CONTACT TO CABLE CENTER CONDUCTOR  
 WITH .042" SQUARE DIE  
 C. CRIMP FERRULE WITH .178" HEX.

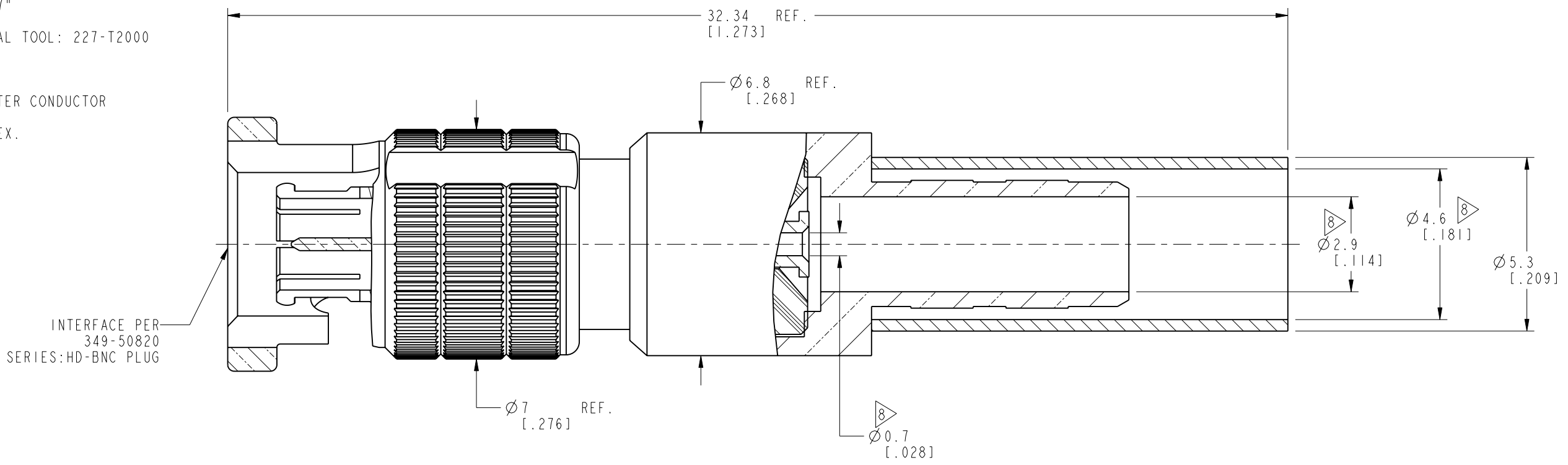
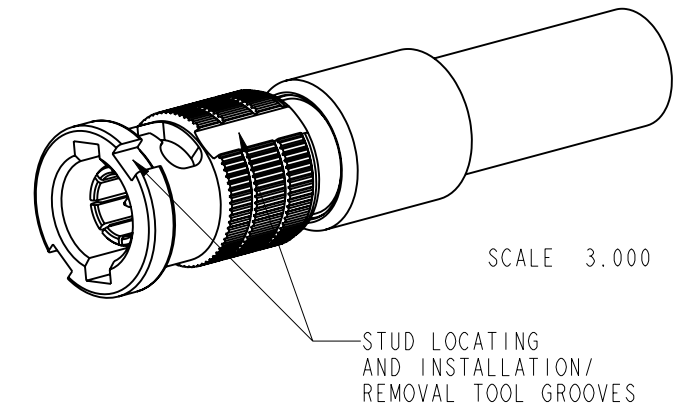
8. SHOWS CABLE ENTRY DIMENSIONS.

THIRD ANGLE PROJ.

REVISIONS				
REV	DESCRIPTION	DATE	ECO	APPR
A	RELEASED TO MFG.	10-Mar-10	48161	AAP
B	DESIGN UPDATED PER .178" HEX CRIMP DIE	09-Aug-10	48221	AAP
C	NOTE 5-B WAS CHANGED\RD-DM110211011	23-Feb-11	48437	SH
D	COUPLING MECHANISM UPDATED	20-Aug-12	49196	SH
E	NOTE 4 IN SHEET 1 WAS CHANGED	07-Aug-18	08804	SH



**RECOMMENDED CABLE STRIPPING DIMENSIONS**



INTERFACE PER  
349-50820  
SERIES:HD-BNC PLUG

**PROTECTED UNDER U.S. PATENT # 7,553,177**

**CUSTOMER OUTLINE DRAWING**  
ALL OTHER SHEETS ARE FOR INTERNAL USE ONLY

UNLESS OTHERWISE SPECIFIED, DIMENSIONS ARE IN METRIC AND TOLERANCES ARE: <0.5mm ±0.05mm    0.5 - 6mm ±0.1mm    6 - 30mm ±0.2mm    30 - 120mm ±0.3mm    ANGLES ±1°	MATERIAL	DRAWN	DATE	TITLE HD-BNC STR PLUG FOR BELDEN 1855A CABLE	Amphenol RF Danbury CT USA, Tainan, Taiwan, Shenzhen, China www.amphenolrf.com	
	SEE NOTES	W. ZENG	9-Aug-18			
NOTICE - These drawings, specifications, or other data (1) are, and remain the property of Amphenol corp. (2) must be returned upon request; and (3) are confidential and not to be disclosed to any person other than those to whom they are given by Amphenol Corp. the furnishing of these drawings, specifications, or other data by Amphenol Corp., or to any other person to anyone for any purpose is not to be regarded by implication or otherwise in any manner licensing, granting rights to permitting such holder or any other person to manufacture, use or sell any product, process or design, patented or otherwise, that may in any way be related to or disclosed by said drawings, specifications, or other data.	REFERENCE	ENGINEER	DATE	SCALE: 7.0:1.0    SHEET 2 OF 2	DRAWING NO. 34-1026 ITEM NO. 34-1026	
	EAR # 3984	A. ARUN PRABU	10-Mar-10			
	CONFIGURATION LEVEL:	APPROVED	DATE		DWG SIZE	REV
FINISH	S. HSIEH	10-Aug-18		B	E	
						PART NO. 34-1026