
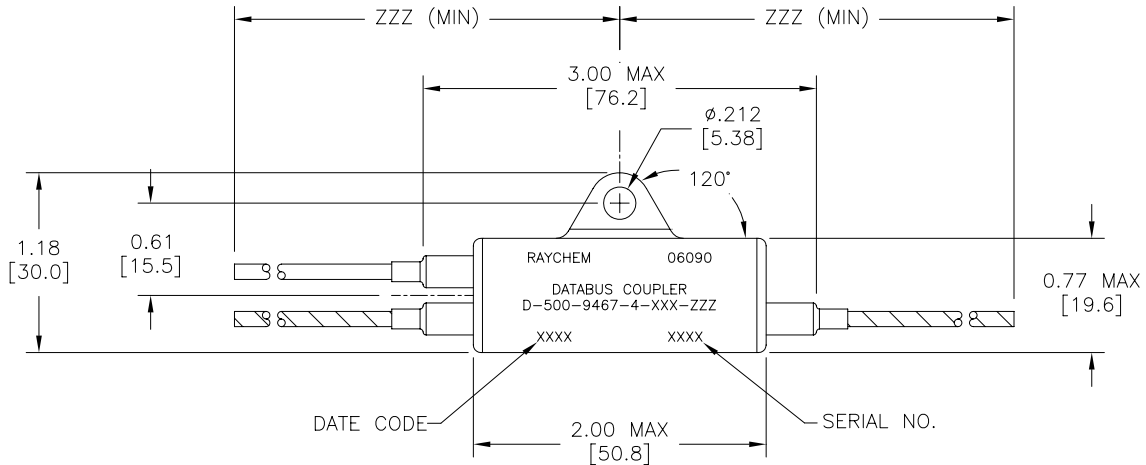


REVISION		
REV	DESCRIPTION	DATE
A	REVISED DWG PER DCR NO. C050834	1/10/06



PART NO. D-500-9467-4-XXX-ZZZ

4 = 4 STUB
 LENGTH OF CABLE (INCHES)
 CABLE

S16 = OPTIMIZED SINGLE SHIELD
 S36 = OPTIMIZED DOUBLE SHIELD
 S86 = EMP HARDENED

COMONENT NUMBER	BUS CABLE	STUB CABLE
D-500-9467-4-S16-ZZZ	7724S1664-9	7724S1664-96
D-500-9467-4-S36-ZZZ	7724S3664-9	7724S3664-96
D-500-9467-4-S86-ZZZ	7724S8664-9	7724S8664-96

© 2006 Tyco Electronics Corporation. All Rights Reserved.

If this document is printed it becomes uncontrolled. Check for the latest revision

UNLESS OTHERWISE SPECIFIED DIMENSIONS ARE INCHES. METRIC DIMENSIONS ARE IN BRACKETS.

DECIMAL TOLERANCES
 .XXX ± 0.005 [0.13 mm]
 .XX ± 0.010 [0.25 mm]
 .X ± 0.020 [0.50 mm]

ANGLE TOLERANCE
 .X ± 0.5 DEG.

WEIGHT WITHOUT CABLES, (MAX)
 LBS. 0.0540 [24.5 gm]

DRAWN T RATZLAFF DATE 02JUL2001

MATERIAL

FINISH

THIRD ANGLE PROJECTION

SPECIFICATION CONTROL DRAWING

tyco Electronics	Tyco Electronics 300 CONSTITUTION DRIVE MENLO PARK, CALIFORNIA 94025 USA	Raychem
TITLE DATABUS MICROCOUPLER FOUR STUB, W/INT TERMINATOR AND MTG LUG, LOW OUTGASSING		
SIZE A	CODE IDENT. NO. 06090	DWG. NO. D-500-9467-4-XXX-ZZZ

CAD FILE C050834A

DO NOT SCALE THIS DRAWING SHEET 1 OF 2

1. MATERIAL AND FINISHES:

1.1 INTERNAL COMPONENTS:

- 1.1.1 TRANSFORMER TO MIL-PRF-21038 AND MIL-STD-1553B
- 1.1.2 INTERNAL AND EXTERNAL COMPONENTS ATTACHED USING SN96 SOLDER
- 1.1.3 ISOLATION RESISTORS TO MIL-PRF-39007/8, 57.6 OHMS
- 1.1.4 TERMINATION RESISTOR TO MIL-PRF-39007/8, 76.8 OHMS
- 1.2 SHIELDED CASE: ALUMINUM PER ASTM-B618.
- 1.2.1 CASE FINISH: 65/35 Sn/Ni ALLOY, .0002/.0003 THK.
- 1.3 CABLE TYPE PER RAYCHEM SPECIFICATION 1200 (SEE TABLE ON SHEET 1).
- 1.4 STRAIN RELIEF TUBING: RAYCHEM RT-220, LOW OUTGASSING.

2. APPLICATION:

- 2.1 THIS COUPLER IS DESIGNED TO BE INSTALLED INTO A DIGITAL MULTIPLEX HARNESS MEETING THE REQUIREMENTS OF MIL-STD-1553B AND NASA'S OUTGASSING SPECIFICATION SP-R-0022A.
- 2.1.1 THIS PRODUCT IS ASSEMBLED USING LOW OUTGASSING MATERIALS.
- 2.1.2 THIS PRODUCT IS NOT INTENDED FOR USE IN HIGH MOISTURE ENVIRONMENTS, NOR INTENDED FOR APPLICATIONS WHERE FLUID IMMERSION IS REQUIRED.
- 2.2 FOR CABLE SPLICING USE SPLICE KIT D-150-9708-5 (NOT SUPPLIED).
- 2.3 CABLE BEND RADIUS PER SAE-AS50881 STATIC BEND: 5 X CABLE O.D. MIN.
DYNAMIC BEND: 10 X CABLE O.D. MIN.

3. TEMPERATURE:

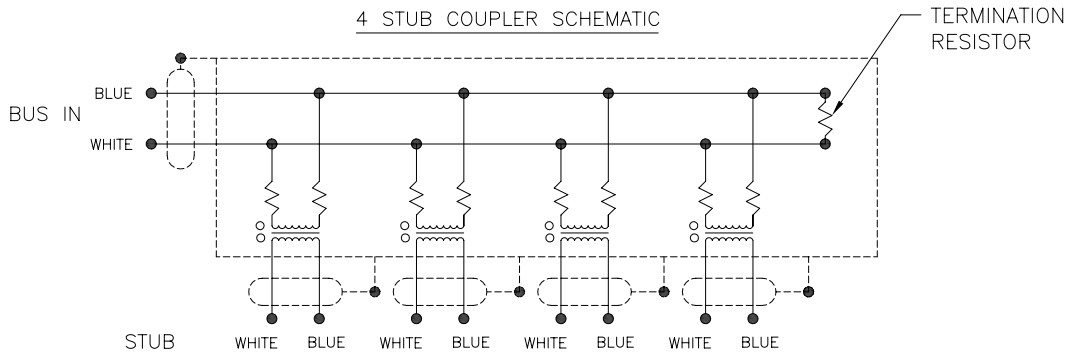
- 3.1 OPERATING TEMPERATURE: -65°C TO +150°C CONTINUOUS.

4. PERFORMANCE SPECIFICATIONS:

- 4.1 TRANSFORMER MEETS THE PERFORMANCE REQUIREMENTS OF MIL-STD-1553B.

5. WEIGHT:

- 5.1 MAXIMUM WEIGHT WITHOUT CABLE: 24.5 GRAMS MAX.



If this document is printed it becomes uncontrolled. Check for the latest revision

© 2006 Tyco Electronics Corporation. All Rights Reserved.

SPECIFICATION CONTROL DRAWING

DRAWN T RATZLAFF	DATE 02JUL2001	SIZE A	CODE IDENT. NO. 06090	DWG. NO. D-500-9467-4-XXX-ZZZ	REV A
CAD FILE C050834B		DO NOT SCALE THIS DRAWING		SHEET 2 OF 2	