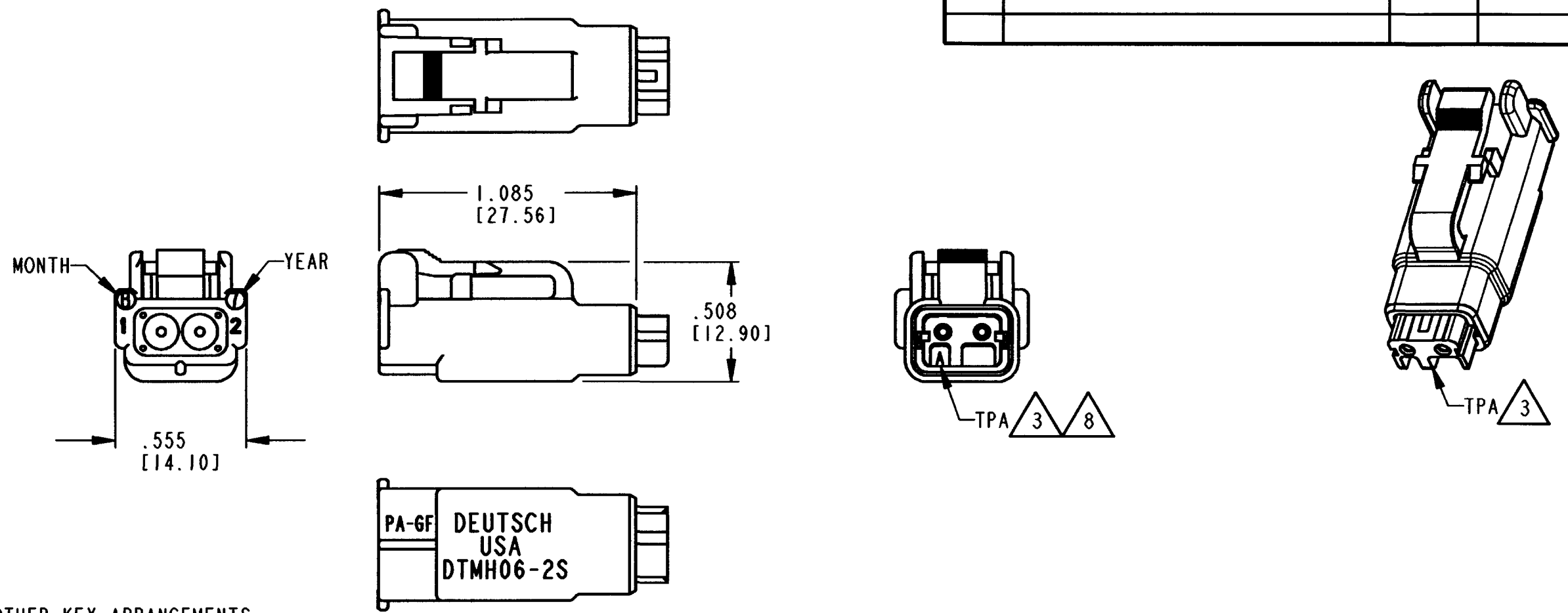


REV NC DTMH06-2S\*

| REVISIONS |                             |         |          |
|-----------|-----------------------------|---------|----------|
| SYM       | DESCRIPTION                 | DATE    | APPROVED |
| NC        | NEW RELEASE PER E.O. P19769 | 3-17-08 | RDL      |
|           |                             |         |          |
|           |                             |         |          |



- 8 SEE SHEET 2 FOR OTHER KEY ARRANGEMENTS.
  - 7. PLUG IS RATED AT 150°C.
  - 6. MATERIAL - HOUSING: PLASTIC; GROMMET: RUBBER
  - 5. THIS PLUG MATES WITH DTMH04-2P\* AND DTM04-2P\* RECEPTACLE. (\* = A,B,C,D KEYS).
  - 4 FOR CONTACT AND WIRE PERFORMANCE AND APPLICATION CHARACTERISTICS SEE ENVELOPE DRAWING 0425-015-0000.
  - 3 TERMINAL POSITION ASSURANCE (TPA) LOCK PRE-MOUNTED: WMH-2S\* (\* = A,B,C,D KEYS)
  - 2. ALL DIMENSIONS ARE ±.025 [0.64].
  - 1. ALL DIMENSIONS ARE IN INCHES [mm].
- NOTES: UNLESS OTHERWISE SPECIFIED

| CONTACT SIZE | MIN. INSUL. O.D. | MAX. INSUL. O.D. | WIDE RANGE [mm <sup>2</sup> ] REF ONLY |
|--------------|------------------|------------------|--|
| 20           | .053 [1.35]      | .120 [3.05]      | 16-20 AWG [1.0-0.2]                    |



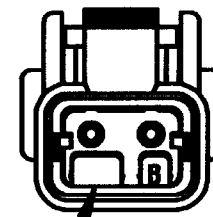
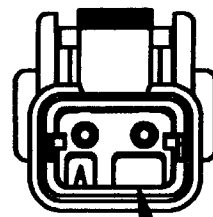
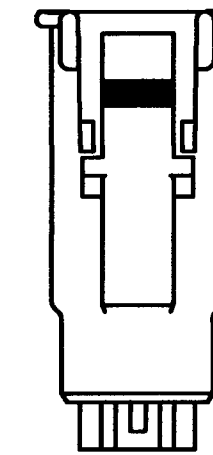
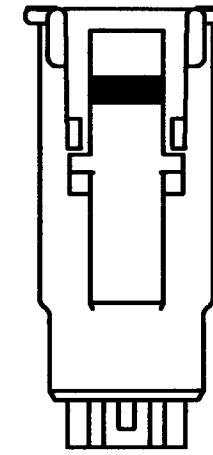
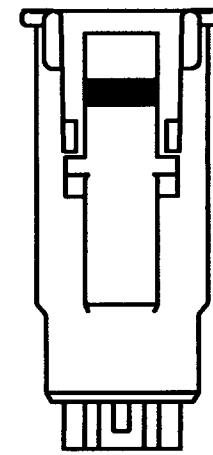
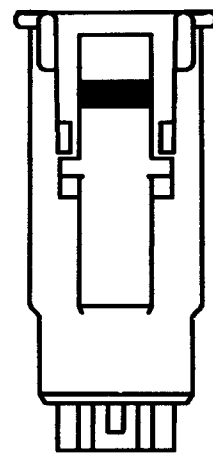
| SIGNATURE & DATE |                       |
|------------------|-----------------------|
| DR               | D. MEYER 11-07-07     |
| CHK              | T. Grandfield 3/12/08 |
| PE               | D. Whitcomb 3/12/08   |
| APPD             | D. Meyer 3/13/08      |
| SCALE            | NONE [WT]             |

PLUG  
2 PIN CONT, SIZE 20  
COLOR: BLACK  
DTMH SERIES

ENVELOPE

|   |                         |
|---|-------------------------|
| EP 180                                  | MATL. CODE              |
| 3850 INDUSTRIAL AVE.<br>HEMET, CA 92545 |                         |
| <b>DEUTSCH INDUSTRIAL</b>               |                         |
| <b>B DTMH06-2S*</b>                     |                         |
| DWG SIZE                                | CODE 11139 SHEET 1 OF 2 |

|           |                   |           |             |         |          |
|-----------|-------------------|-----------|-------------|---------|----------|
| REV<br>NC | <b>DTMH06-2S*</b> | REVISIONS |             |         |          |
|           |                   | SYM       | DESCRIPTION | DATE    | APPROVED |
|           |                   | NC        | SEE SHEET 1 | 3-17-08 | RDR      |
|           |                   |           |             |         |          |
|           |                   |           |             |         |          |



KEYWAY

KEYWAY

KEYWAY

KEYWAY

**DTMH06-2SA**  
-A- KEY  
TPA COLOR: GREY

**DTMH06-2SB**  
-B- KEY  
TPA COLOR: BLACK

**DTMH06-2SC**  
-C- KEY  
TPA COLOR: GREEN

**DTMH06-2SD**  
-D- KEY  
TPA COLOR: BROWN

NOTES:

|       |                            |  |   |                            |            |
|-------|----------------------------|--|---|----------------------------|------------|
|       | SIGNATURE & DATE           | PLUG<br>2 PIN CONT, SIZE 20<br>COLOR: BLACK<br>DTMH SERIES<br><br>ENVELOPE | EP 180                                  | MATL. CODE                 |            |
| DR    | D. MEYER 11-07-07          |  | 3850 INDUSTRIAL AVE.<br>HEMET, CA 92545 | <b>B</b> <b>DTMH06-2S*</b> |            |
| CHK   | <i>[Signature]</i> 3/19/08 |  |   |                            | DWG SIZE   |
| PE    | <i>[Signature]</i> 2/18/08 |  |   |                            | CODE 11139 |
| APPD  | <i>[Signature]</i> 3/12/08 |  |   |                            |            |
| SCALE | NONE WT                    |  |   |                            |            |