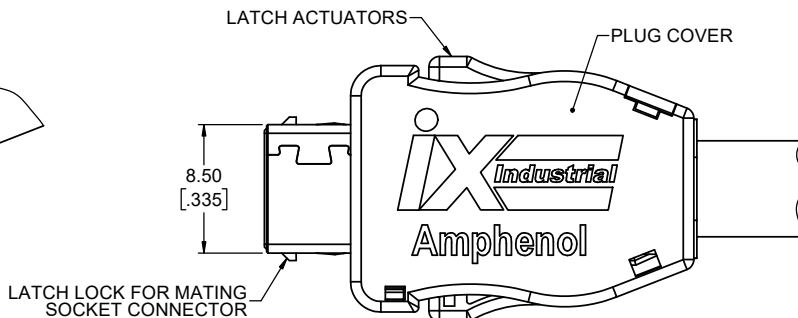
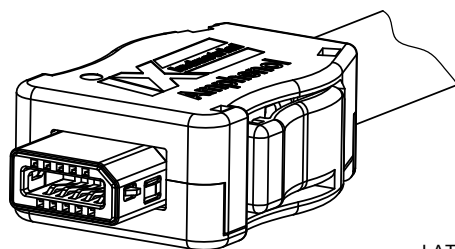
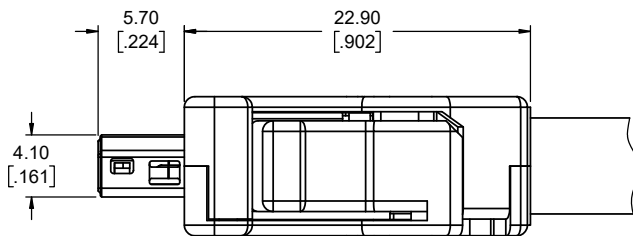
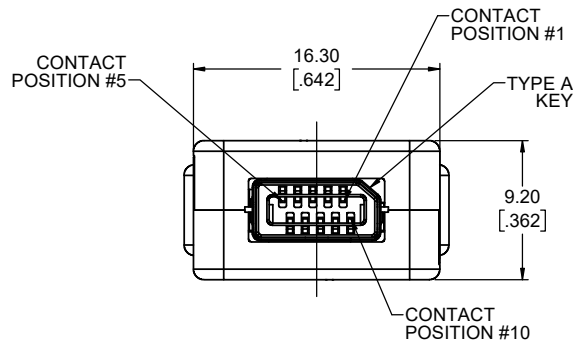


ASSEMBLED PLUG VIEWS
SEE SHEET 2 FOR COMPONENTS



ORDERING CODE: ND9 - APXX - 00 XX

SERIES, IX INDUSTRIAL
ETHERNET

TYPE A KEY FOR ETHERNET

PLUG

CONTACT TERMINATION

5 = SOLDER PAD
6 = IDC FOR 24-26 AWG WIRES
7 = IDC FOR 26-28 AWG WIRES

MATING AREA PLATING

1 = GOLD FLASH
2 = 0.2µm (8µ") GOLD
4 = 1.27µm (50µ") GOLD
7 = 0.76µm (30µ") PALLADIUM NICKEL
WITH GOLD FLASH

STANDARD

PACKAGING STYLE

NO DIGITS = STANDARD PACKAGING
SK = SINGLE KIT PACKAGING

RECOMMENDED CABLE SPECIFICATIONS

ITEMS		IDC 26 - 28 AWG	IDC 24 - 26 AWG	SOLDER PAD
CONDUCTORS	SIZE	26 - 28 AWG	24 - 26 AWG	22 - 28 AWG
	STRANDS	7 STRANDS PER WIRE		
	MATERIAL	ANNEALED COPPER WIRE		
INSULATION OUTSIDE DIAMETER		Ø0.95 - 1.05mm (Ø.037 - .041")	Ø1.10 - 1.25mm (Ø.043 - .049")	Ø1.55mm MAX (Ø.061" MAX)
BRAIDED SHIELD		TIN PLATED		
JACKET OUTSIDE DIAMETER		Ø6.30 - 7.20mm (Ø.248 - .283")		

CONNECTOR PIN ASSIGNMENT

POSITION NUMBER	PIN ASSIGNMENT 10 OR 100 Mbit/S ETHERNET	PIN ASSIGNMENT 1, 2, 5, 5 OR 10 Gbit/S ETHERNET	WIRE COLOUR (TIA/EIA 568-A)	WIRE COLOUR (TIA/EIA 568-B)
1	TX +	BI_DA +	WHITE/GREEN	WHITE/ORANGE
2	TX -	BI_DA -	GREEN	ORANGE
3	NOT USED	-	-	-
4	NOT USED	BI_DC +	BLUE	BLUE
5	NOT USED	BI_DC -	WHITE/BLUE	WHITE/BLUE
6	RX +	BI_DB +	WHITE/ORANGE	WHITE/GREEN
7	RX -	BI_DB -	ORANGE	GREEN
8	NOT USED	-	-	-
9	NOT USED	BI_DD +	WHITE/BROWN	WHITE/BROWN
10	NOT USED	BI_DD -	BROWN	BROWN

NOTE: CONTACTS #3 & #8 ARE NOT CONNECTED

NOTES:

- MATERIAL: RoHS COMPLIANT PER EU DIRECTIVE 2011/65/EU AND AMENDMENTS.
 - SHIELDS: STAINLESS STEEL, NICKEL PLATED
 - INSERTS: GLASS REINFORCED ENGINEERING THERMOPLASTIC, UL 94V-0, BLACK
 - SIDE COVERS & IDC GUIDES: POLYCARBONATE UL 94V-0, COVER BLACK, GUIDES CLEAR (WITH YELLOW TINT FOR 24-26 AWG SIZE)
 - CONTACTS: PHOSPHOR BRONZE WITH MATING AREA PLATING PER ORDERING CODE AND MATTE TIN ON THE SOLDER OR IDC TERMINALS. OVERALL UNDERPLATING 1.27µm (50µ") MINIMUM NICKEL.
- DESIGNED TO CONFORM TO REQUIREMENTS OF IEC 61076 PART 3-124 SPECIFICATION. THE TYPE A KEY FEATURE SHOWN IS INTENDED FOR USE WITH ETHERNET APPLICATIONS, EITHER 10/100 Mbit/S OR 1 TO 10 Gbit/S (CAT 5e, 6 & 6A).
- CURRENT RATING: 1.5 AMPERES (1.25 AMPERE RATING IF PLUG TERMINATED WITH 28 AWG WIRE) VOLTAGE RATING: 50V AC rms OR 60V DC
- OPERATING TEMPERATURE -55° TO +105°C.
- DIELECTRIC WITHSTANDING VOLTAGE: 500V DC
- CONTACT RESISTANCE: 30 MILLIOHMS MAXIMUM, INITIAL.
- INSULATION RESISTANCE: 500 MEGOHMS MINIMUM.
- MATING & UNMATING FORCE: 25N (5.6 lbf) MAXIMUM, LATCH EFFECTIVENESS 80N (18lbf) MIN.
- CUSTOMER TO CONFIRM THAT ANY PROCESS CLEANERS USED NEAR THE SIDE COVERS OR IDC GUIDES TO BE POLYCARBONATE COMPATIBLE.



UNLESS SPECIFIED OTHERWISE	DRAWN	B.COPPING	NOV19/19
PRIMARY UNITS MILLIMETERS	CHECKED	K.LAMBIE	NOV21/19
SECONDARY UNITS INCHES	M.E. APP'D		
REFERENCE IN PARENTHESES	Q.A. APP'D		
GENERAL TOLERANCES	DWG APPR.		
1 DECIMAL PLACE	ENG. REL. NO.	EAR 14720	
2 DECIMAL PLACES	REF.		
3 DECIMAL PLACES	THIRD ANGLE PROJECTION		
ANGULAR DEGREES	DO NOT SCALE DRAWING		

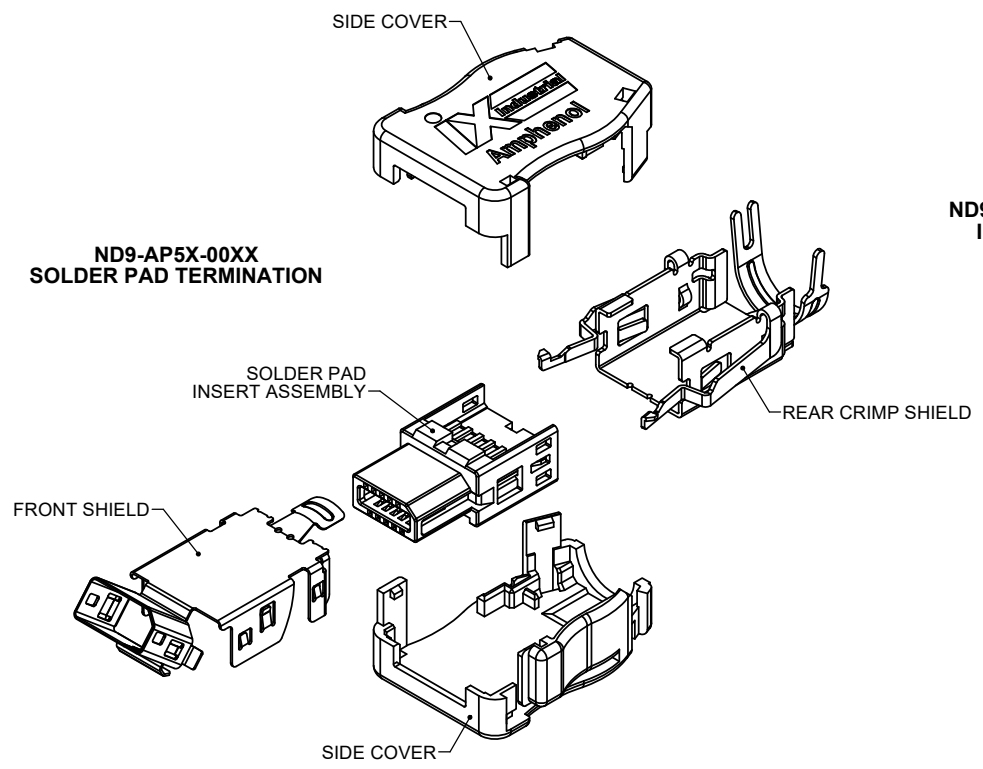
Amphenol Canada Corp.
Commercial Products

**IX INDUSTRIAL ETHERNET, TYPE A
PLUG, CABLE TERMINATION
OPTIONS, RoHS COMPLIANT**

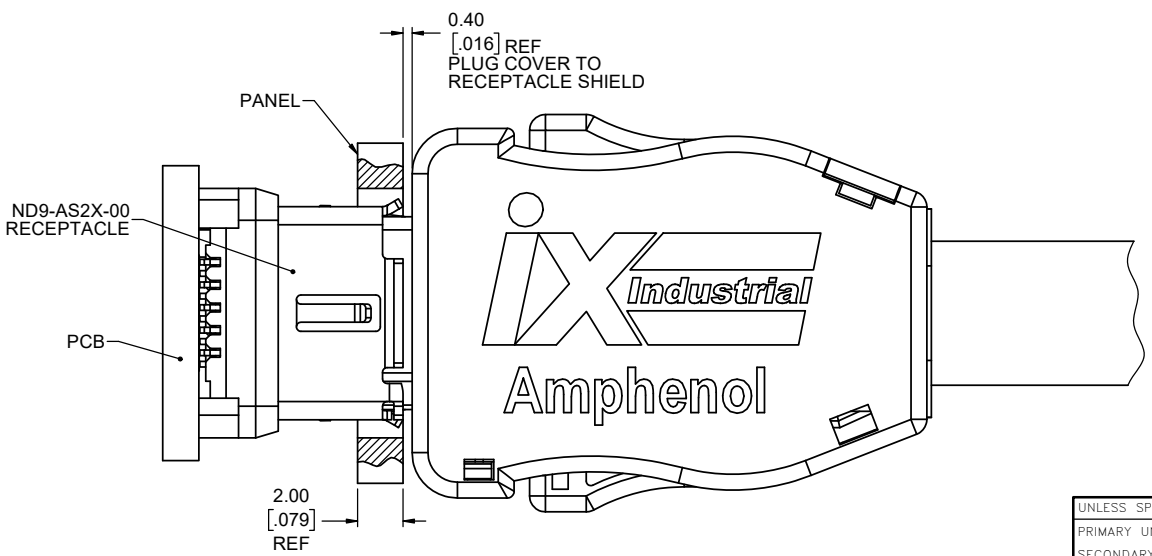
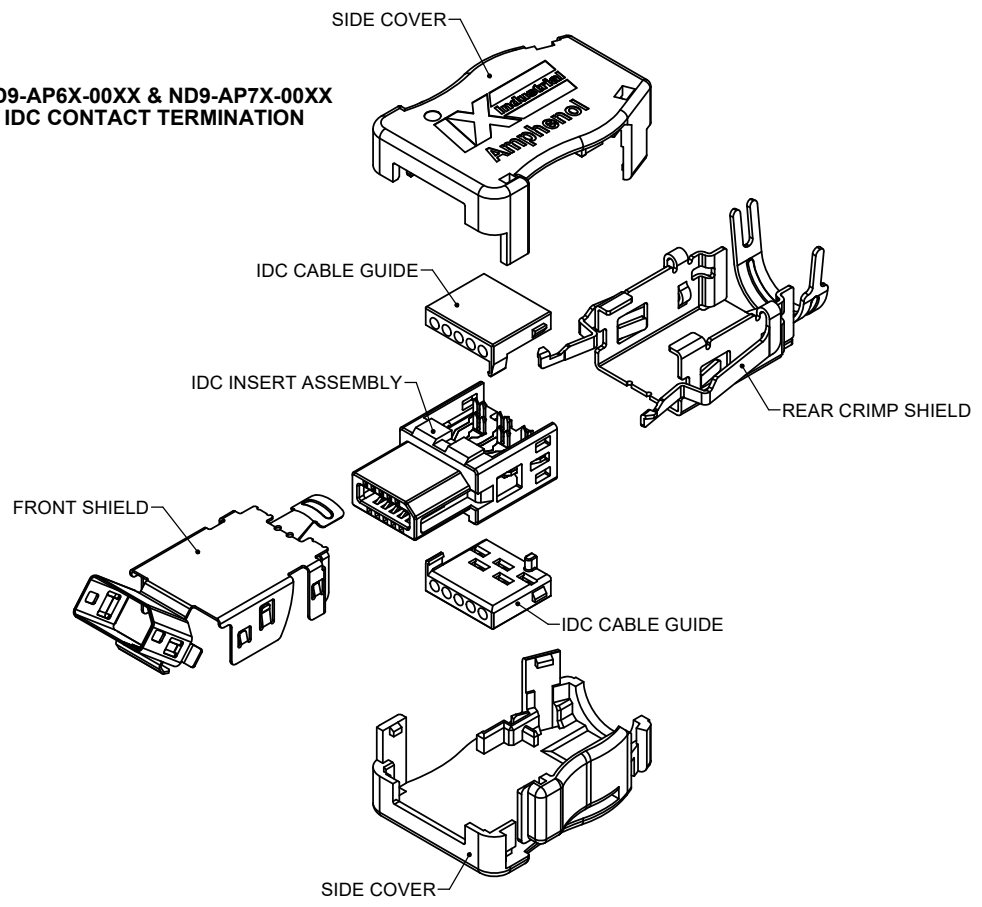
DWG. NO.	REV
P-ND9-APXX-00XX	D
CODE ID NO. 03554	DWG SIZE: X
SCALE: 4:1	SHEET 1 OF 2

REVISIONS			
REV	DESCRIPTION, ECN, EAR NO.	DATE	APP'D
C	PRODUCT DRAWING (EAR 14912)	DEC1/20	K.L.
D	PRODUCT DRAWING (EAR 14912)	DEC2/20	K.L.

**ND9-AP5X-00XX
SOLDER PAD TERMINATION**



**ND9-AP6X-00XX & ND9-AP7X-00XX
IDC CONTACT TERMINATION**



**MATED VIEW
SCALE 6:1**



UNLESS SPECIFIED OTHERWISE	DRAWN	B.COPPING	NOV19/19
PRIMARY UNITS MILLIMETERS	CHECKED	K.LAMBIE	NOV21/19
SECONDARY INCHES	M.E. APP'D		
REFERENCE IN PARENTHESES	Q.A. APP'D		
GENERAL TOLERANCES	DWG APPR.		
1 DECIMAL PLACE	ENG. REL. NO.	EAR 14720	
2 DECIMAL PLACES ±0.15	REF.		
3 DECIMAL PLACES	THIRD ANGLE PROJECTION		
ANGULAR DEGREES	DO NOT SCALE DRAWING		

Amphenol Canada Corp.
Commercial Products

**IX INDUSTRIAL ETHERNET, TYPE A
PLUG, CABLE TERMINATION
OPTIONS, RoHS COMPLIANT**

DWG. NO. **P-ND9-APXX-00XX** REV **D**

CODE ID NO. 03554 DWG SIZE: X SCALE: 3:1 SHEET 2 OF 2