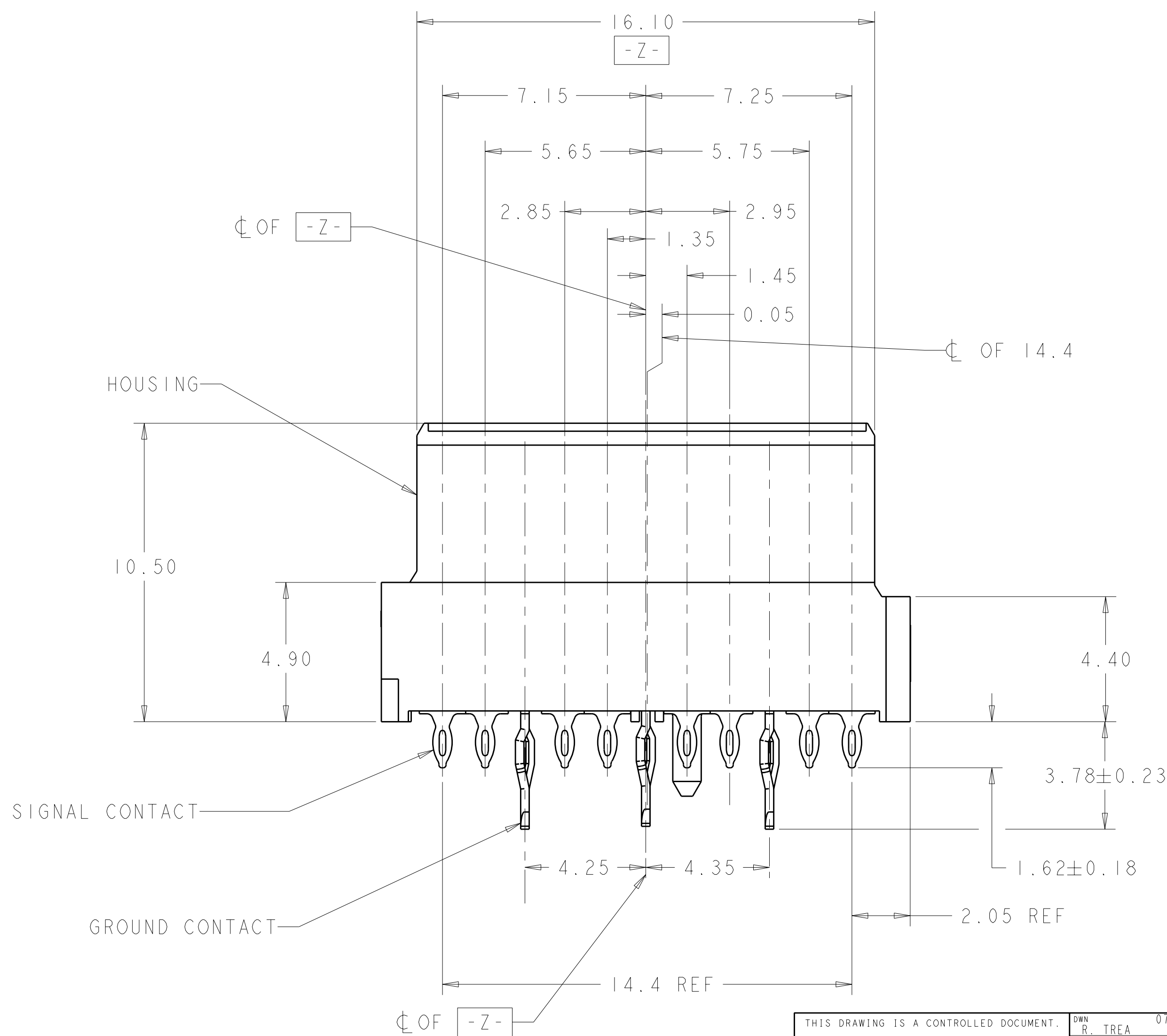
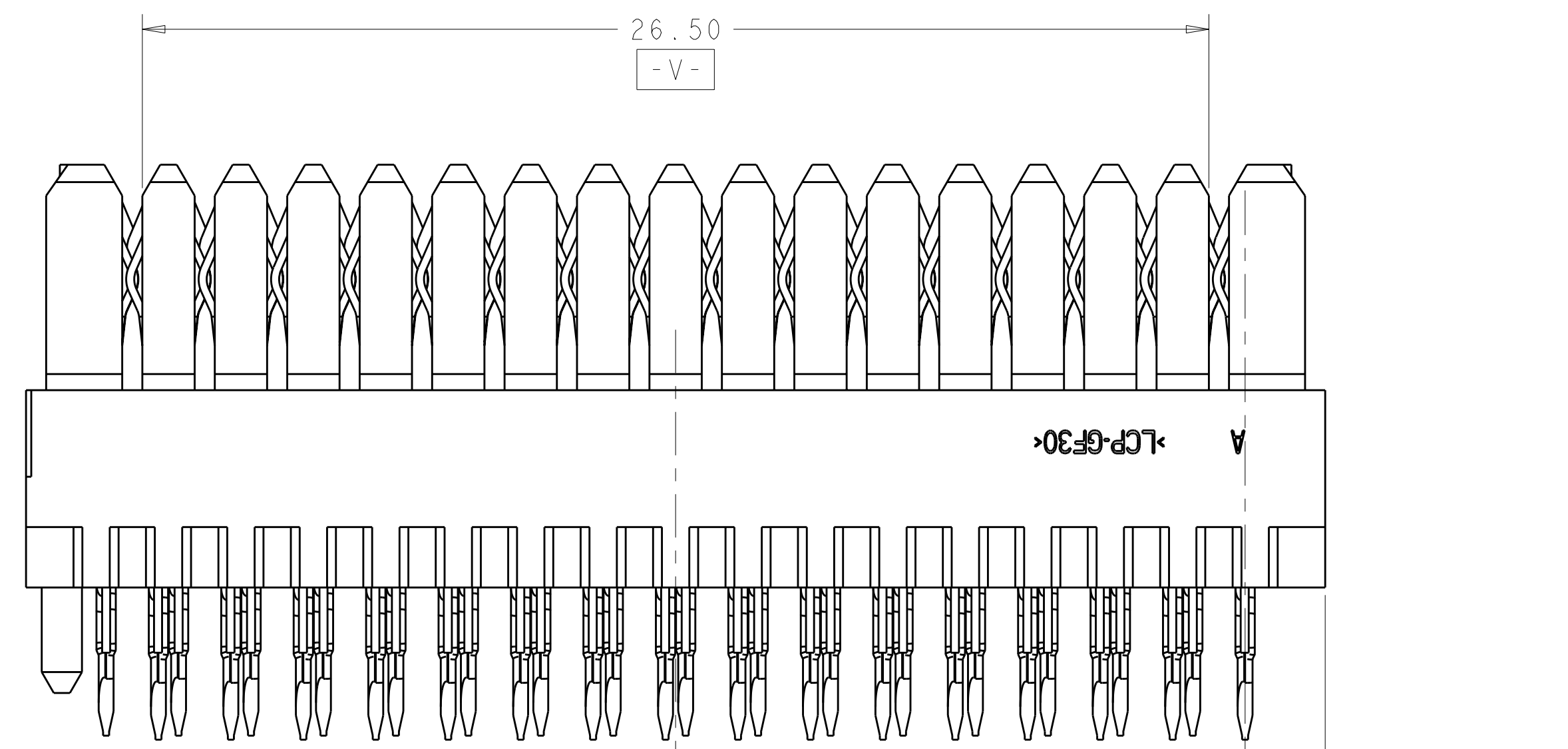
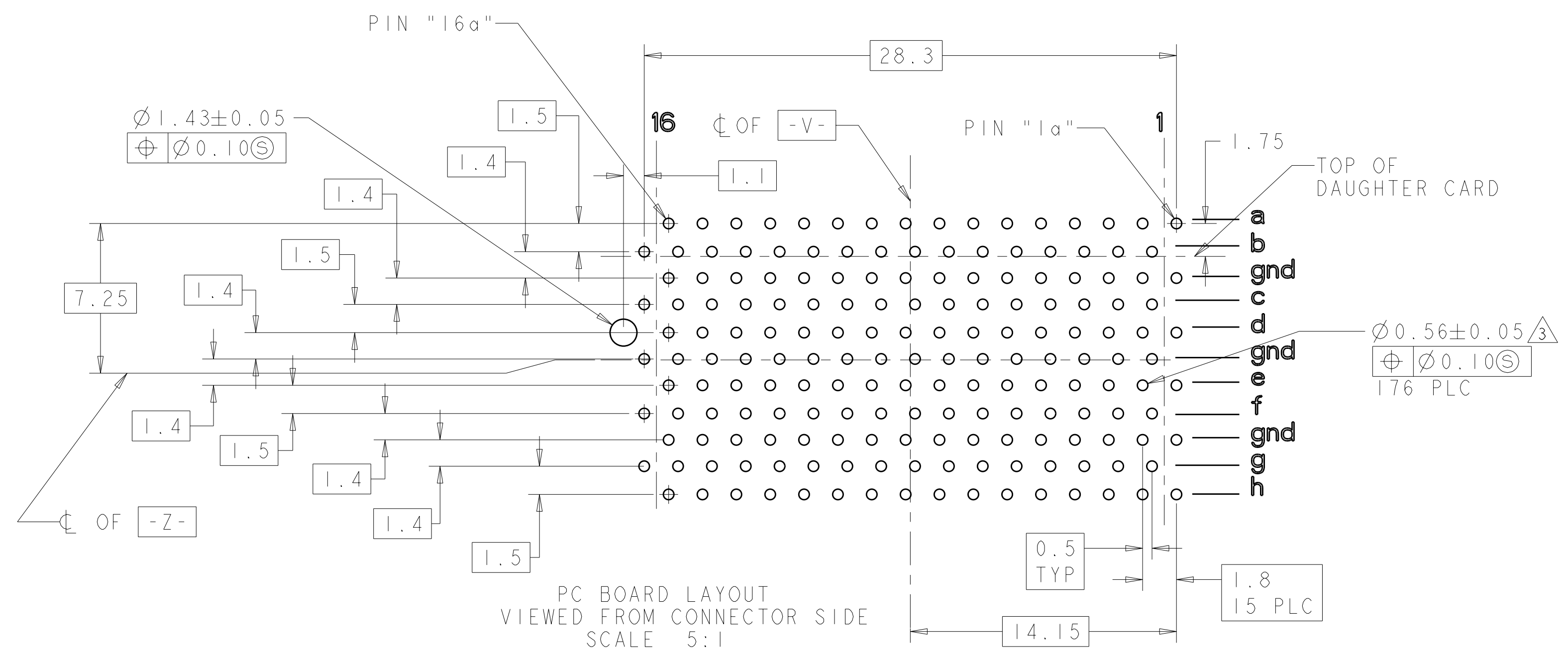
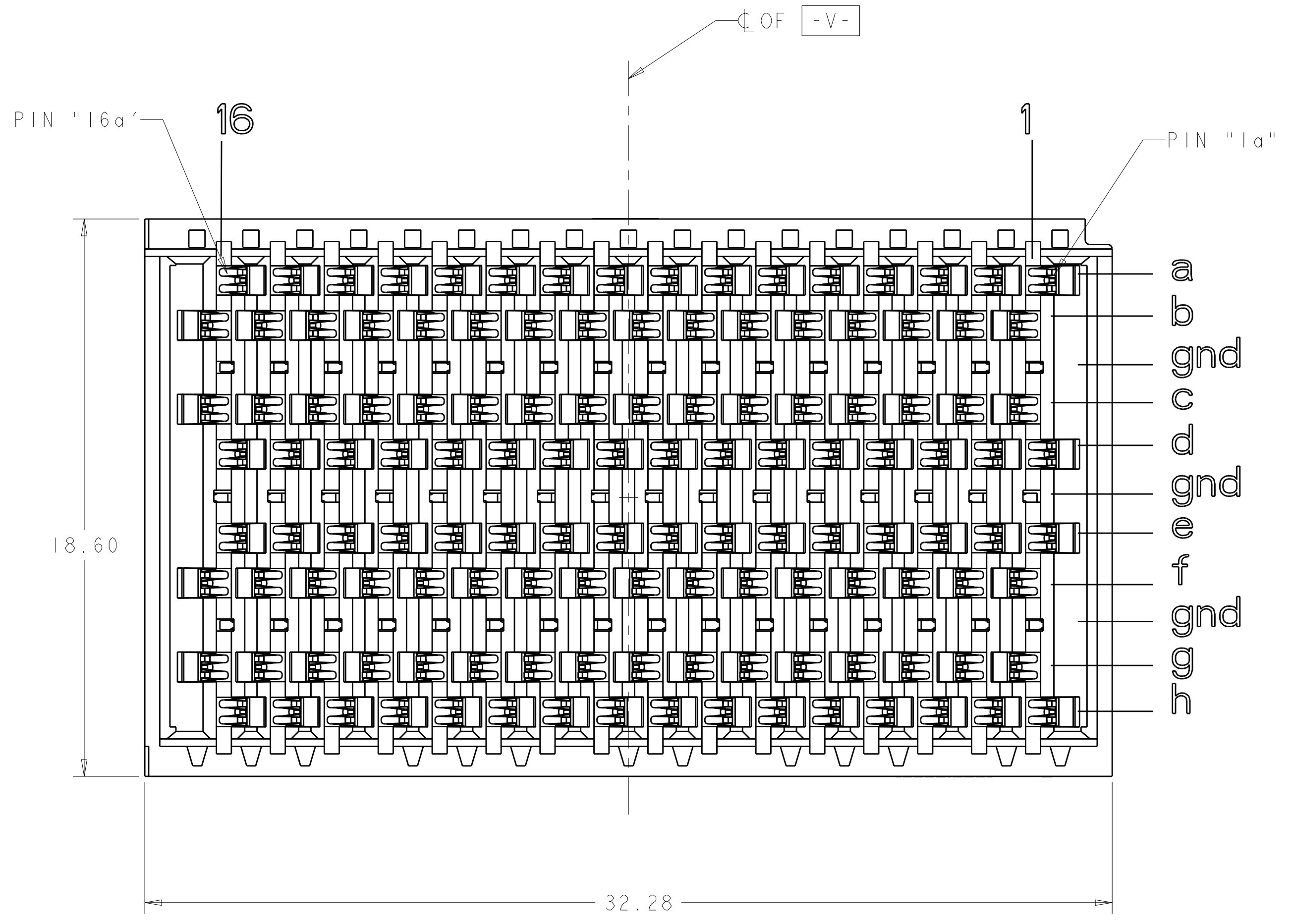


LOC	DIST	REV	DATE	BY	APPD
AD	00				
REVISIONS			DESCRIPTION	DATE	DWN
C			REVISED PER ECO-11-025619	21MAR2012	KH AS



- ① HOUSING: LCP, UL94V-0, BLACK.
CONTACT: PHOSPHOR BRONZE.
- ② 1.27µm GOLD PER ASTM B 488 IN CONTACT AREA, 1.27µm MIN TIN-LEAD ON PCB TAIL, OVER 3.81µm MIN NICKEL PER SAE AMS-QQ-N-290 OVER ALL.
- ③ MANUFACTURING TOLERANCE FOR $\varnothing 0.56 \pm 0.05$ DIAMETER FINISHED HOLE:
DRILLED HOLE: $\varnothing 0.65 \pm 0.02$
COPPER PLATING: 0.050 - 0.025
TIN-LEAD PLATING: 0.0124 - 0.0038.
- ④ 1.27 µm GOLD PER ASTM B 488 IN CONTACT AREA, 1.27 µm MIN MATTE TIN PER ASTM B 545 ON PCB TAIL, OVER 3.81 µm MIN NICKEL PER SAE AMS-QQ-N-290 OVER ALL.
- ⑤ MANUFACTURING TOLERANCE FOR A $\varnothing 0.575 \pm 0.045$ FINISHED HOLE WITHOUT TIN LEAD PLATING:
DRILLED HOLE: $\varnothing 0.65 \pm 0.02$
COPPER PLATING: 0.025 - 0.050

4	5	1410420-2
2	3	1410420-1
CONTACT TAIL/HOLE FINISH		PART NO

THIS DRAWING IS A CONTROLLED DOCUMENT.

DIMENSIONS:	TOLERANCES UNLESS OTHERWISE SPECIFIED:	DWN: R. TREA 07JAN2003	NAME: VERTICAL RECEPTACLE ASSEMBLY, STAND ALONE, FULL, 20.3mm, MultiGig RT-1, BACKPLANE CONNECTOR
mm	9 PLC ±0.5	CHK: D. DEBRAUGH 07JAN2003	PRODUCT SPEC: 108-2072
	1 PLC ±0.13	APVD: D. DEBRAUGH 07JAN2003	APPLICATION SPEC: 114-13056
	5 PLC ±0.13	SIZE: 114-13056	WEIGHT: -
	4 PLC ±0.13	ANGLES: ±1°	CUSTOMER DRAWING
MATERIAL:	FINISH:	SCALE: 8:1	SHEET 1 OF 1