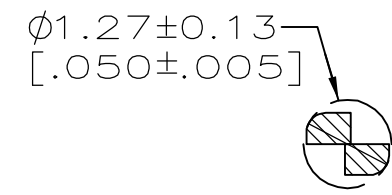
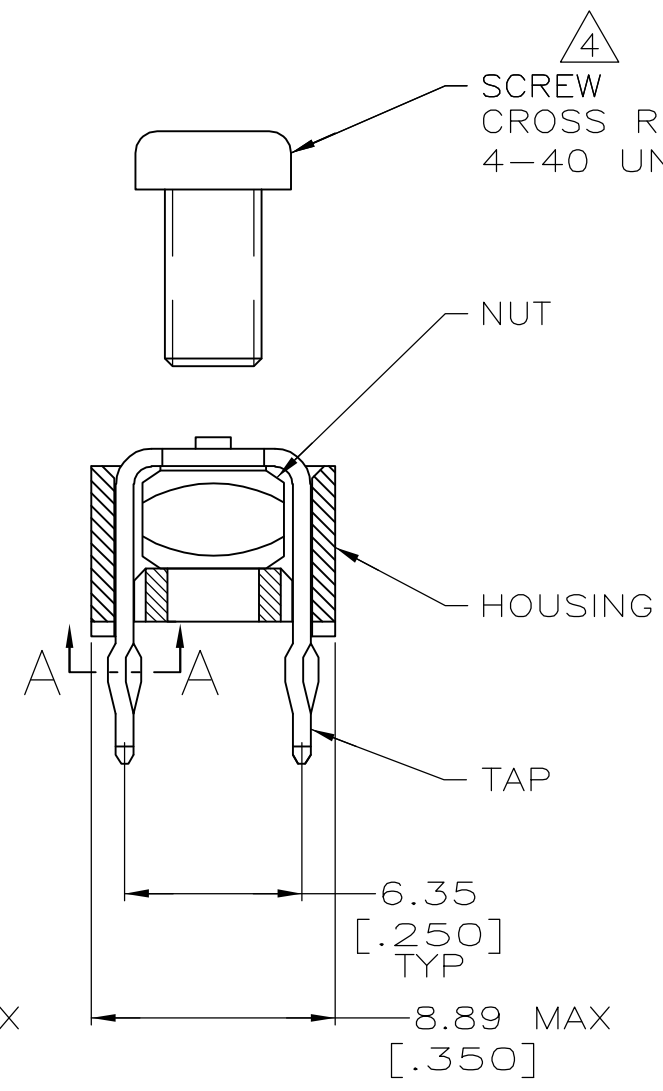
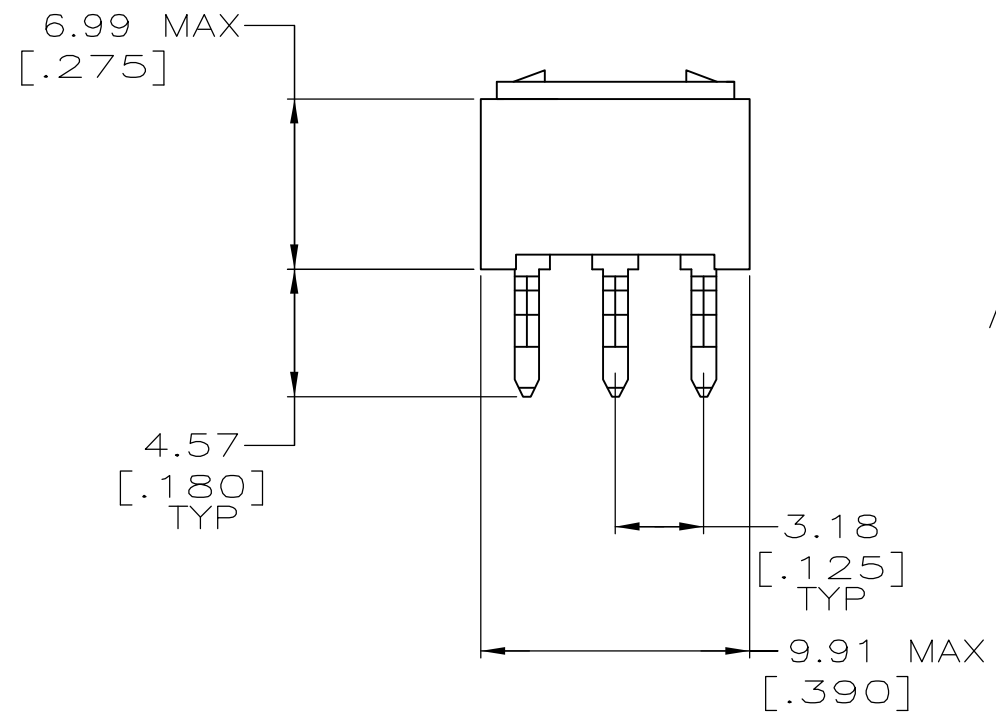


LOC	DIST	REVISIONS					
AR	36	P	LTR	DESCRIPTION	DATE	DWN	APVD
		A		REV PER EC 0S12-0573-04	05-05-05	JA	SF

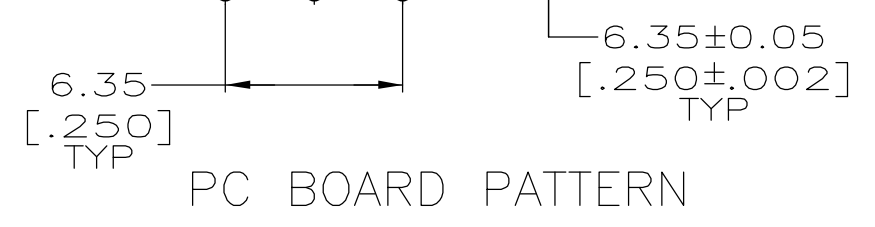
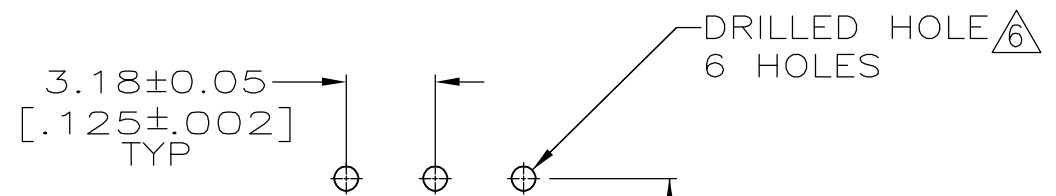


SECTION A-A  
 SCALE 10:1  
 6 PLACES



SCREW  
 CROSS RECESSED PAN HEAD  
 4-40 UNC2A X 6.35 [.250] LONG

- ① HOUSING: NYLON UL 94V-0, BLACK.  
 NUT: CARBON STEEL.  
 SCREW: STAINLESS STEEL.  
 TAP: COPPER ALLOY 735.
- ② NUT: 5.08  $\mu$ m [.000200] MIN ZINC OVER  
 1.27  $\mu$ m [.000050] MIN NICKEL.  
 TAP: 3.81  $\mu$ m [.000150] MIN MATTE TIN OVER  
 1.27  $\mu$ m [.000050] MIN NICKEL.
- 3. TO PREVENT THREAD STRIPPING, SCREW TORQUE  
 SHOULD NOT EXCEED .9Nm [8.00 IN LBS].
- ④ SUPPLIED UNASSEMBLED.
- 5. BULK PACKAGED.
- ⑥ REFERENCE APPLICATION SPECIFICATION  
 114-11000 FOR DRILL HOLE SIZES  
 AND FINISHES.



5796131-2  
 PART  
 NUMBER

THIS DRAWING IS A CONTROLLED DOCUMENT.		DWN	05-05-05	<b>tyco</b> Electronics		Tyco Electronics Corporation	
DIMENSIONS: mm [INCHES]		J. ALCORTA - DOCK5	05-05-05			Harrisburg, Pa 17105-3608	
TOLERANCES UNLESS OTHERWISE SPECIFIED:		CHK	05-05-05	NAME		TAP ASSEMBLY, POWER DISTRIBUTION	
0 PLC ± -		A. FRANTUM	05-05-05			PRODUCT SPEC	
1 PLC ± -		APVD	05-05-05	APPLICATION SPEC		114-11000	
2 PLC ± 0.25 [.010]		S. FLICKINGER		SIZE	CAGE CODE	DRAWING NO	RESTRICTED TO
3 PLC ± -		MATERIAL ①		A3	00779	③-5796131	-
4 PLC ± -		FINISH ②		WEIGHT		CUSTOMER DRAWING	
ANGLES ± 2°				SCALE		SHEET 1 OF 1	
				1:1		REV A	