

1

2

3

4

A

A

B

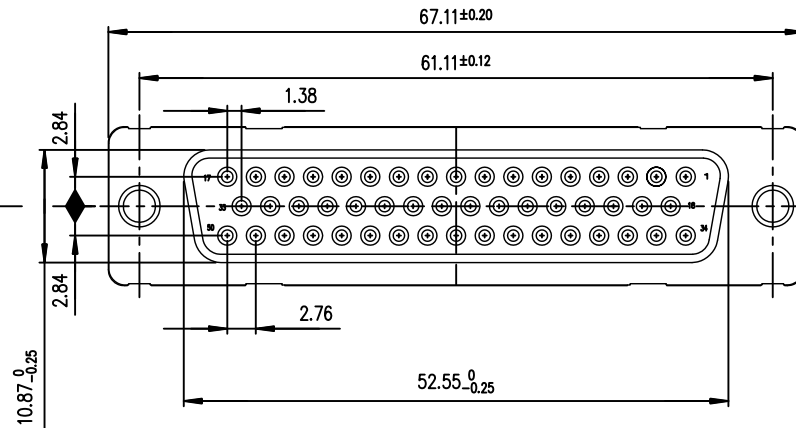
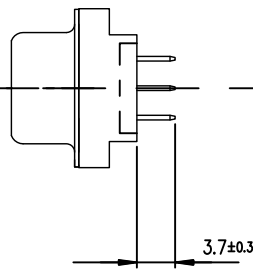
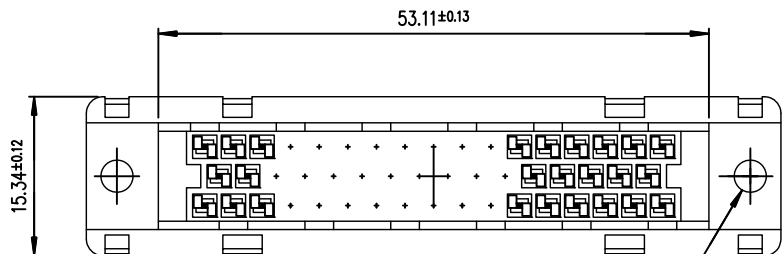
B

C

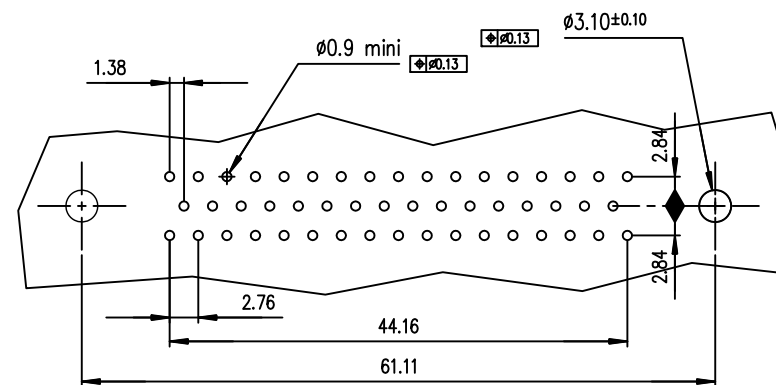
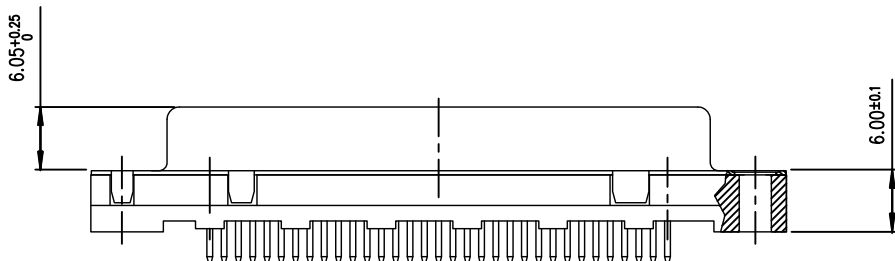
C

D

D



PC card drilling dimensions
(after plating - thickness: 1.60 mm)



REQUIREMENTS

Technical characteristics:
 Shell: steel tin plated
 Insulators: self-extinguishing thermoplastic, UL class 94V0
 Contacts size 20: phosphor bronze, gold on mating end, bright tin lead on termination end and over nickel on entire contact
 Cycles: >500 for plating 6

>200 for plating 4

on termination end and over nickel on entire contact
 gauge retention force: 0.20N mini

Electrical characteristics:

max. current rating: 5A
 Test voltage: 1000V
 Rated voltage: 300V
 Contact resistance: ≤10mΩ
 Shell resistance: ≤5mΩ
 Insulation resistance: ≥5000MΩ

Climatic characteristics:

Operating temperature range: -55° +125°

Dimensions:

In accordance with MIL-C-24308C and DIN41652

PLATING 4 = FLASH AU
 PLATING 6 = 0.76 > AU

Part number

D50S24B*PA00

European Views

rev	ecn no	dr	date
A	-	BOU	2000/02/09
B	LS06-0208	LGO	2006/12/12
-	-	-	-
-	-	-	-
-	-	-	-
-	-	-	-

www.fciconnect.com		surface ISO 1302	tolerance std ISO 406 ISO 1101	projection mm
		TOLERANCES UNLESS OTHERWISE SPECIFIED		mm
Dr	BOU	2000/02/09	ANGULAR	0.X ±0.1
Eng	BOU	2000/02/09	LINEAR	0.XX ±0.1
Chr	M PESSON	2000/02/09	0.XX* ±2	0.XXX ±0.1
Appr	M PESSON	2000/02/09	Product family	D-SUB
		D-SUB		Spec ref -
FCI		title FEMALE CONNECTOR DELTA D 50 -EUROPE straight solder type		Rev. B
		catalog no	-	CUSTOMER sheet 1 of 1



Copyright FCI.

1

2

3

4