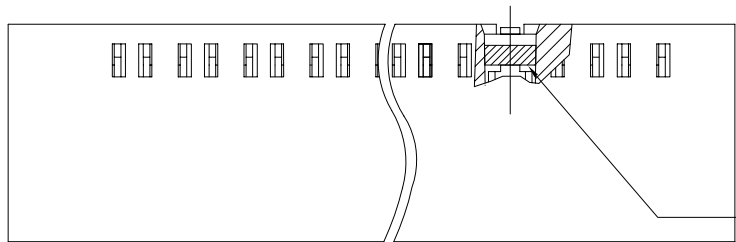
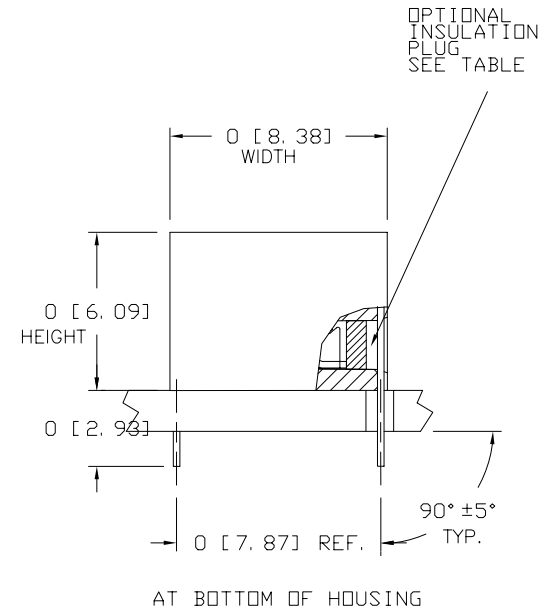
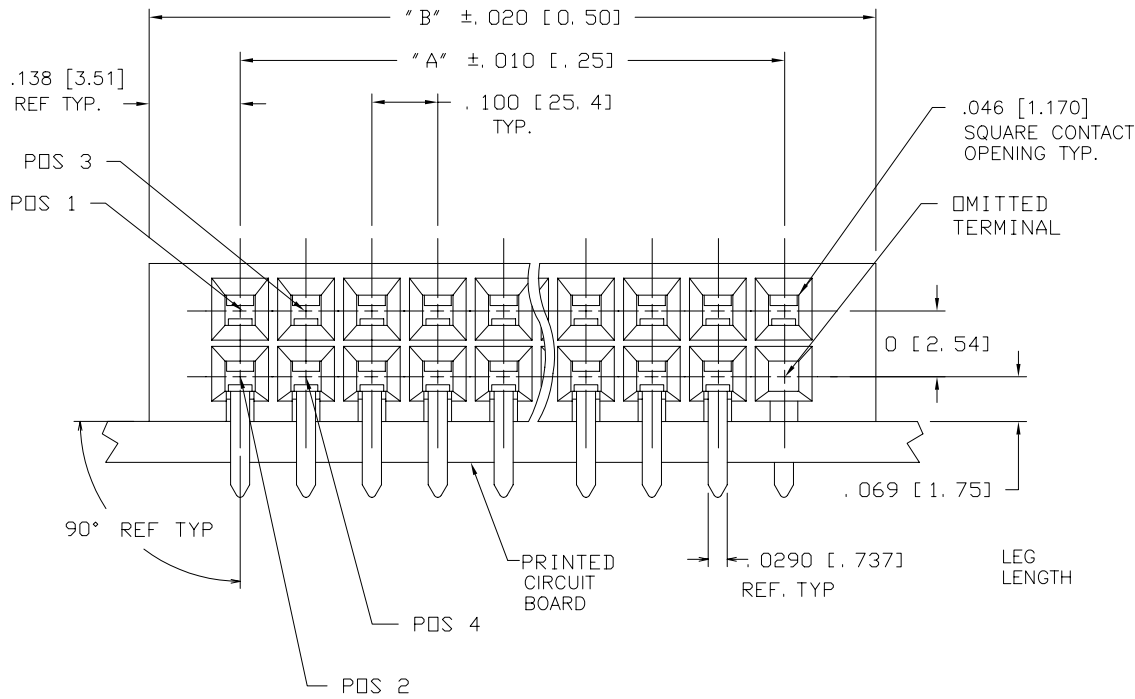


PRODUCT NO.
SEE TABLE



LENGTH

OPTIONAL
INSULATOIN
PLUG



FCIconnect.com

Copyright FCI

mat'l. code				surface ISO 1302 <input checked="" type="checkbox"/>		tolerance ISO 406 ISO 1101		projection 		product family PV CARD CONN	
A v00239 DAI 1/13/00				tolerances unless otherwise specified		linear .xx ±.01/.3		INCH/MM		title QKE MATE CARD CONNECTOR POL	
B v02523 AZ 10/20/00				angles		.xxx ±.005/.13		scale 1:1		sheet 1 of 3 size	
C v21780 CGD 11/15/02				$\sigma \pm 2^\circ$.xxxx ±.0020/.051				A3	
D M05-0181 ERE 09/05/05				dr		D. INGRAM 1/13/00		FCI		dwg no 60058	
E M06-0117 M.N. 05/31/06				enr		H. SUNDY 1/13/00				type Product Customer Drawing	
				chr		H. SUNDY 1/13/00					
				appd		H. SUNDY 1/13/00					
sheet index		revision sheet		E 1		E 2		E 3			

PRODUCT NO.
SEE TABLE

1 | 2 | 3 | 4 | 5 | 6

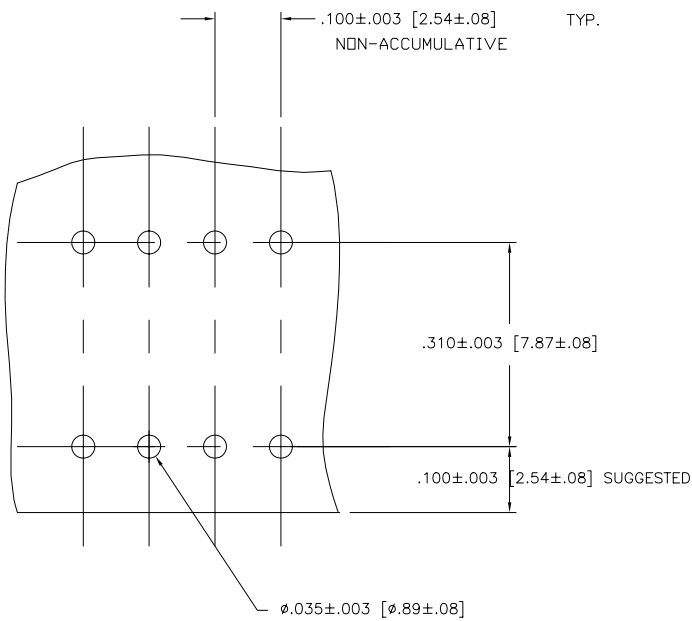


FIGURE 1
SCALE 1:1

- NOTES:
1. HOUSING MATERIAL:
FILLED HIGH TEMPERATURE NYLON
COLOR: BLACK
 2. TERMINAL MATERIAL:
BODY: BRASS
.010/0.25 THICK
SPRING: BE-CU
HEAT TREATED
BODY PLATING:
30 MICROINCH/0.76 MICRON GOLD
OVER 50 MICROINCH /1.27 MICRON NICKEL
IN CONTACT AREA
SPRING PLATING: GOLD FLASH
 3. APPLICATION INFORMATION:
A. RECOMMENDED MOUNTING HOLE
PATTERN IS SHOWN IN FIGURE "1"
 - B. ALL MATING PINS TO BE
.025/ 0.64 SQUARE ON TRUE
CENTER OF GIVEN TERMINAL
SPACINGS WITHIN .015/0.38 DIA.
 - C. SUGGESTED MATING PIN LENGTH
1.350±.020/8.89±0.51
- ④ ADD "LF" SUFFIX AT THE END OF PART NUMBER
FOR LEAD FREE OPTION.
- ⑤ THESE PRODUCTS MEET EUROPEAN UNION DIRECTIVES
AND OTHER COUNTRY REGULATIONS AS DESCRIBED IN
GS-22-008.
6. THIS PART WILL WITHSTAND EXPOSURE TO 260°C PEAK
TEMPERATURE FOR 20 SECONDS IN A WAVE SOLDER,
INFRA-RED OR VAPOR PHASE SOLDER PROCESS.

FCI
FCIconnect.com

Copyright FCI

mat'l. code		surface ISO 1302 ✓		tolerance ISO 406 ISO 1101		projection ⊕		product family PV CARD CONN	
ltr	ecn	no	dr	date		tolerances unless otherwise specified		title	
E						angles	linear	QKE MATE CARD CONNECTOR POL	
						°±2'		scale 1:1	
						dr	D. INGRAM	1/13/00	
						enr	H. SUNDY	1/13/00	
						chr	H. SUNDY	1/13/00	
						appd	H. SUNDY	1/13/00	
sheet index		revision sheet						FCI	
								dwg no 60058	
								sheet 2 of 3 size A3	
								type Product Customer Drawing	

form: A3 1 | 2 | 3 | 4 | 5 | 6

PRODUCT NO.	N. OF POS.	DIM. A ± 0.10 0.25	DIM. B ± 0.20 0.51	INSULATION PLUG	OMIT PIN #	LEAD FREE OPTION
60058-001	2X5	.400/10.16	.675/17.15	NO	10	NOTE 5



FCIconnect.com

Copyright FCI

mat'l. code		surface ISO 1302 <input checked="" type="checkbox"/>		tolerance ISO 406 ISO 1101		projection 		product family PV CARD CONN	
ltr	ecn	no	dr	date		tolerances unless otherwise specified		title	
E						angles linear $\sigma \pm 2'$		INCH/MM scale 1:1	
						.xx $\pm 0.1/3$.xxx $\pm 0.05/13$.xxx $\pm 0.020/051$		QKE MATE CARD CONNECTOR POL	
			dr	D. INGRAM		1/13/00		dwg no sheet 3 of 3 size	
			enr	H. SUNDY		1/13/00		60058 A3	
			chr	H. SUNDY		1/13/00		type Product Customer Drawing	
			appd	H. SUNDY		1/13/00			
sheet index	revision sheet								



form: A3