


Tight Buffer Distribution Interlock Armored Plenum Cable

Type OFCP, CSA FT6

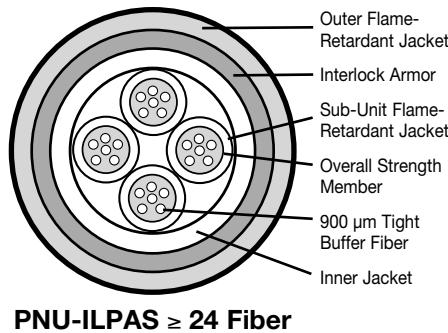
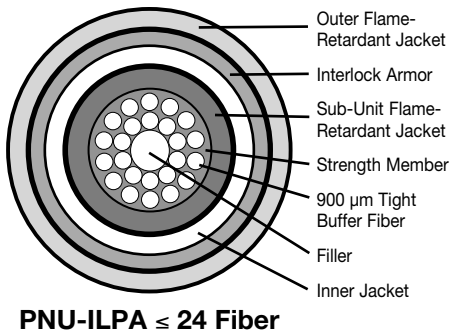


CATALOG NUMBER	FIBER COUNT	NO. OF SUB-UNITS	NOMINAL CABLE DIAMETER		NOMINAL CABLE WEIGHT		MAXIMUM TENSILE LOAD			
			IN	mm	LBS/1000'	kg/km	INSTALLATION		IN-SERVICE	
XX0021PNU-ILPA	2	—	0.42	11	76	114	550	2447	165	734
XX0041PNU-ILPA	4	—	0.42	11	78	117	550	2447	165	734
XX0061PNU-ILPA	6	—	0.42	11	80	120	550	2447	165	734
XX0121PNU-ILPA	12	—	0.47	12	100	149	550	2447	165	734
XX0241PNU-ILPA	24	—	0.61	16	130	194	550	2447	165	734
XX0241PNU-ILPAS	24	4	0.70	18	136	202	1000	4448	300	1334
XX0361PNU-ILPAS	36	6	0.73	19	158	235	1000	4448	300	1334
XX0481PNU-ILPAS	48	4	0.80	20	209	311	1000	4448	300	1334
XX0601PNU-ILPAS	60	5	0.85	22	187	278	1000	4448	300	1334
XX0721PNU-ILPAS	72	6	0.95	24	273	406	1000	4448	300	1334
XX0961PNU-ILPAS	96	8	1.05	27	328	488	1000	4448	335	1490
XX1201PNU-ILPAS	120	10	1.10	28	372	554	1000	4448	335	1490
XX1441PNU-ILPAS	144	12	1.20	31	386	574	1000	4448	335	1490

XX Denotes glass type.

A complete listing of NextGen® Brand glass types is specified on page 3 of this catalog.

Typical Cross-Sections



Hybrid designs (containing singlemode and multimode fiber) and composite designs (containing copper conductors) are also available.

Ordering Part Number Example

BE0241PNU-ILPA or BE0241PNU-ILPAS

50 μm multimode, 24 fibers, tight buffer distribution interlock armor plenum
Please see pages 4 and 5 for a complete guide on part number selection and ordering information.

Product Construction:

Fiber:

- 4–144 fibers
- 900 μm tight buffer
- Color-coding per TIA/EIA 598 B

Overall Strength Member:

- Aramid fiber yarn

Inner Jacket:

- Flame-retardant compound

Armor:

- Interlock aluminum (-ILPA)

Outer Jacket:

- Flame-retardant compound
- Sequential footage markings*
- Orange jacket—multimode fibers (except 10 Gbps)
- Aqua jacket—10 Gbps multimode fibers
- Yellow jacket—singlemode fibers

Features:

- Interlock armor provides outstanding mechanical protection
- Interlock armor is flexible and easy to use
- Tight buffer provides individual fiber protection
- Sub-units are numbered for identification

Performance:

- Temperature:
Storage -40°C (-40°F) to +70°C (+158°F)
Installation 0°C (+32°F) to +50°C (+122°F)
Operating -20°C (-4°F) to +70°C (+158°F)
- Minimum Bend Radius
20 X OD—Installation
10 X OD—In-Service
- Maximum Crush Resistance:
1,500 lbs/in (2,627 N/cm)

Applications:

- Harsh premises environments requiring heavy-duty protection
- ETL Type OFCP for installation in any premises location when installed in accordance with NEC article 770.154 and 770.179

Compliances:

- ETL Listed Type OFCP
- CSA FT6
- TIA 568 C.3
- ICEA S-83-596
- GR-409
- RoHS Compliant Directive 2011/65/EU

Note:

Armored cable without an outer jacket available upon request (-IL)

*Sequential meter markings available upon request

