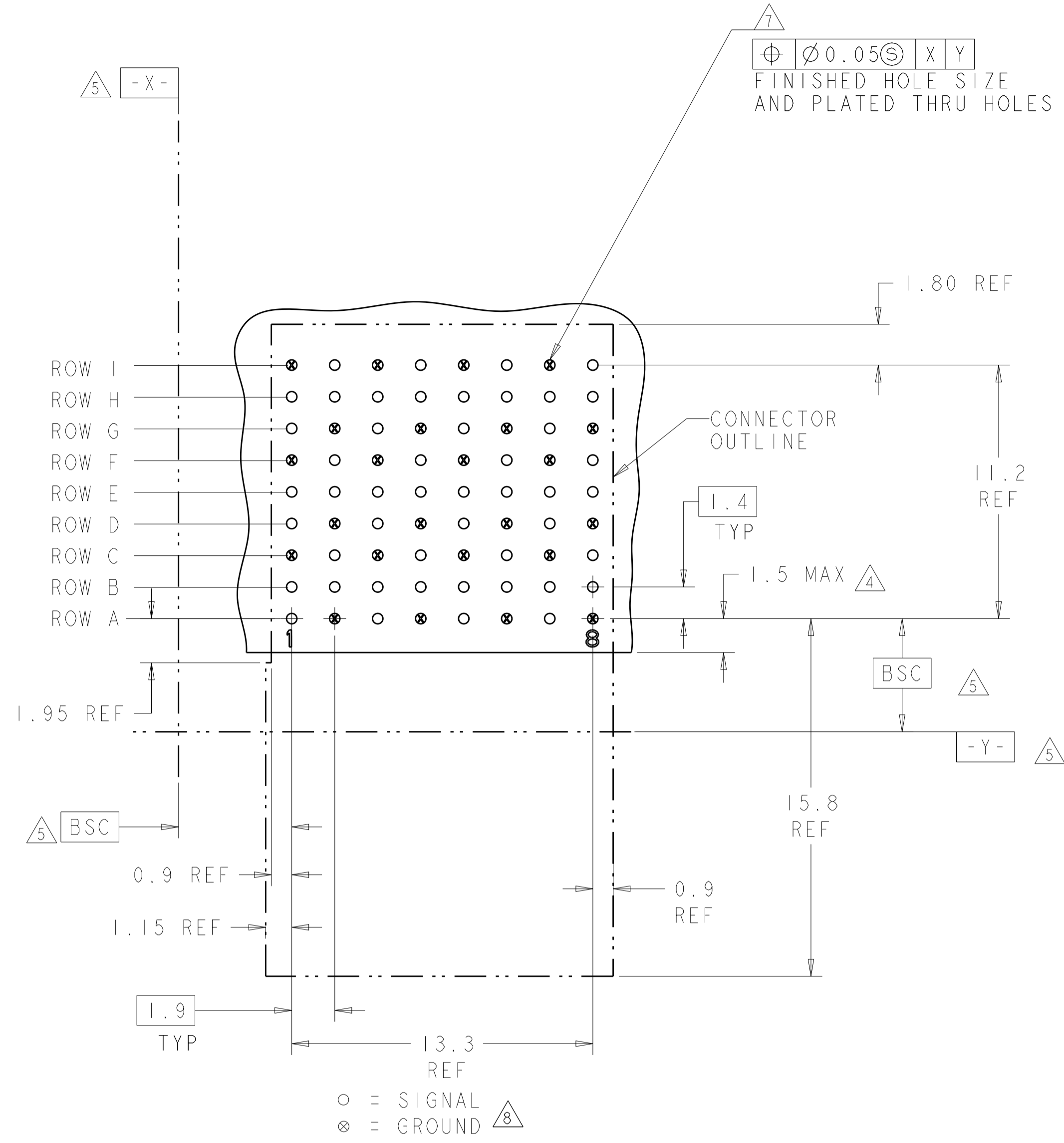
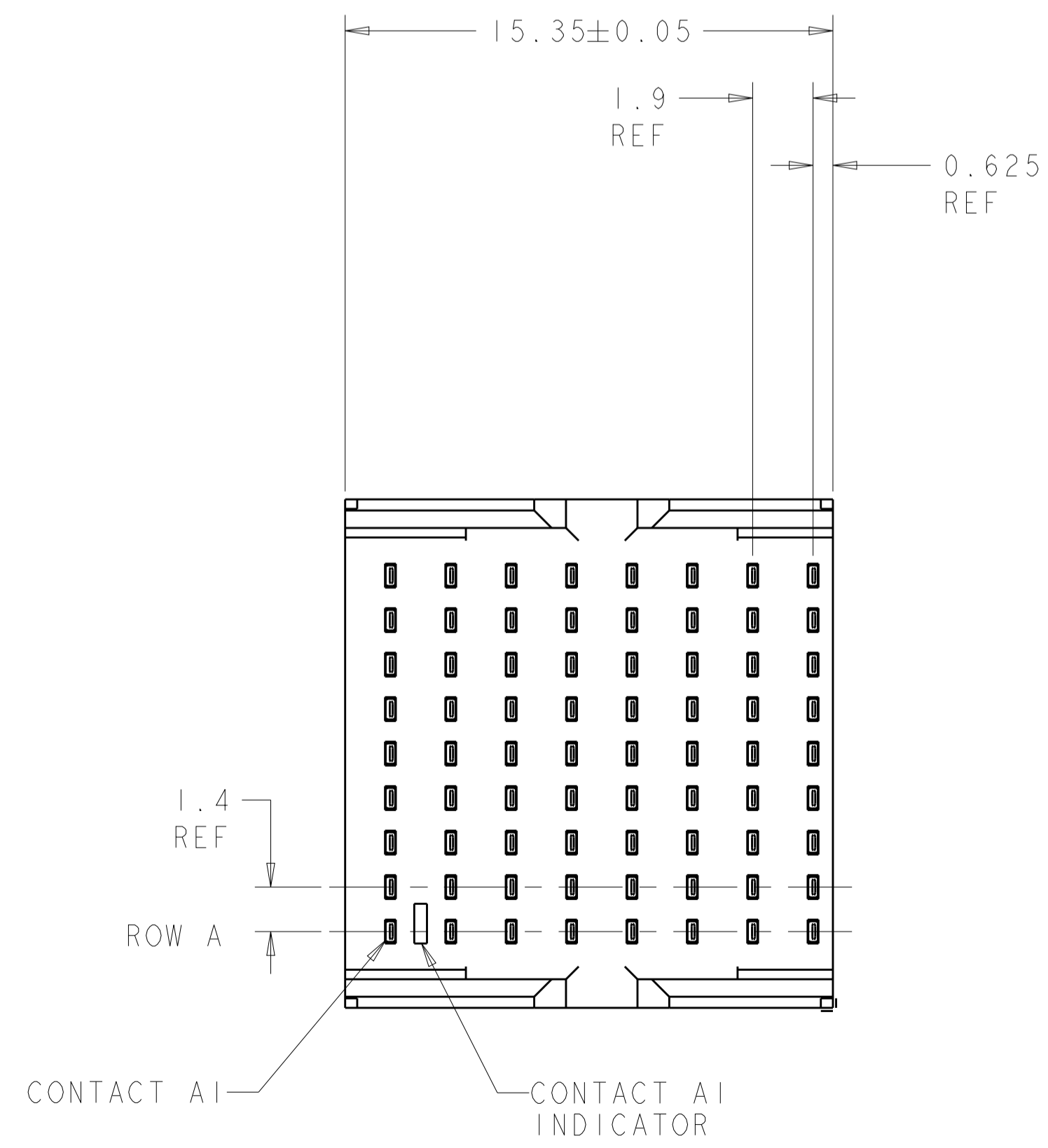
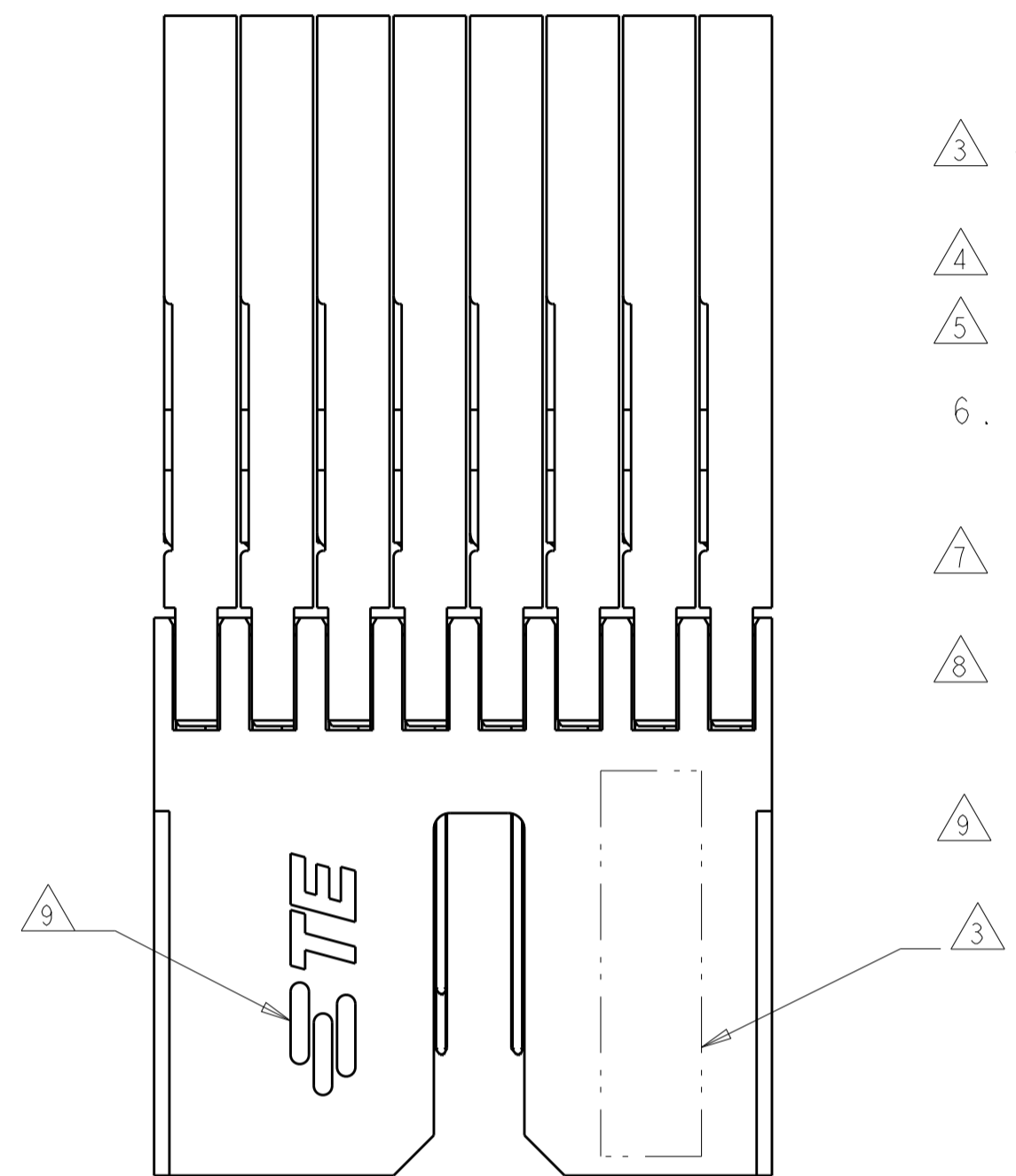
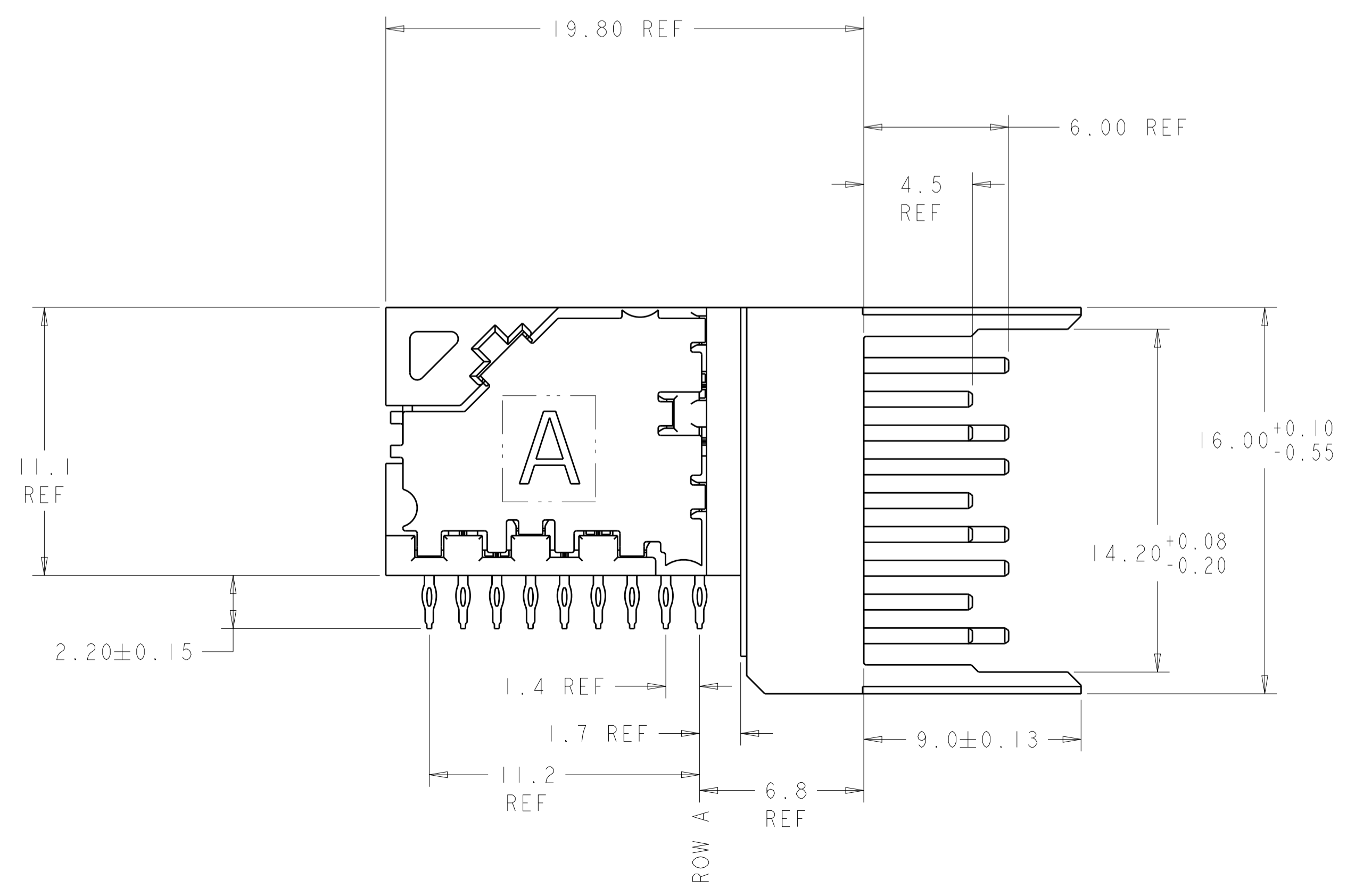


LOC	DIST	REVISIONS			
P	LTN	DESCRIPTION	DATE	DWN	APVD
C		REVISED PER ECO-13-002771	26FEB2013	KH	RP
D		REVISED PER ECO-19-009248	08JUL2019	AP	SY



RECOMMENDED PC BOARD LAYOUT
 COMPONENT SIDE SHOWN



- 1 MATERIAL:
 CONTACT AND SHIELD: PHOS BRONZE
 HOUSING AND CHICKLET: LCP, UL 94V-0, COLOR: BLACK
- 2 FINISH:
 CONTACT AREA FINISH CONFORMS TO THE REQUIREMENTS OF TE PRODUCT SPECIFICATION 108-2303; BASED ON TELCORDIA GR-1217-CORE FOR SYSTEM QUALITY LEVEL III, APPLICATIONS IN CONTROLLED ENVIRONMENTS (CENTRAL OFFICE).
 COMPLIANT PIN AREA- 0.5µm MIN MATTE TIN OVER 1.27µm MIN NICKEL.
 SHIELD 1.27µm MIN NICKEL.
- 3 CONNECTOR MARKED WITH PART NUMBER, DATE CODE, AND STANDARD IN APPROXIMATE AREA SHOWN.
- 4 DIMENSION APPLIES TO CENTERLINE OF THRU HOLE.
- 5 DATUMS AND BASIC DIMENSIONS ESTABLISHED BY CUSTOMER.
- 6 CONTACT AREA LUBRICATED WITH BELLCORE APPROVED LUBRICANT. TECHNICAL REFERENCE: GR-1217-CORE, ISSUE 1, NOVEMBER 1995.
- 7 REFERENCE APPLICATION SPEC 114-13202 FOR RECOMMENDED PLATED THRU HOLE DIAMETER AND PLATING THICKNESS.
- 8 ALL GROUNDS IN ODD NUMBERED COLUMNS ARE COMMONED. ALL GROUNDS IN EVEN NUMBERED COLUMNS, EXCEPT FOR ROW A ARE COMMONED.
- 9 SHOWN LOGO OR OTHER TE OWNED LOGOS IN APPROXIMATE AREA.

1934359-1
 PART NUMBER

THIS DRAWING IS A CONTROLLED DOCUMENT.		DWN S. MAGARO 16AUG2007	TE Connectivity
DIMENSIONS: mm		CHK W. DAVIS 16AUG2007	
TOLERANCES UNLESS OTHERWISE SPECIFIED:		APVD R. PATTERSON 12OCT2007	NAME RIGHT ANGLE HEADER ASSEMBLY, OPEN ENDED, 3 PAIR, 8 COLUMN, Z-PACK TinMan
0 PLC ± 1 PLC ± 2 PLC ± 3 PLC ± 4 PLC ± ANGLES ±		PRODUCT SPEC	APPLICATION SPEC
MATERIAL		WEIGHT	SIZE CAGE CODE DRAWING NO RESTRICTED TO
FINISH		CUSTOMER DRAWING	A100779C=1934359
		SCALE 6:1	SHEET 1 OF 1 REV D