

THIS DRAWING AND THE INFORMATION SET FORTH HERE-ON ARE THE PROPERTY OF TYCO ELECTRONICS, AND ARE TO BE HELD IN TRUST AND CONFIDENCE. PUBLICATION, DUPLICATION, DISCLOSURE, OR USE FOR ANY PURPOSE NOT EXPRESSLY AUTHORIZED IN WRITING BY TYCO ELECTRONICS IS PROHIBITED.

REVISIONS			
LTR	DESCRIPTION	DATE	APPROVED
A	REVISED PER ECN T-15187	2-26-87	J.B.
A1	ADMINISTRATIVE CHANGE PER ECO-11-012135	Jun/13/2011	M.HIGGY

NOTES:

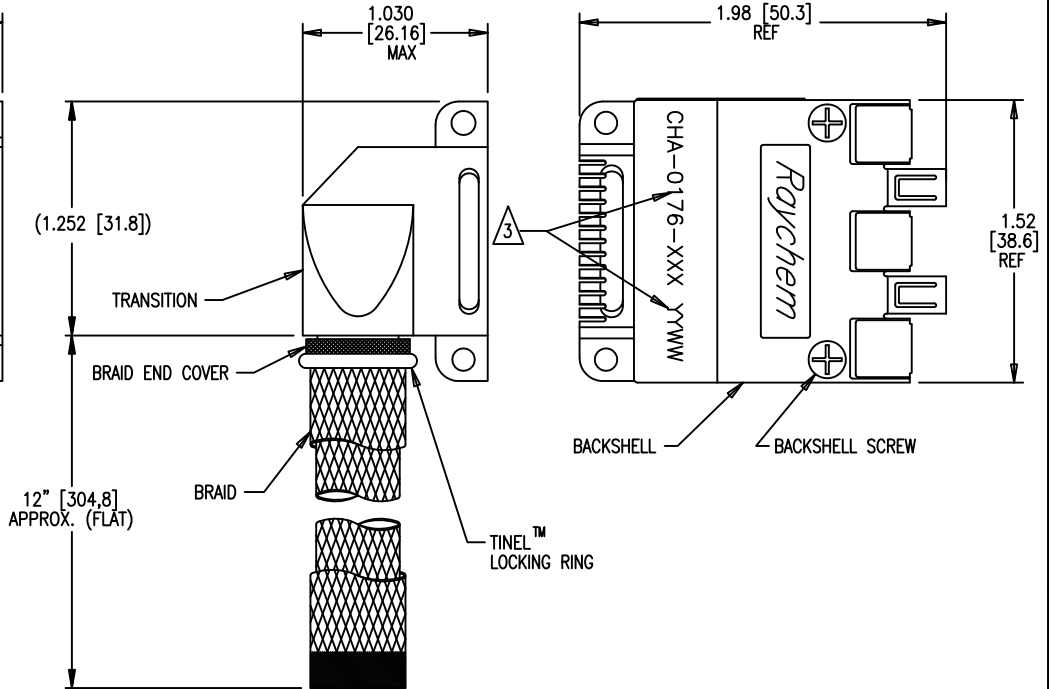
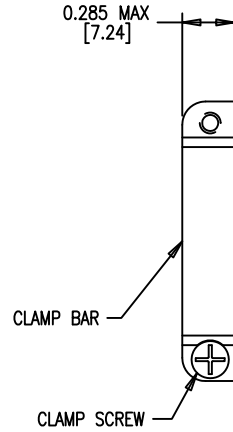
1. MATERIAL:

- A) BACKSHELL COPPER ALLOY 172 PER QQ-A-533.
- B) BACKSHELL SCREW STAINLESS STEEL PER QQ-S-763, 300 SERIES
- C) CLAMP BAR STAINLESS STEEL PER QQ-S-766, 300 SERIES
- D) TRANSITION ALUMINUM ALLOY PER QQ-A-356.
- E) CLAMP SCREW STAINLESS STEEL PER QQ-S-763, 300 SERIES
- F) BRAID COPPER ALLOY
- G) TINEL™ LOCK RING ALLOY X
- H) BRAID END COVER SILICONE ELASTOMER

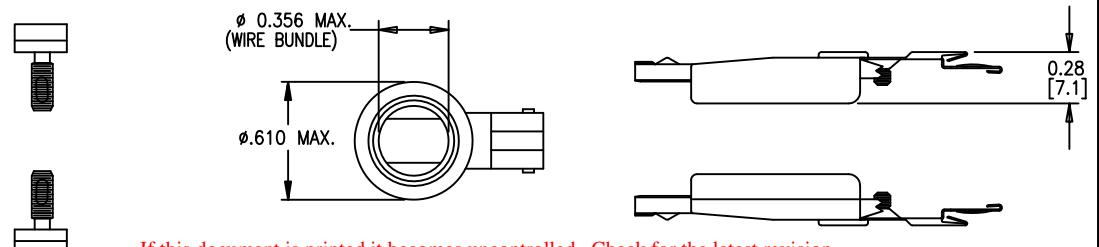
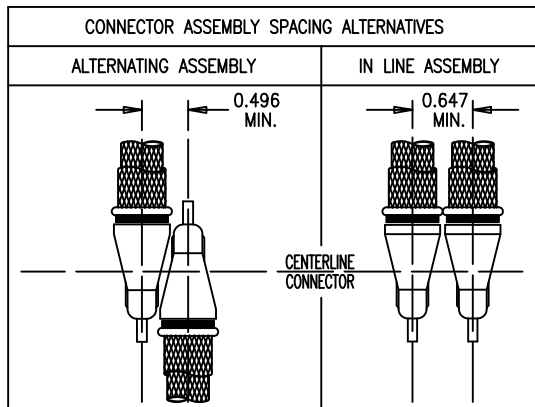
2. FINISH:

- A) BACKSHELL CADMIUM PLATED PER QQ-P-416
- B) BACKSHELL SCREW CADMIUM PLATED PER QQ-P-416
- C) CLAMP BAR CADMIUM PLATED PER QQ-P-416
- D) TRANSITION CADMIUM PLATED PER QQ-P-416
- E) CLAMP SCREW CADMIUM PLATED PER QQ-P-416
- F) BRAID TIN PLATED
- G) TINEL™ LOCK RING AS MANUFACTURED

3. RAYCHEM PART NUMBER CHA-0176-XXX AND DATE CODE ARE STAMPED APPROXIMATELY AS SHOWN. SEE TABULATION FOR PART NUMBERS.



P/N ³	DESCRIPTION	COMMENTS	WEIGHT (MAX.)	
			LBS.	GRAMS
CHA-0176	AS SHOWN		0.098	[44.45]
CHA-0176-010	AS SHOWN EXCEPT SUPPLIED W/O BRAID & BRAID END COVER	DESIGNED TO ACCOMMODATE A DOUBLE LAYER OF 36 GA. BRAID P/N QQ-B-575 R 36T 0375 OR A SINGLE LAYER OF 30 GA. BRAID P/N QQ-B-575 R 30T 0375 RECOMMENDED BRAID TERMINATION PROCEDURE IS DESCRIBED IN RAYCHEM SPECIFICATION NO. MIP-101	0.050	[22.68]
CHA-0176-011	AS SHOWN EXCEPT SUPPLIED W/O BRAID & BRAID END COVER	DESIGNED TO ACCOMMODATE A SINGLE LAYER OF 36 GA. BRAID P/N QQ-B-575 R 36T 0375 RECOMMENDED BRAID TERMINATION PROCEDURE IS DESCRIBED IN RAYCHEM SPECIFICATION NO. MIP-101	0.050	[22.68]



If this document is printed it becomes uncontrolled. Check for the latest revision

©1986-2011 Tyco Electronics. All rights reserved.

Raychem MTC CUSTOMER DRAWING

UNLESS OTHERWISE SPECIFIED DIMENSIONS ARE IN INCHES. METRIC DIMENSIONS ARE IN BRACKETS.	DRAWN	LUTTICKEN	12-10-86	 TE Connectivity	TITLE BACKSHELL, PLUG, 1 INCH, 3/8 INCH I.D. ROUND WIRE, 90 DEGREE, EME, CADMIUM PLATED, MTC SERIES
	CHECKED	J.B.			
	APPROVED	J.BLAIR	2-26-87		
	APPROVED	J.CAMERON	2-26-87		
DECIMALS .XXX ± .005 { .13 mm } .XX ± .02 { .5 mm }	CAD NAME	CHA-0176-XXX		SIZE	CAGE CODE: 06090
ANGLES .X ±	THIRD ANGLE PROJECTION			DWG. NO.	CHA-0176-XXX
WEIGHT SEE TABULATION				REV	A1
				SCALE: NONE	SHEET 1 OF 1

DWG. NO. CHA-0176-XXX SHEET 1