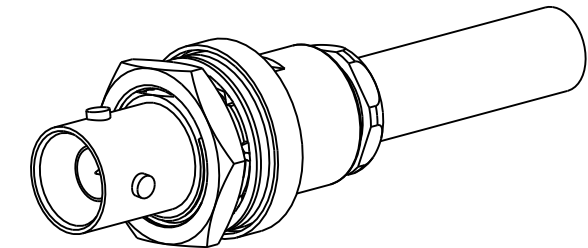


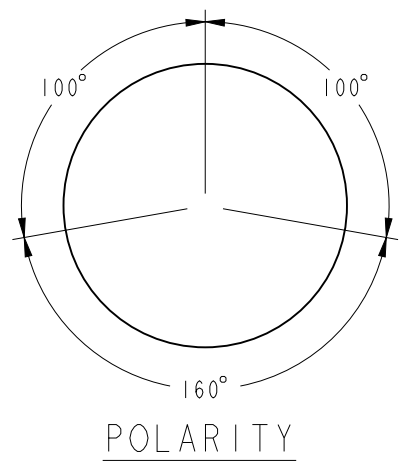
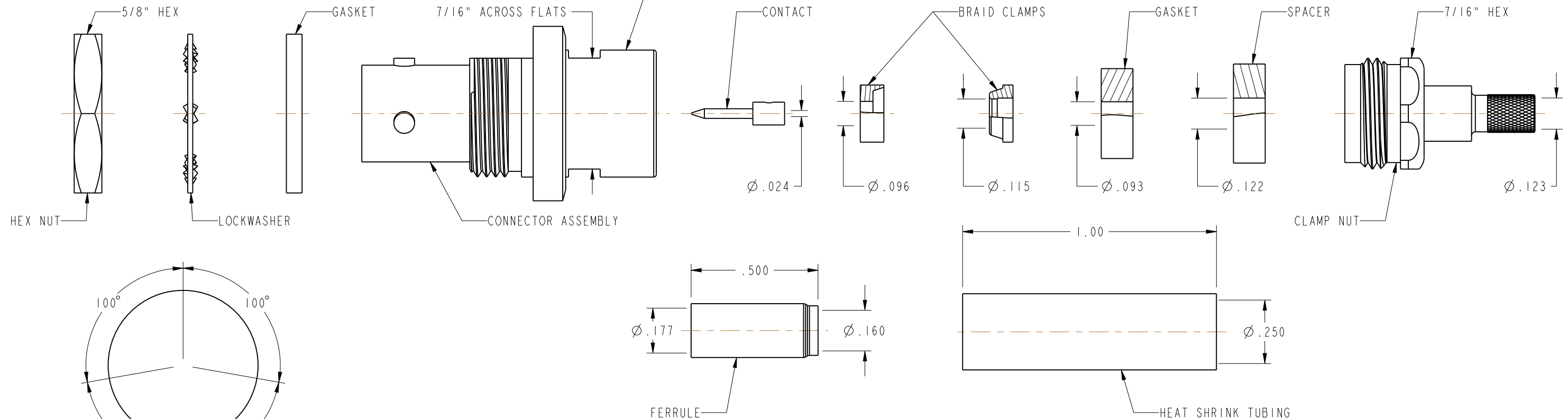
NOTES:

- MATERIALS AND FINISHES:  
 BODY - BRASS, NICKEL PLATING (.000100 MIN THICK)  
 INSULATOR - PTFE  
 CONTACT-INNER - BRASS, GOLD PLATING (.000050 MIN THICK)  
 CONTACT-OUTER - BRASS, GOLD PLATING (.000030 MIN THICK)  
 HEX NUT - BRASS, NICKEL PLATING (.000100 MIN THICK)  
 LOCKWASHER - PHOSPHER BRONZE, NICKEL PLATING (.000100 MIN THICK)  
 GASKET - SILICONE RUBBER  
 CLAMP - BRASS, SILVER PLATING (.000200 MIN THICK)  
 CLAMP NUT - BRASS, NICKEL PLATING (.000100 MIN THICK)  
 HEAT SHRINK TUBING - POLYOLEFIN  
 FERRULE - COPPER, NICKEL PLATING (.000100 MIN THICK)  
 WASHER - BRASS, SILVER PLATING (.000200 MIN THICK)
- ELECTRICAL:  
 A. IMPEDANCE: NON-CONSTANT CAN BE USED WITH 50, 75 AND 93 OHM TRIAXIAL CABLES  
 B. FREQUENCY RANGE: DC - 500 MHz  
 C. DIELECTRIC WITHSTANDING VOLTAGE: 5000 VRMS, MIN.
- MECHANICAL:  
 A. TEMPERATURE RANGE: -65° C TO 165° C
- FOR ASSEMBLY AND CABLE STRIPPING INSTRUCTIONS SEE 9-9950-233
- FERRULE TO BE CRIMPED WITH .178" HEX DIE  
 CONTACT TO BE SOLDERED

31-33546-17		REVISIONS			
DRAWING NO.	REV	DESCRIPTION	DATE	ECO	APPR
THIRD ANGLE PROJ.	--	RELEASE TO MFG.	--	--	--
	Y	REDRAW IN PRO-E; ADDED PARENTHESIS TO STAMP; ADDED COD	9/9/11	48728	MJS
	AA	ADD STAMP TO DWG	3/13/12	48944	CPM



SCALE 1.500



**CUSTOMER OUTLINE DRAWING**

ALL OTHER SHEETS ARE FOR INTERNAL USE ONLY

UNLESS OTHERWISE SPECIFIED, DIMENSIONS ARE IN INCHES AND TOLERANCES ARE: 2 PLACE DECIMAL ±.015 (0,381 mm) 3 PLACE DECIMAL ±.005 (0,127 mm) ANGLES ± 1°	MATERIAL	DRAWN M. SANCA	DATE 11-Aug-11	TITLE BNC SH. MNT. TRIAx CRIMP		Amphenol Amphenol Corporation Communication and Network Products Division Danbury, CT U.S.A. 06810	
	REFERENCE McDONNELL DOUGLAS SPEC. ST5MI344 JP5C	ENGINEER K. CAPOZZI	DATE 11-Aug-11				
NOTICE - These drawings, specifications, or other data (1) are, and remain the property of Amphenol Corp. (2) must be returned upon request; and (3) are confidential and not to be disclosed to any person other than those to whom they are given by Amphenol Corp. The furnishing of these drawings, specifications, or other data by Amphenol Corp., or to any other person to anyone for any purpose is not to be regarded by implication or otherwise in any manner licensing, granting rights or permitting such holder or any other person to manufacture, use or sell any product, process or design, patented or otherwise, that may in any way be related to or disclosed by said drawings, specifications, or other data.		APPROVED K. CAPOZZI	DATE 9/9/11	CODE ID 74868	DWG SIZE B	DRAWING NO. 31-33546-17	SCALE: 2.5:1
							SHEET 2 OF 2
		CAD FILE				REV AA	