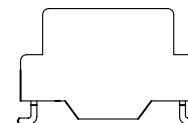
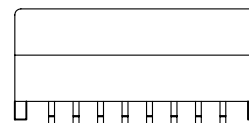



NOTES:

1. ROHS COMPLIANT
2. HEADER: DAP (DIALLYL PHTHALATE) WITH FLAMMABILITY RATING UL 94V-0 OR BETTER.
3. STORAGE TEMPERATURE: -20°C TO +125°C
4. COMPLIANCE TO J-STD:
 - A. J-STD-002: SOLDERABILITY AT 245°C REFLOW PROFILE
 - B. J-STD-020: LEVEL 1, NO MOISTURE SENSITIVE
 - C. J-STD-075: R7, 245°C MAXIMUM THROUGH REFLOW SOLDER
5. TO ORDER TAPE & REEL PACKAGING ADD A "T" SUFFIX TO THE PART NUMBER(i.e H1302FNL BECOMES H1302FNLT).

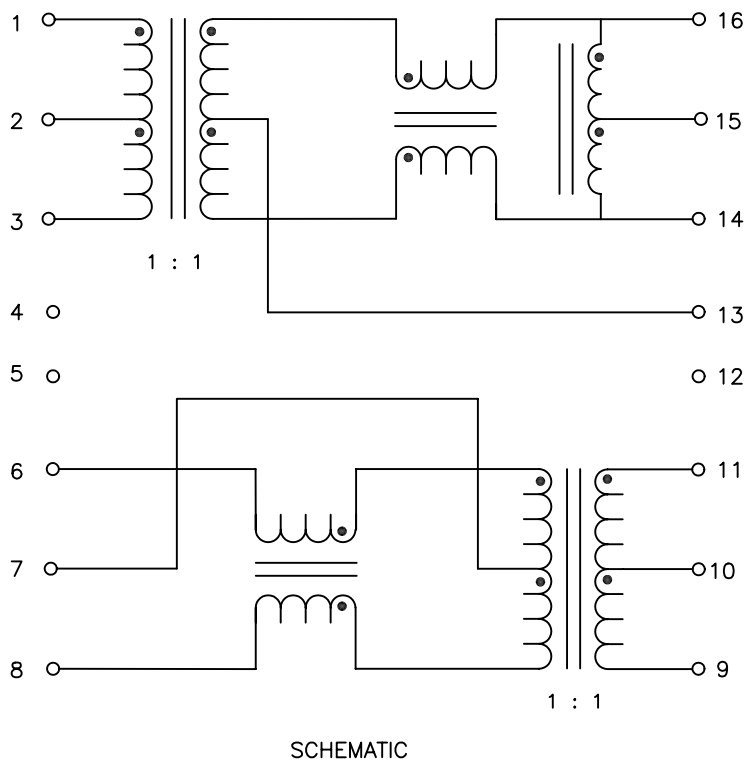


FINAL OUTLINE

© Copyright, 2014. Pulse Electronics Corp. All rights reserved. Pulse confidential & proprietary. (06/12/14)

| PRODUCT DESCRIPTION | TLA DRAWING | PS DRAWING | SHEET | PART NO. | DATASHEET REV. |
|------------------------|-------------|---------------|--------|----------|----------------|
| MDL,SIN,100D,1:1,SM,TU | H1302FNL-10 | PS-2005.002-D | 1 OF 3 | H1302FNL | A |

ELECTRICAL CHARACTERISTICS AT +25°C UNLESS OTHER SPECIFIED
MEETS IEEE 802.3 SPECIFICATION

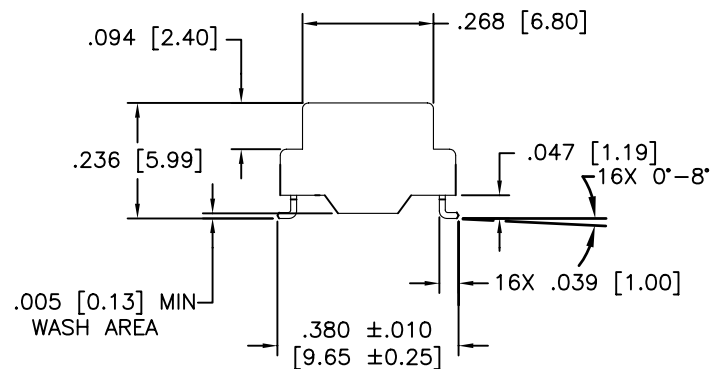
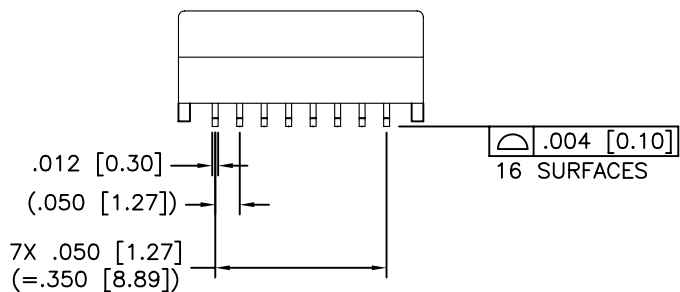
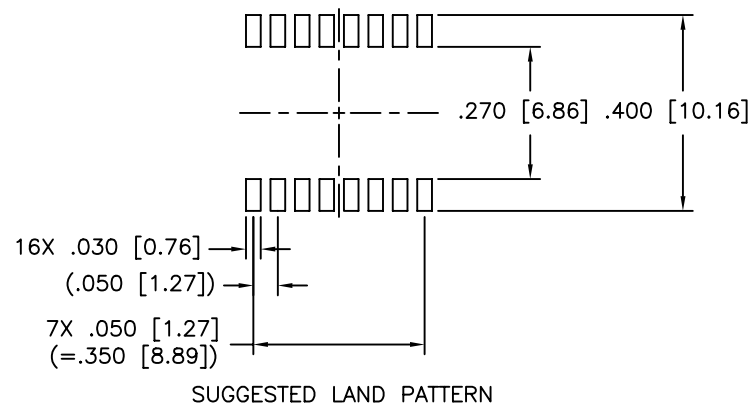
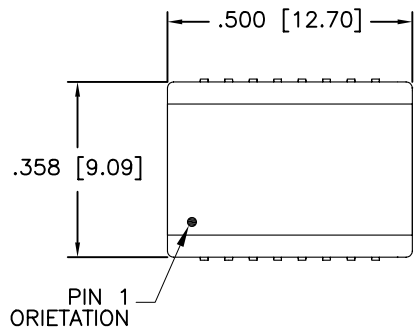


| PARAMETER | SPECIFICATIONS | | |
|--|--|---|------------|
| OPERATING TEMPERATURE | 0°C – 70 °C | | |
| TURNS RATIO | 1 : 1 ±2% | | |
| POLARITY | PER SCHEMATIC | | |
| INSERTION LOSS | 100 KHz | 1–125 MHz | |
| | -1.2 dB MAX | -0.2–0.002*f ^{1.4} dB MAX | |
| RETURN LOSS (Z OUT = 100 OHM ±15%) | .1–30 MHz | 30–60 MHz | 60–80 MHz |
| | -16 dB MIN | -10+20*LOG ₁₀ (f/60 MHz) dB MIN | -10 dB MIN |
| INDUCTANCE (OCL) (MEDIA SIDE, 0°C–70°C) | 350 uH MIN (MEASURED AT 100 KHz, 100 mVRMS) (AND WITH 8 mA DC BIAS) | | |
| CROSSTALK, ADJACENT CHANNELS | 1 MHz | 10–100 MHz | |
| | -50 dB MIN | -55+22*LOG ₁₀ (f/10) dB MIN | |
| COMMON MODE REJECTION RATIO | 1 MHz | 30–200 MHz | |
| | -42dB MIN | -15+20*LOG ₁₀ (f/200) dB MIN | |
| DC RESISTANCE, 1/2 WINDING | .65 OHMS MAX | | |
| DC RESISTANCE IMBALANCE | ±.065 OHMS MAX (CENTER TAP SYMMETRY) | | |
| INPUT – OUTPUT ISOLATION | 1500 VRMS MIN @ 60 SECONDS | | |

NOTE: f IS FREQUENCY IN MHz.

© Copyright, 2014. Pulse Electronics Corp. All rights reserved. Pulse confidential & proprietary. (06/12/14)

| PRODUCT DESCRIPTION | TLA DRAWING | PS DRAWING | SHEET | PART NO. | DATASHEET REV. |
|------------------------|-------------|---------------|--------|----------|----------------|
| MDL,SIN,100D,1:1,SM,TU | H1302FNL-10 | PS-2005.002-D | 2 OF 3 | H1302FNL | A |



DIMENSIONS ARE IN INCHES [MILLIMETERS] WITH THE FOLLOWING TOLERANCES: [MILLIMETERS] ARE FOR REFERENCE ONLY.
 .XX= ±.01 [±0.25]
 .XXX= ±.005 [±0.13]

© Copyright, 2014. Pulse Electronics Corp. All rights reserved. Pulse confidential & proprietary. (06/12/14)

| PRODUCT DESCRIPTION | TLA DRAWING | PS DRAWING | SHEET | PART NO. | DATASHEET REV. |
|------------------------|-------------|---------------|--------|----------|----------------|
| MDL,SIN,100D,1:1,SM,TU | H1302FNL-10 | PS-2005.002-D | 3 OF 3 | H1302FNL | A |