

Base strip - MCD 0.5/10-G1-2.5 - 1894888

Please be informed that the data shown in this PDF Document is generated from our Online Catalog. Please find the complete data in the user's documentation. Our General Terms of Use for Downloads are valid (<http://download.phoenixcontact.com>)



Header, Nominal current: 4 A, Rated voltage (III/2): 160 V, Number of positions: 10, Pitch: 2.5 mm, Color: green, Contact surface: Tin, Assembly: Soldering

The figure shows a 10-position version of the product

Why buy this product

- Low-profile double-level pin strips with high contact density
- Plug-in direction parallel and vertical to the PCB
- Without offset levels, for flush installation on the front of devices



Key commercial data

Packing unit	1
Minimum order quantity	50
Catalog page	Page 173 (CC-2011)
GTIN	 4 017918 162153
Custom tariff number	85366990
Country of origin	POLAND

Technical data

Dimensions / positions

Length	17.5 mm
Pitch	2.5 mm
Dimension a	22.5 mm
Number of positions	10
Pin dimensions	0,8 x 0,8 mm
Hole diameter	1.2 mm

Technical data

Range of articles	MCD 0,5/...-G1
Insulating material group	I
Rated surge voltage (III/3)	1.5 kV
Rated surge voltage (III/2)	2.5 kV

Base strip - MCD 0.5/10-G1-2.5 - 1894888

Technical data

Technical data

Rated surge voltage (II/2)	2.5 kV
Rated voltage (III/2)	160 V
Rated voltage (II/2)	320 V
Connection in acc. with standard	EN-VDE
Nominal current I _N	4 A
Nominal voltage U _N	80 V
Maximum load current	4 A
Insulating material	PA
Inflammability class according to UL 94	V0
Color	green
Nominal voltage, UL/CUL Use Group B	125 V
Nominal current, UL/CUL Use Group B	4 A

Classifications

eclass

eCl@ss 4.0	272607xx
eCl@ss 4.1	27260701
eCl@ss 5.0	27260701
eCl@ss 5.1	27260701
eCl@ss 6.0	27260704
eCl@ss 7.0	27440402

etim

ETIM 3.0	EC001121
ETIM 4.0	EC002637
ETIM 5.0	EC002637

unspsc

UNSPSC 6.01	30211810
UNSPSC 7.0901	39121409
UNSPSC 11	39121409
UNSPSC 12.01	39121409
UNSPSC 13.2	39121409

Approvals

Approvals

Approvals

UL Recognized / VDE report with production monitoring / cUL Recognized / GOST / IECCE CB Scheme / GOST / cULus Recognized


Base strip - MCD 0.5/10-G1-2.5 - 1894888


Approvals


Ex Approvals

Approvals submitted

Approval details

UL Recognized 	
	B
Nominal current I _N	4 A
Nominal voltage U _N	125 V

VDE report with production monitoring 	
Nominal current I _N	4 A
Nominal voltage U _N	80 V

cUL Recognized 	
	B
Nominal current I _N	4 A
Nominal voltage U _N	125 V

GOST 	
--	--

IECEE CB Scheme	
Nominal current I _N	4 A
Nominal voltage U _N	80 V

GOST 	
--	--

Base strip - MCD 0.5/10-G1-2.5 - 1894888

Approvals

cULus Recognized 

Accessories

Accessories

Marking

Marker cards - SK 2,54/2,8:FORTL.ZAHLEN - 0804853



Marker cards, Card, white, labeled, Horizontal: Consecutive numbers 1 - 10, 11 - 20, etc. up to 91 - 99, Mounting type: Adhesive, For terminal block width: 2.54 mm

Plug/Adapter

Coding profile - CP-MC 0,5 - 1881435



Keying profile, is inserted into the groove in the header, red insulating material

Additional products

Printed-circuit board connector - FK-MC 0,5/10-ST-2,5 - 1881406

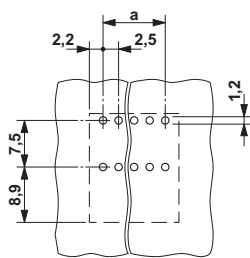


Plug component, Nominal current: 4 A, Rated voltage (III/2): 160 V, Number of positions: 10, Pitch: 2.5 mm, Connection method: Spring-cage conn., Color: green, Contact surface: Tin

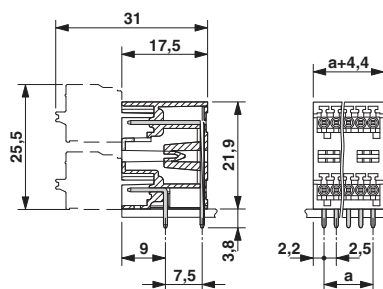
Drawings

Base strip - MCD 0.5/10-G1-2.5 - 1894888

Drilling diagram



Dimensioned drawing



© Phoenix Contact 2012 - all rights reserved
<http://www.phoenixcontact.com>