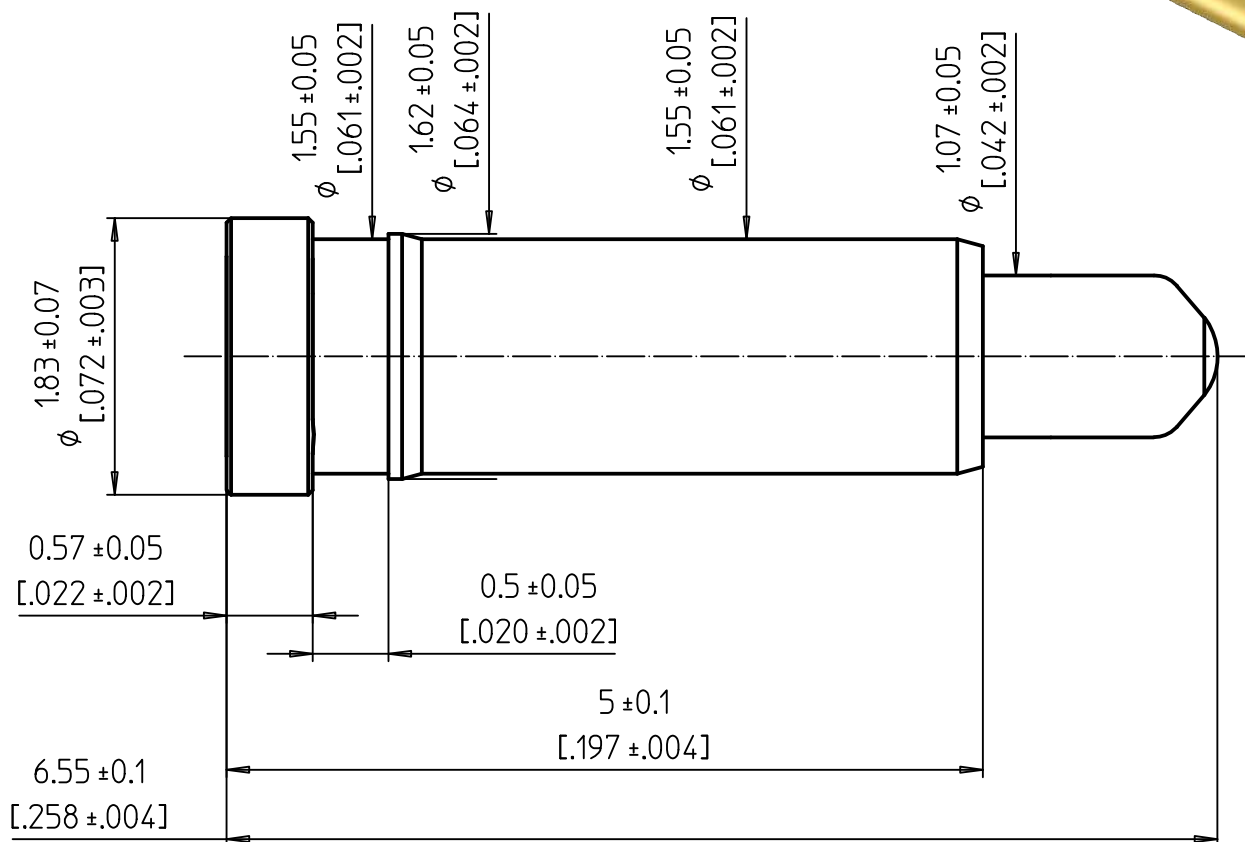
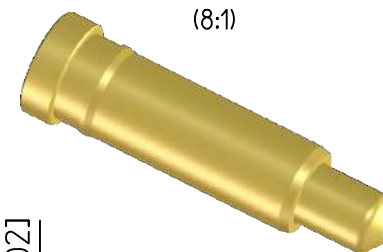
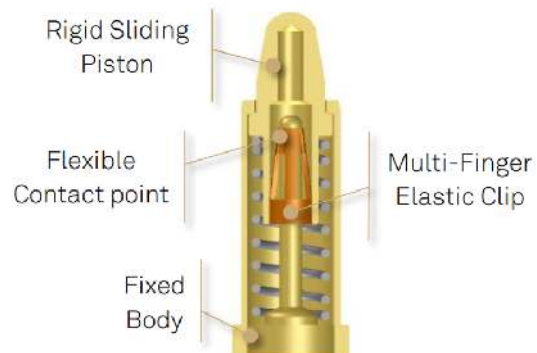


### Spring Loaded Contacts With PRECI-DIP Integrated CLIP



**NOTES:**

**MECHANICAL REQUIREMENTS:**

Durability: 20'000 cycles  
Working stroke between H1 and H2 : S= 120 mm [0.47']  
Spring forces (F):  
Finit= 0.50 N at Hinit= 6.55 mm [257']  
F1= 0.57 N at H1= 6.35 mm [250']  
Fnom= 0.82±0.15 N at Hnom= 5.75 mm [226']  
F2= 1.0 N at H2= 5.15 mm [202']

Forces are measured in mean value of compression / decompression

**ELECTRICAL REQUIREMENTS:**

Contact resistance:  
R= 30 mOhms max in static mode at Hnom  
Current per individual contact in free air at ambient temperature:  
ICont= 5 A at Hnom with temperature raise max 30°C

**ENVIRONMENTAL REQUIREMENTS:**

Operating temperature: -25 °C / +125 °C  
Storage temperature: -40 °C / +125 °C  
Relative humidity: 5% / 95%

**MATERIALS / PLATINGS:**

Contact interfaces plated with 0.5 µm [20µ'] gold over Nickel  
Spring: Stainless steel  
Clip : Beryllium Copper

**SOLDERING :**

Recommended PCB pad size : 2.0 mm [0.78']  
Solderability J-STD-002A, Test A 245°C, 5s, solder alloy SnAg3.8Cu0.7  
Resistance to soldering heat J-STD-020C, 260°C, 20S

**INSULATOR :**

If assembling pin into moulding :  
Recommended hole size : Ø1.58 [0.62']

Series 0900-CLIP  
High Reliability  
Spring Loaded Contact



**preci-dip**  
swiss world connects



90642-AS // 0907-0-CLIP

Remplacé par:

25:1

Dessiné

21.04.2022

C.Bidault

Contrôlé

N° dessin

0907-0-CLIP