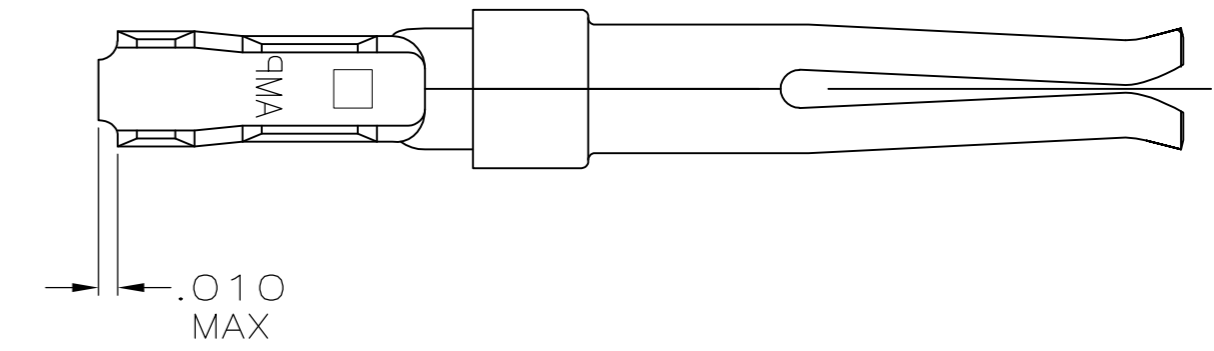
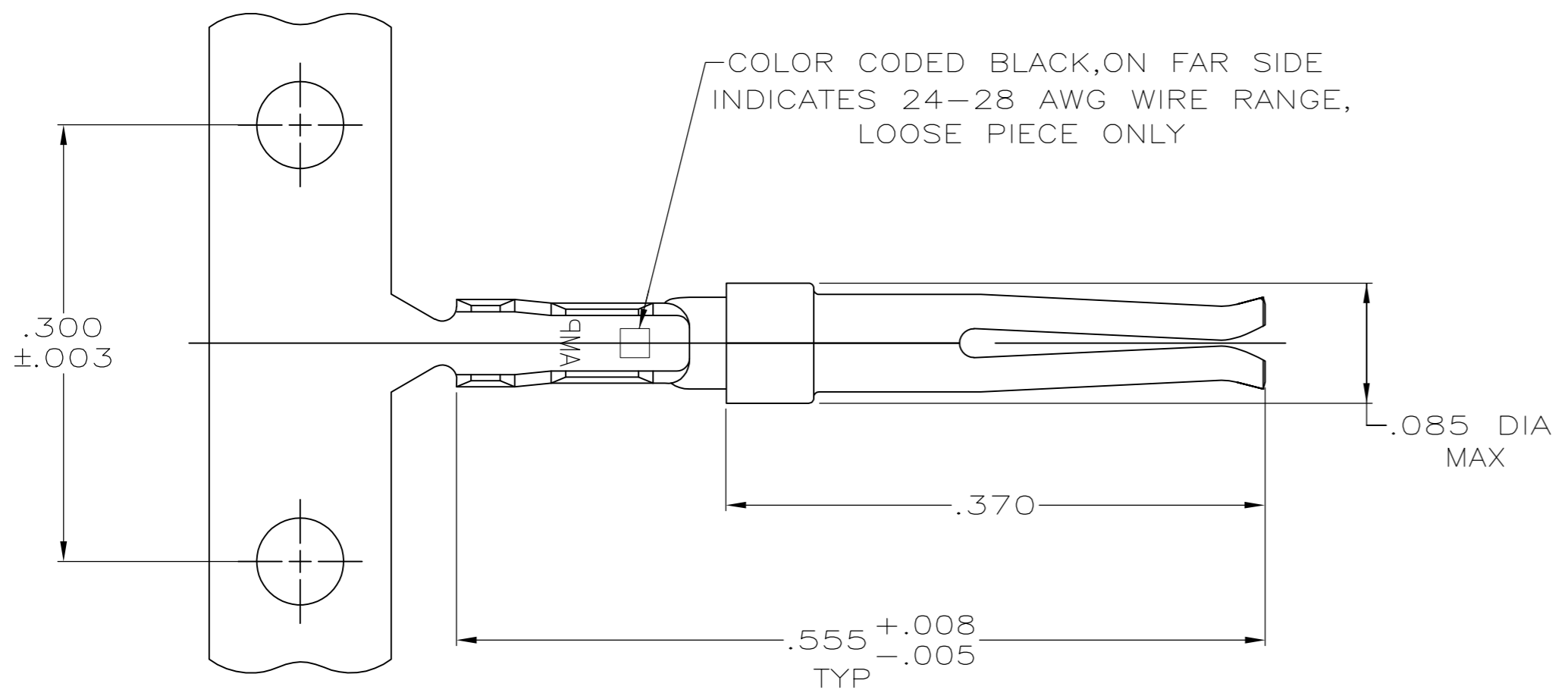
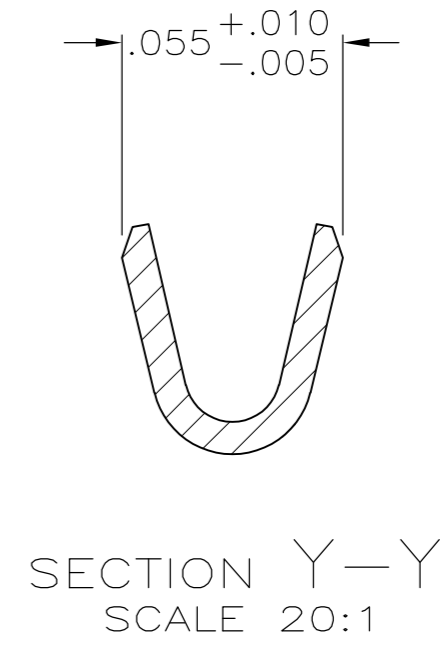
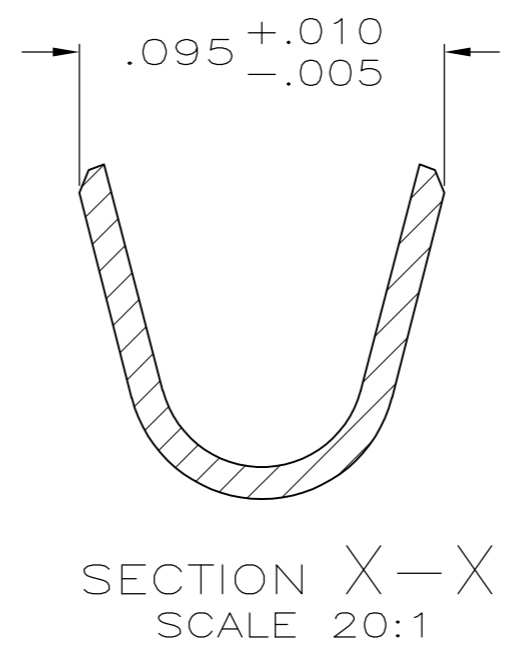
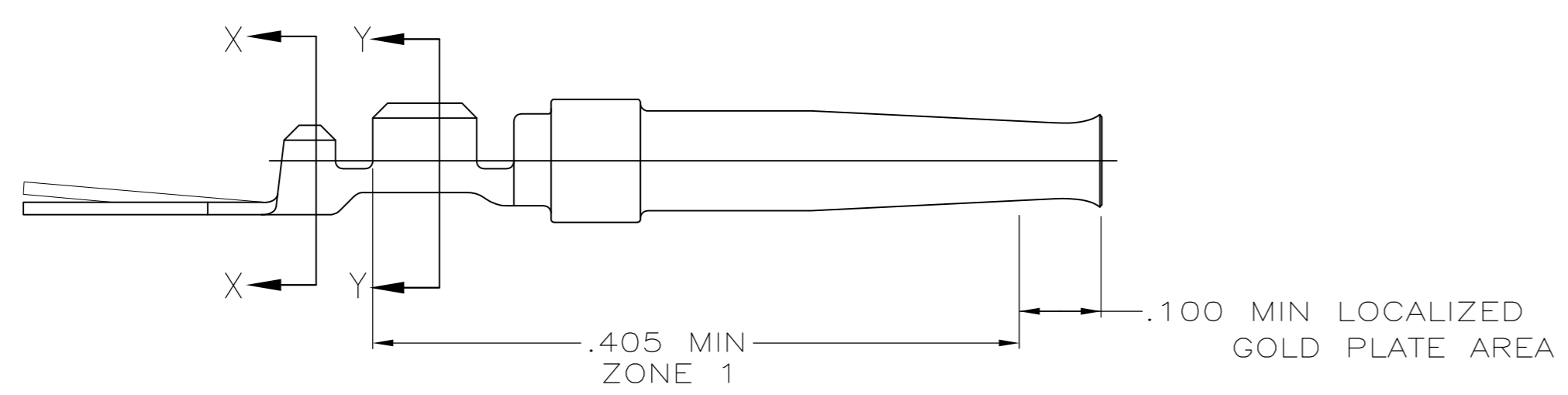


THIS DRAWING IS UNPUBLISHED. RELEASED FOR PUBLICATION
 © COPYRIGHT - By - ALL RIGHTS RESERVED.

LOC	DIST	REVISIONS					
GP	00	P	LTR	DESCRIPTION	DATE	DWN	APVD
		N		REVISED PER ECO-12-021696	27FEB2013	CJV	CWR



DETAIL Z



- 1 GOLD PLATING PER MIL-G-45204
NICKEL PLATING PER QQ-N-290
TIN PLATING PER MIL-T-10727.
- 2 .000030 MIN GOLD IN LOCALIZED PLATE AREA, .000100 MIN TIN ON WIRE BARRELS, ALL OVER .000050 MIN NICKEL.
- 3 GOLD FLASH IN LOCALIZED PLATE AREA, .000100 MIN TIN ON WIRE BARRELS, ALL OVER .000030 MIN NICKEL.
- 4. CRIMP STRIP USING AMP MINI APPLICATOR.
- 5. CRIMP LOOSE PIECE USING AMP HAND TOOL ONLY.
- 6. CONTACT ACCEPTS WIRE RANGE OF 24-28 AWG AND INSULATION RANGE OF .050-.060.
- 7 PLATED WITH .000030 GOLD ON INSIDE OF LOCALIZED GOLD PLATE AREA, GOLD FLASH ON ZONE 1, ALL OVER .000050 NICKEL UNDERPLATE.
-OR-
GOLD FLASH OVER PALLADIUM NICKEL .000030 TOTAL ON INSIDE OF LOCALIZED GOLD PLATE AREA, GOLD FLASH ON ZONE 1, ALL OVER .000050 NICKEL UNDERPLATE.

SUPERSEDED BY 66683-4	2	SEE DETAIL Z	1-66683-2
OBSOLETE	2	-	1-66683-0
SUPERSEDED BY 66683-4	3	SEE DETAIL Z	66683-9
OBSOLETE	3	-	66683-7
	4	SEE DETAIL Z	66683-4
	7	-	66683-2
FINISH		LOOSE PIECE	PART NUMBER

THIS DRAWING IS A CONTROLLED DOCUMENT. DIMENSIONING AND TOLERANCING PER ASME Y14.5M-2009		DWN C.REIFSNYDER 23 JAN 96	TE Connectivity	
DIMENSIONS: INCHES		CHK R.STONE 26 MAR 96	NAME	
TOLERANCES UNLESS OTHERWISE SPECIFIED:		APVD P.FEINBERG 04 APR 96	SOCKET CONTACT, SIZE 20 DF, AMPLIMITE™	
0 PLC ± -		PRODUCT SPEC	SIZE	RESTRICTED TO
1 PLC ± -		APPLICATION SPEC	CAGE CODE	
2 PLC ± -			DRAWING NO	
3 PLC ± .005			A2 00779	
4 PLC ± -			C=66683	
ANGLES ± -		WEIGHT	SCALE	SHEET
FINISH			10:1	1 of 1
PHOSPHOR BRONZE PER QQ-B-750		CUSTOMER DRAWING	REV	N
SEE TABLE				