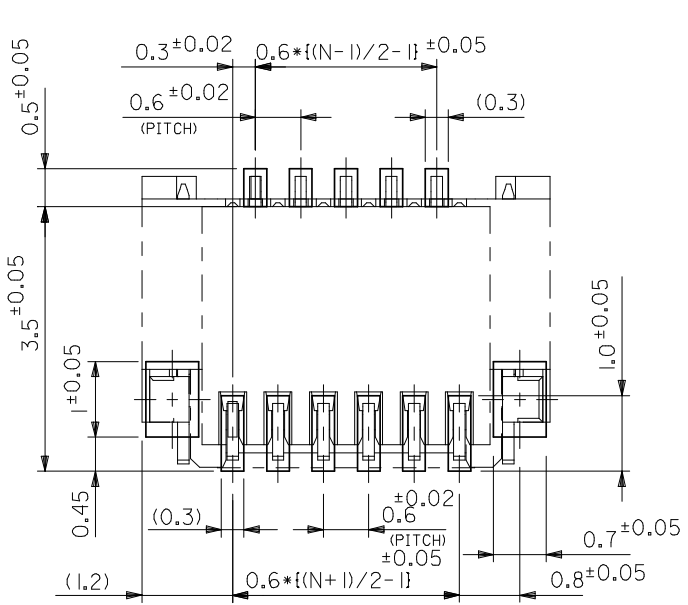


6.6	5.4	6.0	8.4	500797-2160	21
D	C	B	A	MATERIAL NO.	CIRCUIT
				500797-**60	MODEL No.

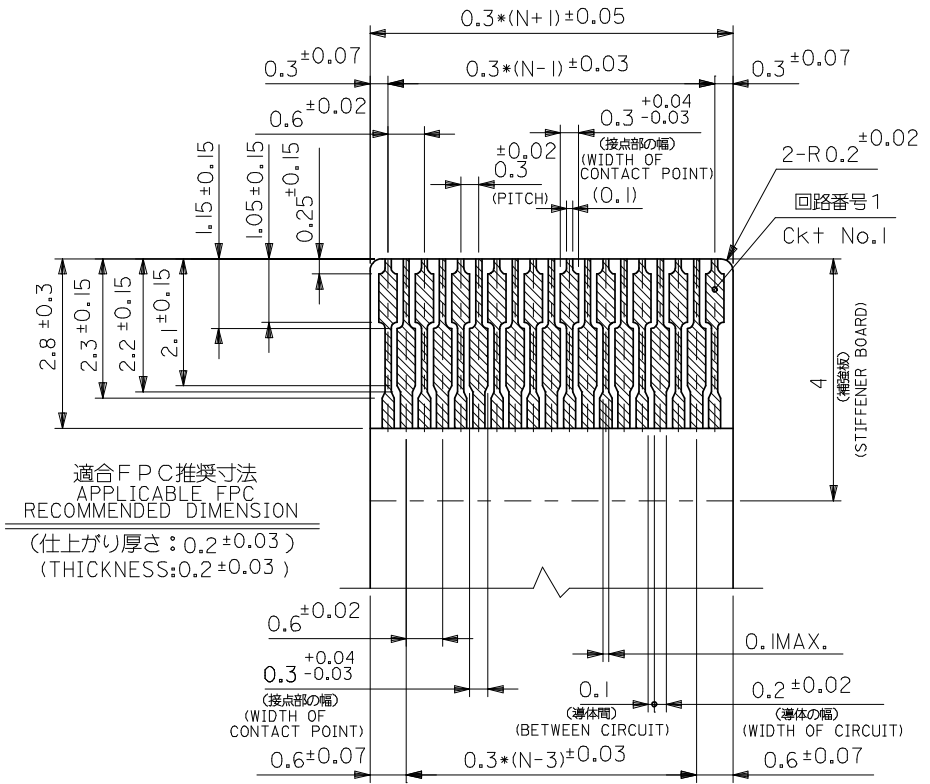
REVISED EC NO.: J2009-0416 DRWN: MABEI 2008/08/21 CHKD: HAYASHI 2008/08/25 APPR: NUKITA 2008/08/25	GENERAL TOLERANCES (UNLESS SPECIFIED)		DIMENSION STYLE MM ONLY		SCALE ---	DESIGN UNITS METRIC	THIRD ANGLE PROJECTION
	10 UNDER	±0.2	DRAWN BY TKON	DATE 2007/01/18	TITLE 0.3 FPC CONN E/O HSG ASSY (HGT=1.05MM) GOLD PLATING -LEAD FREE-		
	10 OVER 30 UNDER	±0.25	CHECKED BY YMAEDA	DATE 2007/01/18	MOLEX INCORPORATED		
	30 OVER	±0.3	APPROVED BY NUKITA	DATE 2007/01/18	MATERIAL NO. SEE TABLE		
	ANGULAR ±3 °		MATERIAL NO. SEE TABLE		DOCUMENT NO. SD-500797-007		SHEET NO. 1 OF 2
A	DRAFT WHERE APPLICABLE MUST REMAIN WITHIN DIMENSIONS		SIZE A3		THIS DRAWING CONTAINS INFORMATION THAT IS PROPRIETARY TO MOLEX INCORPORATED AND SHOULD NOT BE USED WITHOUT WRITTEN PERMISSION		



参考基板レイアウト図
(マウント面)
(MOUNTING SIDE)

注記 NOTES

- 使用材料 MATERIAL
 ハウジング : 液晶ポリマー ガラス充填 UL94V-0
 HOUSING : LIQUID CRYSTAL POLYMER (GLASS FILLED) UL94V-0
 アクチュエータ : 46 ナイロン ガラス充填 UL94V-0
 ACTUATOR : 46 NYLON (GLASS FILLED) UL94V-0
 ターミナル : 銅合金 (t=0.15), ニッケル下地金メッキ
 TERMINAL : COPPER ALLOY, GOLD OVER NICKEL PLATING.
 金具 : リン青銅 (t=0.15), ニッケル下地スズメッキ
 FITTING NAIL : PHOSPHOR-BRONZE, TIN OVER NICKEL PLATING.
- ソルダーテール半田付け面のズレ量、及び金具半田付け面のズレ量は、基準面 に対し、上方向 0.1MAXIMUM 下方向 0.15MAXIMUM とする。又、相互のバラツキ量は 0.1MAXIMUM とする。
 MISALIGNMENT OF SOLDER TAILS AND FITTING NAILS FROM
 UPPER DIRECTION : 0.1 MAXIMUM, LOWER DIRECTION : 0.15 MAXIMUM.
 OFFSET BETWEEN SOLDER TAILS AND FITTING NAILS : 0.1 MAXIMUM.



適合FPC推奨寸法
 APPLICABLE FPC
 RECOMMENDED DIMENSION
 (仕上がり厚さ: 0.2±0.03)
 (THICKNESS: 0.2±0.03)

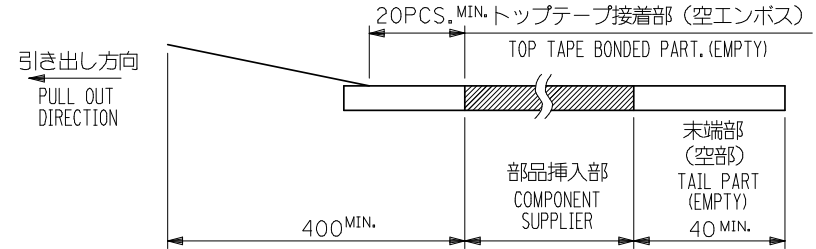
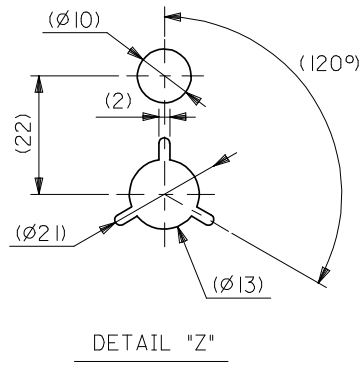
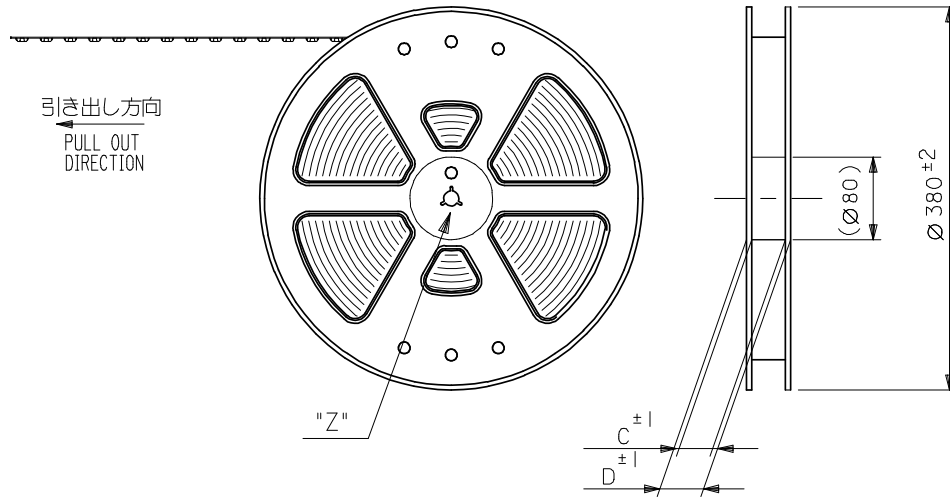
FPCについて:
 打抜き方向は導体側から補強板側を推奨いたします。
 導体部については軟銅箔35マイクロメートルまたは50マイクロメートルを推奨致します。
 補強フィルム材質はポリイミドを推奨します。
 接着剤は熱硬化接着剤を推奨します。

ABOUT FPC
 RECOMMENDED PUNCHER DIRECTION : FROM CONDUCTOR SIDE TO STIFFENER FILM SIDE.
 RECOMMENDED CONDUCTOR SPEC :
 THICKNESS OF SOFT COPPER FOIL : 35 MICROMETER OR 50 MICROMETER
 RECOMMENDED MATERIAL :
 STIFFENER FILM : POLYIMIDE
 BONDING AGENT : THERMOSETTING BONDING AGENT

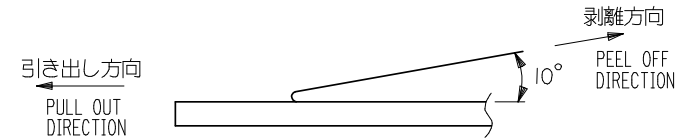
REVISED EC NO: J2009-0416 DRWN: MWABEI 2008/08/21 CHKD: HAYASHI 2008/08/25 APPR: NUKITA 2008/08/25	DESCRIPTION REV	GENERAL TOLERANCES (UNLESS SPECIFIED)		DIMENSION STYLE MM ONLY		SCALE ---	DESIGN UNITS METRIC	MODEL NO. 500797-xx60	
		10 UNDER ±0.2		DRAWN BY T. KON		DATE 2007/01/18		TITLE 0.3 FPC CONN E/O HSG ASSY (HGT=1.05MM) GOLD PLATING -LEAD FREE-	
		10 OVER 30 UNDER ±0.25		CHECKED BY YMAEDA		DATE 2007/01/18		MATERIAL NO. MOLEX INCORPORATED	
		30 OVER ±0.3		APPROVED BY NUKITA		DATE 2007/01/18		DOCUMENT NO. SD-500797-007	
ANGULAR ±3 °		DRAFT WHERE APPLICABLE MUST REMAIN WITHIN DIMENSIONS		SIZE A3		SHEET NO. 2 OF 2		THIS DRAWING CONTAINS INFORMATION THAT IS PROPRIETARY TO MOLEX INCORPORATED AND SHOULD NOT BE USED WITHOUT WRITTEN PERMISSION	

NOTES

- 製品詳細寸法については図面 SD-500797-007 を参照下さい。
RE DETAILED DIMENSION, SEE SD-500797-007
- 梱包数量：3000個/リール
NUMBER OF CONNECTORS : 3000PCS/REEL
- リードテープ長さ LEAD TAPE LENGTH

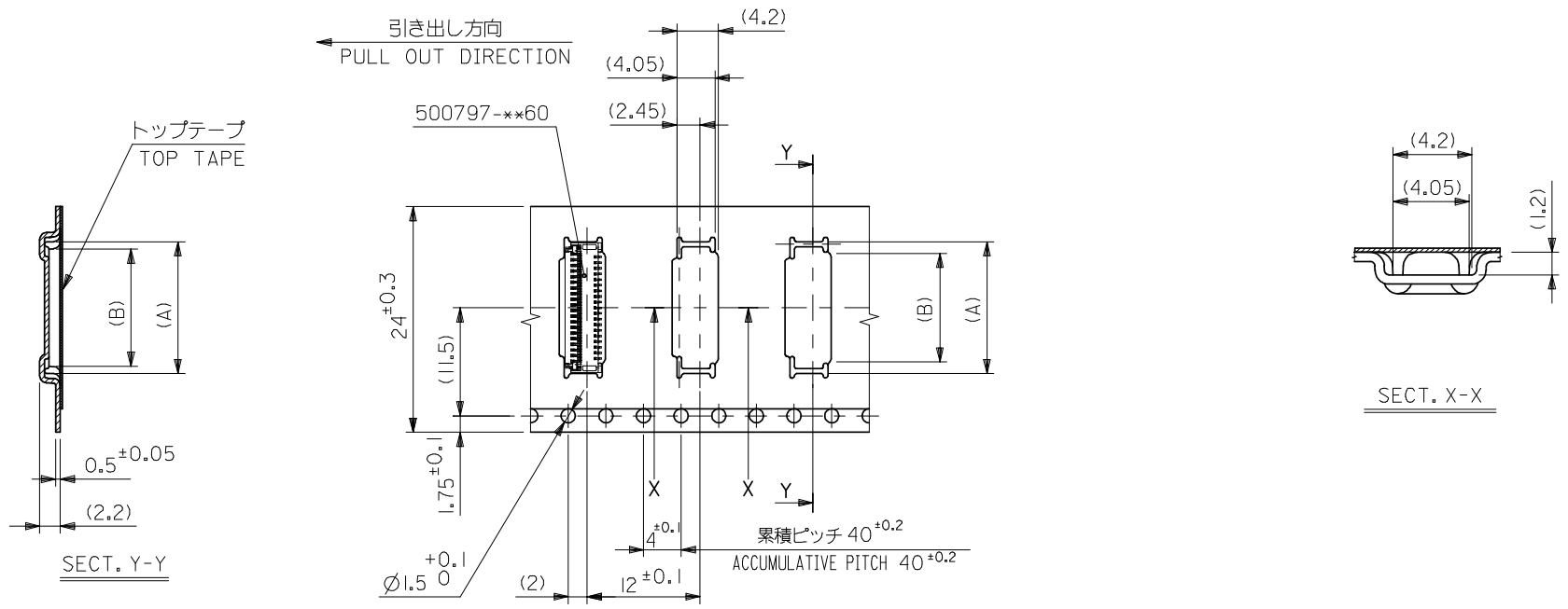


- トップテープの剥離強度：0.1N ~ 1.3N(10.2gf ~ 132.6gf)
(剥離方向は下図参照)
尚、本規格値は出荷時に適用。(但し、輸送時に剥離が発生しないこと。)
PEELING OFF FORCE OF TOP TAPE : 0.1N ~ 0.7N(10.2gf ~ 71.4gf)
(PEELING DIRECTION AS SHOWN IN FOLLOWING FIG.)
THIS REQUIREMENT SHOULD BE APPLIED AT SHIPMENT.
PEEL OFF SHOULD NOT BE ALLOWED , DURING TRANSPORTATION.



- 材料(MATERIAL)
キャリアテープ(CARRIER TAPE) : ポリプロピレン(POLYPROPYLENE)
トップテープ(TOP TAPE) : PET , PE , PEF
リール(REEL) : ポリスチレン (PS) <リサイクル材含む>
POLYSTYREN (PS) <RECYCLE MATERIAL CONTAINED>
- C寸法は SHEET 2 ~ 3 を参照下さい。
SEE SHEET 2 ~ 3 (DIMENSION C).
- 欠品無きこと。
THERE SHALL BE NO MISSING PRODUCTS.

REVISED EC NO: J2009-0416 DRWN: MABEL 2008/08/21 CHKD: MAYASHI 2008/08/25 APPR: NUKITA 2008/08/25	DESCRIPTION	GENERAL TOLERANCES (UNLESS SPECIFIED)		DIMENSION STYLE MM ONLY	SCALE ---	500797-**95	MODEL NO.	
		10 UNDER	±0.2	DRAWN BY TKON	DATE 2007/01/18	DESIGN UNITS METRIC	THIRD ANGLE PROJECTION	
		10 OVER 30 UNDER	±0.25	CHECKED BY YMAEDA	DATE 2007/01/18	TITLE EMBSTP PKG FOR 0.3 FPC CONN (HGT=1.05MM) GOLD PLATING -LEAD FREE-		
		30 OVER	±0.3	APPROVED BY NUKITA	DATE 2007/01/18	MOLEX INCORPORATED		
A	REV	ANGULAR	±3 °	MATERIAL NO. SEE SHEET 2	DOCUMENT NO. SD-500797-008	SHEET NO. 1 OF 2		
		DRAFT WHERE APPLICABLE MUST REMAIN WITHIN DIMENSIONS		THIS DRAWING CONTAINS INFORMATION THAT IS PROPRIETARY TO MOLEX INCORPORATED AND SHOULD NOT BE USED WITHOUT WRITTEN PERMISSION				



24mm幅キャリアテープ
24mm WIDTH CARRIER TAPE

24	29.4	25.4	6.4	8.6	500797-2160	500797-2195	21
キャリアテープ幅 CARRIER TAPE WIDTH	D	C	(B)	(A)	CONNECTOR	製品番号 MATERIAL No.	極数 Ck+
						500797-**95	MODEL No.

REVISED EC NO: J2009-0416 DRWN: MABEI 2008/08/21 CHKD: MAYASHI 2008/08/25 APPR: NUKITA 2008/08/25	DESCRIPTION A	GENERAL TOLERANCES (UNLESS SPECIFIED)		DIMENSION STYLE MM ONLY		SCALE ---	DESIGN UNITS METRIC	THIRD ANGLE PROJECTION		
		10 UNDER	±0.2	DRAWN BY YMAEDA	DATE 2006/06/28	TITLE EMBSTP PKG FOR 0.3 FPC CONN (HGT=1.05MM) GOLD PLATING -LEAD FREE-				
		10 OVER 30 UNDER	±0.25	CHECKED BY MTANAKA	DATE 2006/06/28	MOLEX INCORPORATED				
		30 OVER	±0.3	APPROVED BY NUKITA	DATE 2006/06/28	DOCUMENT NO. SD-500797-008				
ANGULAR ±3 °		DRAFT WHERE APPLICABLE MUST REMAIN WITHIN DIMENSIONS		MATERIAL NO. SEE TABLE		SHEET NO. 2 OF 2				
				SIZE A3		THIS DRAWING CONTAINS INFORMATION THAT IS PROPRIETARY TO MOLEX INCORPORATED AND SHOULD NOT BE USED WITHOUT WRITTEN PERMISSION				