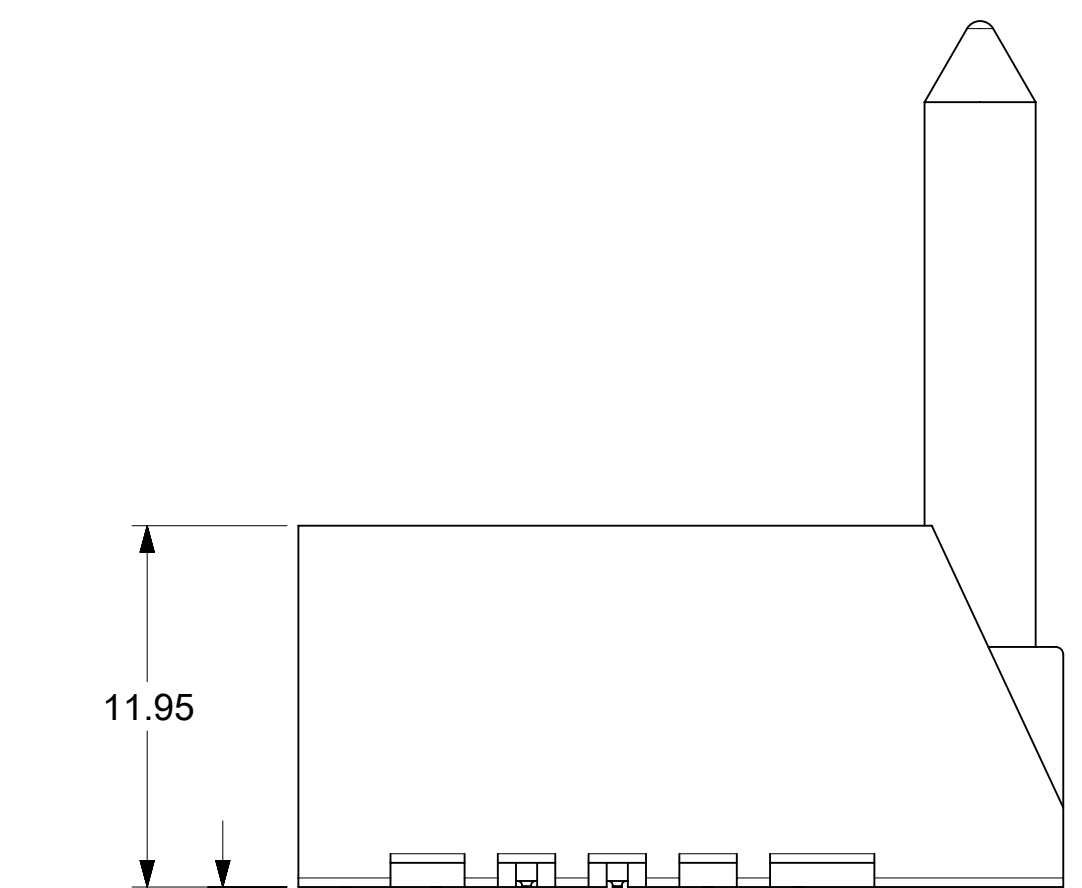


KEY SHOWN
IN POSITION "A"

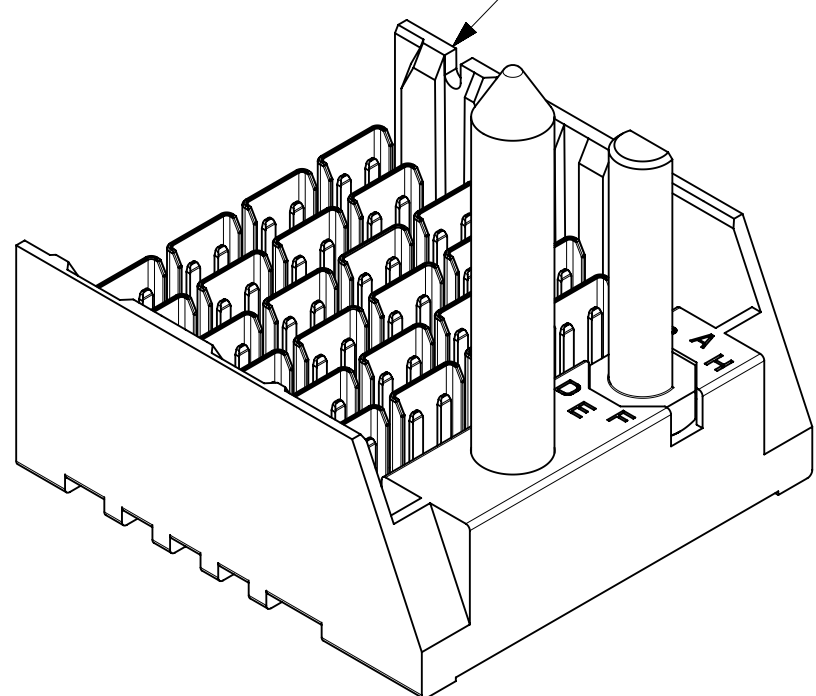
NOTES:

1. MATERIALS: HOUSING - LIQUID CRYSTAL POLYMER (LCP)
GLASS-FILLED, UL94V-0
TERMINALS - HIGH PERFORMANCE COPPER ALLOY
2. FINISH: 30uIN GOLD IN CONTACT AREA.
SELECTIVE TIN ON PCB TAILS.
NICKEL OVERALL.
3. REFER TO MOLEX PRODUCT SPECIFICATION PS-171320-999 FOR PERFORMANCE SPECIFICATIONS.
4. THIS PART CONFORMS TO CLASS B REQUIREMENTS OF MOLEX COSMETIC SPEC PS-45499-002.
5. PRODUCT WILL BE PACKAGED PER PK-78888-084.
6. SEE SHEETS 2, 3, AND 4 FOR HOLE PATTERN AND MATED PART DIMENSIONS.
7. MATES WITH IMPEL DC SERIES NUMBER 171329.
8. REFER TO IMPEL PCB ROUTING GUIDE AS-171320-990 FOR ANTIPAD, ROUTING RECOMMENDATIONS, AND ADDITIONAL PCB INFORMATION.
9. THE KEEP-OUT ZONE FOR THE BP HOUSING LENGTH INCLUDES THE NECESSARY SPACE REQUIRED FOR THE MATING DAUGHTERCARD HOUSING.
10. PART IS SUPPLIED WITH ONE 2-56 UNC-2A SCREW (P/N 73774-1000).

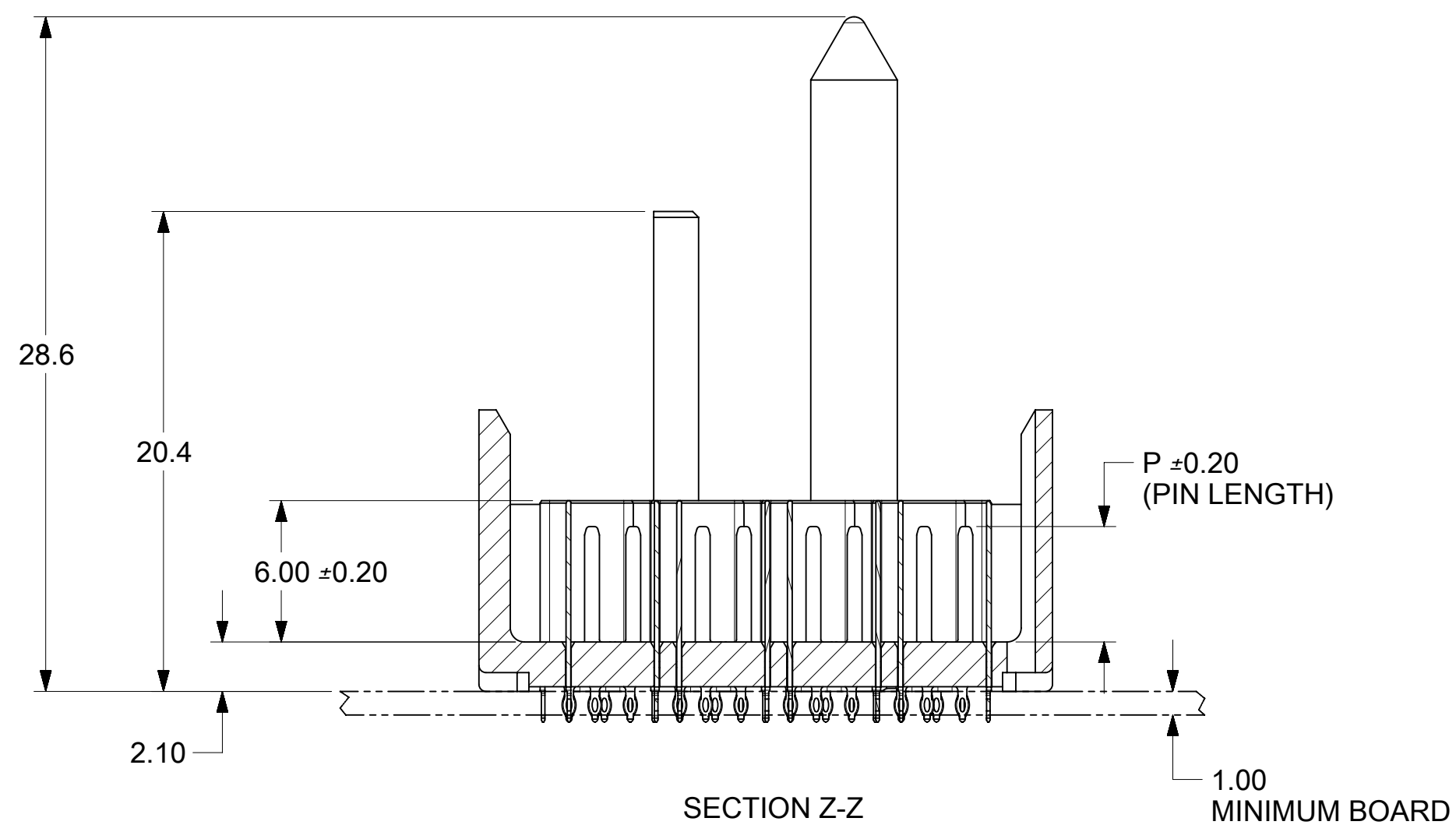


1.3
(TAIL LENGTH)

NOTCH DESIGNATES
ROW A



GUIDE RIGHT
VERSION



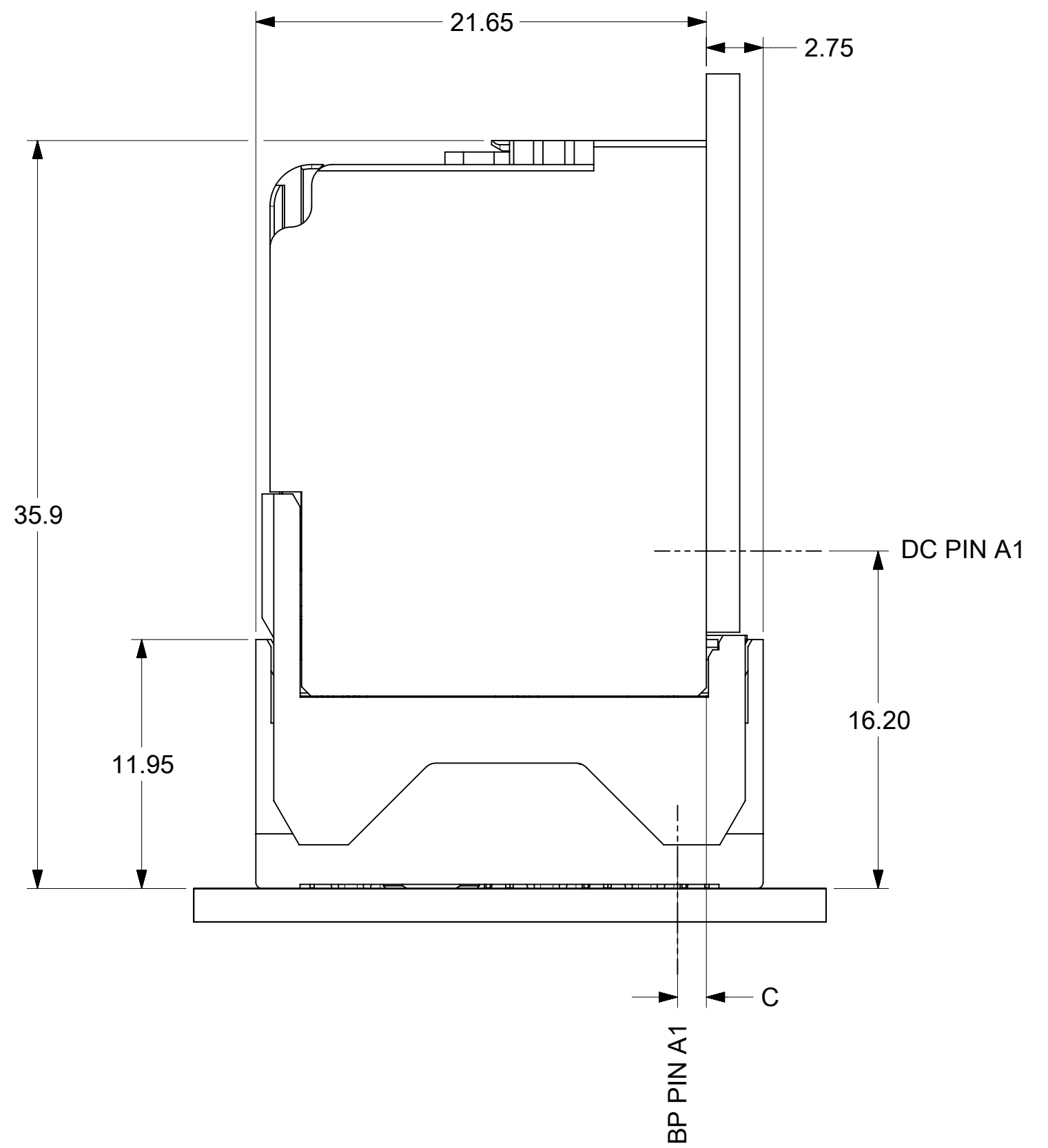
SECTION Z-Z

1.00
MINIMUM BOARD

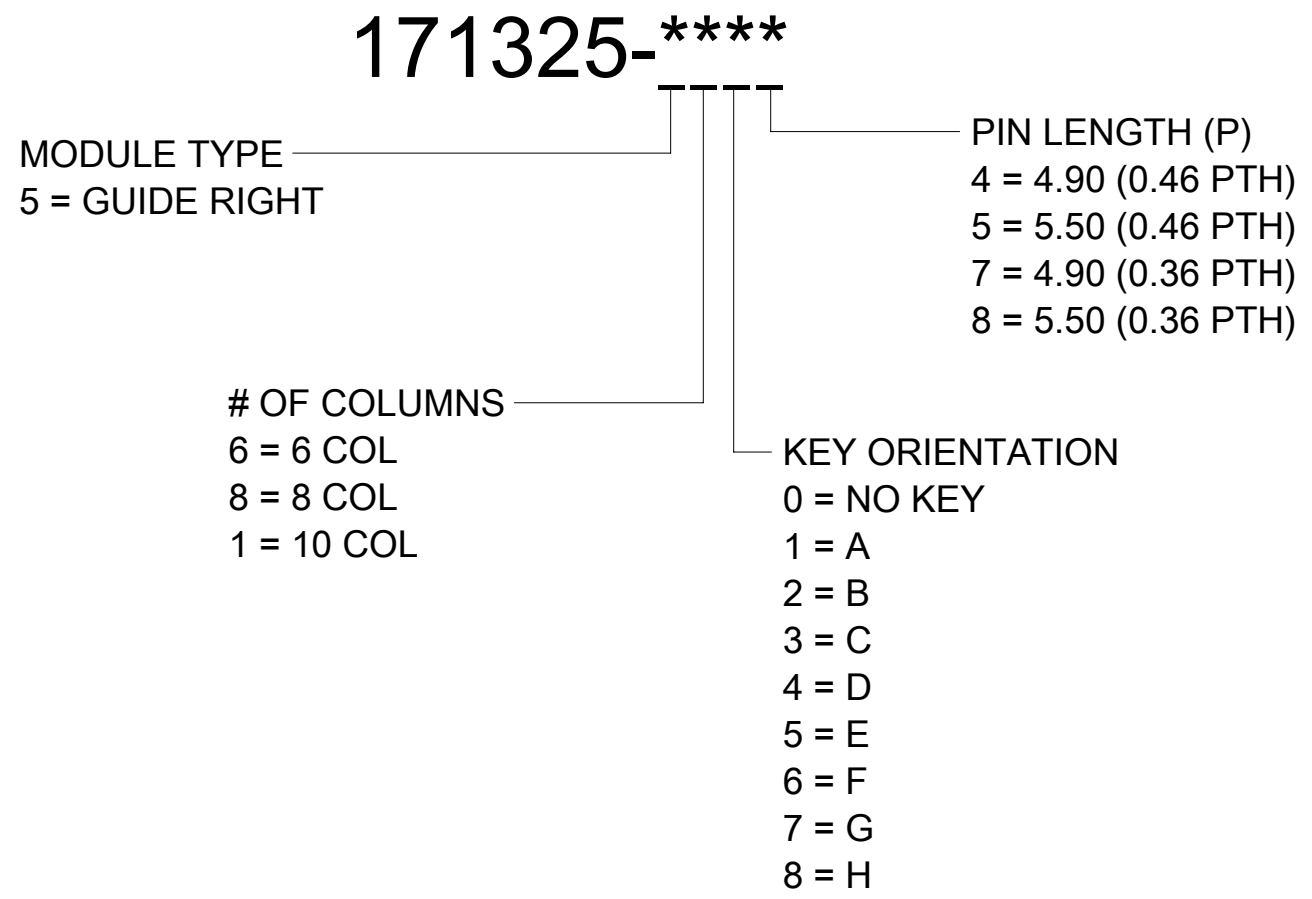
THIS DRAWING CONTAINS INFORMATION THAT IS PROPRIETARY TO MOLEX ELECTRONIC TECHNOLOGIES, LLC AND SHOULD NOT BE USED WITHOUT WRITTEN PERMISSION

DIMENSION UNITS	SCALE	CURRENT REV DESC: MIGRATED TO NX		molex				
MM	4:1							
GENERAL TOLERANCES (UNLESS SPECIFIED)		EC NO: 177650		IMPEL 4P 3MM BACKPLANE GUIDE RIGHT ASSEMBLY SALES DRAWING				
ANGULAR TOL	± 0.5°	DRWN: SMAHESHBABU	2018/05/23	PRODUCT CUSTOMER DRAWING				
4 PLACES	±	CHK'D: CYLIAW	2018/06/07	DOCUMENT NUMBER				
3 PLACES	±	APPR: DWLEE01	2018/06/25	SD-171325-0004		DOC TYPE	DOC PART	REVISION
2 PLACES	± 0.13	INITIAL REVISION:		PSD 001 A1				
1 PLACE	± 0.25	DRWN: BIANOWIAK	2014/02/06	MATERIAL NUMBER		CUSTOMER		SHEET NUMBER
0 PLACES	±	APPR: JBINGHAM	2014/09/16	SEE CHART		GENERAL MARKET		1 OF 4
DRAFT WHERE APPLICABLE MUST REMAIN WITHIN DIMENSIONS		THIRD ANGLE PROJECTION	DRAWING	SERIES	MATERIAL NUMBER		CUSTOMER	
			C-SIZE	171325	SEE CHART		GENERAL MARKET	

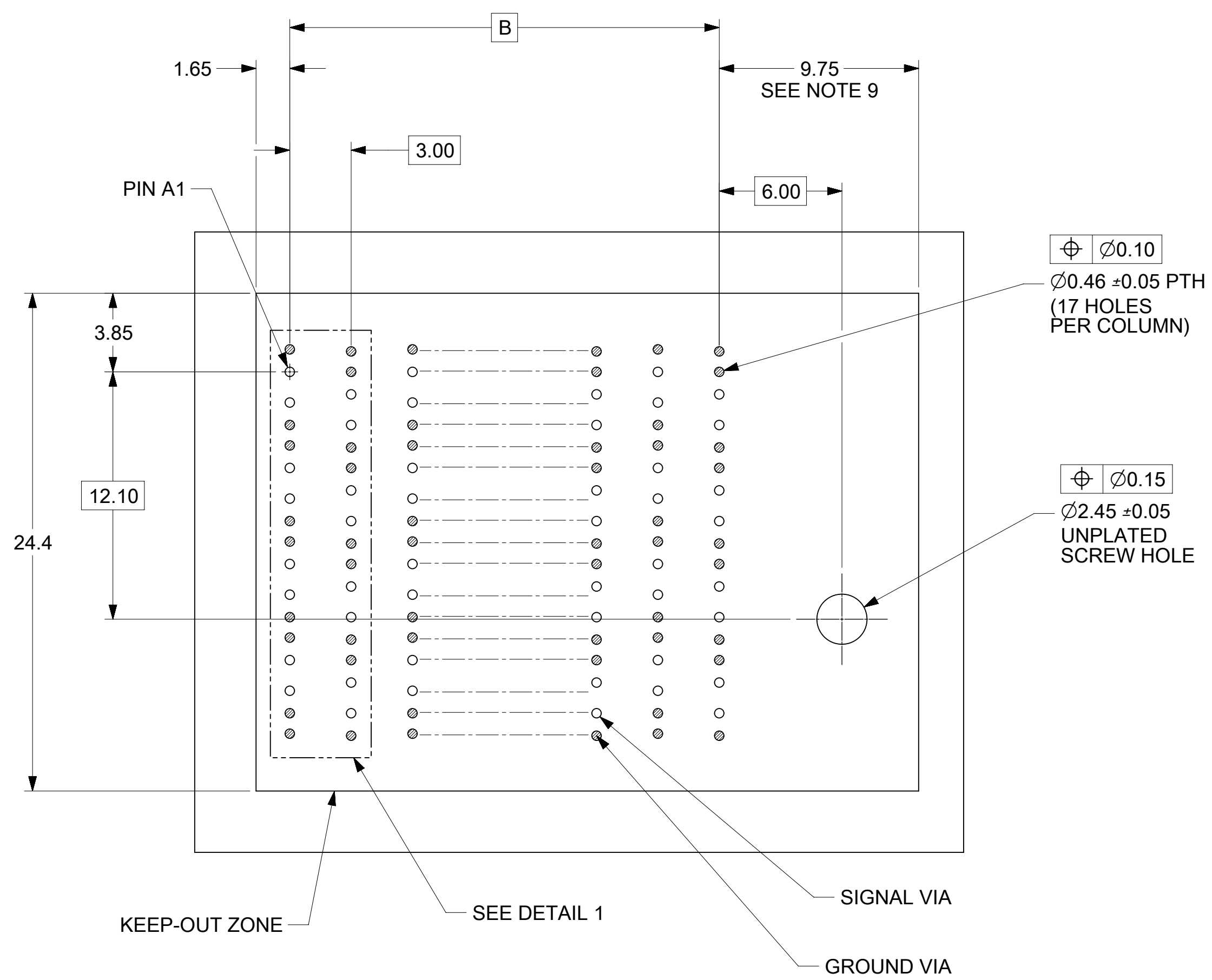
MATERIAL NUMBER	NUMBER OF COLUMNS	NUMBER OF DIFF PAIR	DIM "A"	DIM "B"	DIM "C"	DIM "P"	PTH \varnothing
171325-56*4	6	24	25.30	15.00	1.10	4.90	0.46±0.05
171325-56*5	6	24	25.30	15.00	1.10	5.50	0.46±0.05
171325-56*7	6	24	25.30	15.00	1.20	4.90	0.36±0.05
171325-56*8	6	24	25.30	15.00	1.20	5.50	0.36±0.05
171325-58*4	8	32	31.30	21.00	1.10	4.90	0.46±0.05
171325-58*5	8	32	31.30	21.00	1.10	5.50	0.46±0.05
171325-58*7	8	32	31.30	21.00	1.20	4.90	0.36±0.05
171325-58*8	8	32	31.30	21.00	1.20	5.50	0.36±0.05
171325-51*4	10	40	37.30	27.00	1.10	4.90	0.46±0.05
171325-51*5	10	40	37.30	27.00	1.10	5.50	0.46±0.05
171325-51*7	10	40	37.30	27.00	1.20	4.90	0.36±0.05
171325-51*8	10	40	37.30	27.00	1.20	5.50	0.36±0.05




MATED PART DIMENSIONS



THIS DRAWING CONTAINS INFORMATION THAT IS PROPRIETARY TO MOLEX ELECTRONIC TECHNOLOGIES, LLC AND SHOULD NOT BE USED WITHOUT WRITTEN PERMISSION									
DIMENSION UNITS MM		SCALE 4:1		CURRENT REV DESC: MIGRATED TO NX				molex	
GENERAL TOLERANCES (UNLESS SPECIFIED)		EC NO: 177650		DRWN: SMAHESHBABU 2018/05/23		IMPEL 4P 3MM BACKPLANE GUIDE RIGHT ASSEMBLY SALES DRAWING			
ANGULAR TOL ± 0.5°		4 PLACES ±		CHK'D: CYLIAW 2018/06/07		PRODUCT CUSTOMER DRAWING		DOCUMENT NUMBER	
3 PLACES ±		2 PLACES ± 0.13		APPR: DWLEE01 2018/06/25		INITIAL REVISION:		DOC TYPE DOC PART REVISION	
1 PLACE ± 0.25		0 PLACES ±		DRWN: BJANOWIAK 2014/02/06		APPR: JBINGHAM 2014/09/16		SD-171325-0004 PSD 001 A1	
DRAFT WHERE APPLICABLE MUST REMAIN WITHIN DIMENSIONS		THIRD ANGLE PROJECTION		DRAWING C-SIZE		SERIES 171325		MATERIAL NUMBER SEE CHART	
						CUSTOMER GENERAL MARKET		SHEET NUMBER 2 OF 4	


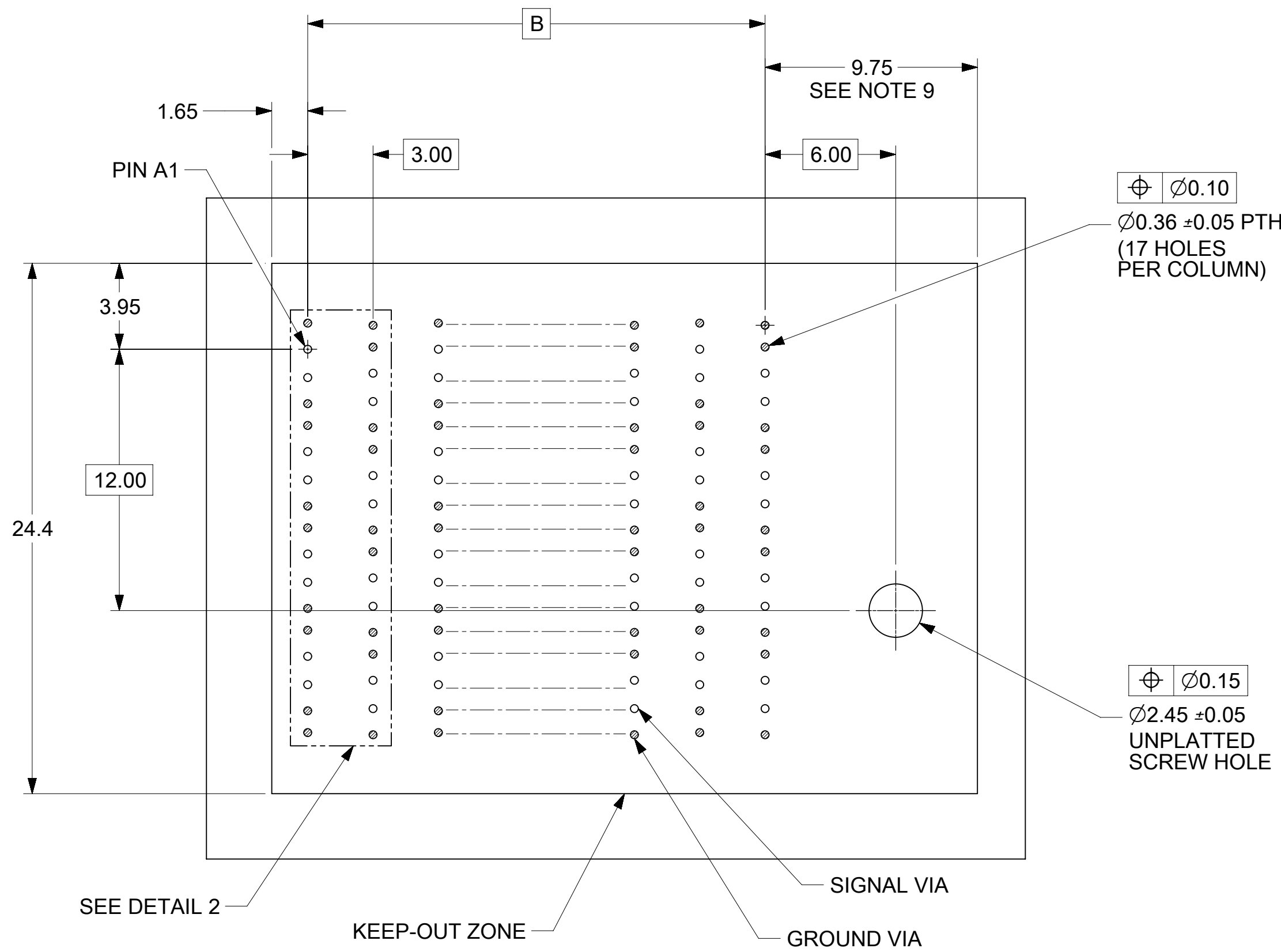


BACKPLANE HOLE PATTERN
FOR $\varnothing 0.46$ PTH
(CONNECTOR SIDE)



THIS DRAWING CONTAINS INFORMATION THAT IS PROPRIETARY TO MOLEX ELECTRONIC TECHNOLOGIES, LLC AND SHOULD NOT BE USED WITHOUT WRITTEN PERMISSION									
DIMENSION UNITS		SCALE		CURRENT REV DESC: MIGRATED TO NX					
MM		5:1							
GENERAL TOLERANCES (UNLESS SPECIFIED)				EC NO: 177650				IMPEL 4P 3MM BACKPLANE GUIDE RIGHT ASSEMBLY SALES DRAWING PRODUCT CUSTOMER DRAWING	
ANGULAR TOL $\pm 0.5^\circ$				DRWN: SMAHESHBABU 2018/05/23					
4 PLACES \pm				CHK'D: CYLIAW 2018/06/07					
3 PLACES \pm				APPR: DWLEE01 2018/06/25				DOCUMENT NUMBER SD-171325-0004 DOC TYPE PSD DOC PART 001 REVISION A1	
2 PLACES ± 0.13				INITIAL REVISION:					
1 PLACE ± 0.25				DRWN: BJANOWIAK 2014/02/06				MATERIAL NUMBER SEE CHART CUSTOMER GENERAL MARKET SHEET NUMBER 3 OF 4	
0 PLACES \pm				APPR: JBINGHAM 2014/09/16					
DRAFT WHERE APPLICABLE MUST REMAIN WITHIN DIMENSIONS		THIRD ANGLE PROJECTION		DRAWING C-SIZE		SERIES 171325			

DOCUMENT STATUS	P1	RELEASE DATE	2018/06/25	14:37:51
-----------------	----	--------------	------------	----------



BACKPLANE HOLE PATTERN
FOR Ø0.36 PTH
(CONNECTOR SIDE)

DETAIL 2
SCALE 10:1

THIS DRAWING CONTAINS INFORMATION THAT IS PROPRIETARY TO MOLEX ELECTRONIC TECHNOLOGIES, LLC AND SHOULD NOT BE USED WITHOUT WRITTEN PERMISSION									
DIMENSION UNITS		SCALE		CURRENT REV DESC: MIGRATED TO NX					
MM		5:1							
GENERAL TOLERANCES (UNLESS SPECIFIED)				EC NO: 177650				IMPEL 4P 3MM BACKPLANE GUIDE RIGHT ASSEMBLY SALES DRAWING	
ANGULAR TOL		± 0.5°		DRWN: SMAHESHBABU		2018/05/23			
4 PLACES		±		CHK'D: CYLIAW		2018/06/07			
3 PLACES		±		APPR: DWLEE01		2018/06/25		PRODUCT CUSTOMER DRAWING	
2 PLACES		± 0.13		INITIAL REVISION:				DOCUMENT NUMBER	
1 PLACE		± 0.25		DRWN: BIANOWIAK		2014/02/06		SD-171325-0004	
0 PLACES		±		APPR: JBINGHAM		2014/09/16		DOC TYPE DOC PART REVISION	
DRAFT WHERE APPLICABLE MUST REMAIN WITHIN DIMENSIONS		THIRD ANGLE PROJECTION		DRAWING		SERIES		MATERIAL NUMBER CUSTOMER SHEET NUMBER	
				C-SIZE		171325		SEE CHART GENERAL MARKET 4 OF 4	

DOCUMENT STATUS	P1	RELEASE DATE	2018/06/25	14:37:51
-----------------	----	--------------	------------	----------