

## Contact insert - HC-B 6-I-UT-F - 1648128

Please be informed that the data shown in this PDF Document is generated from our Online Catalog. Please find the complete data in the user's documentation. Our General Terms of Use for Downloads are valid (<http://download.phoenixcontact.com>)



HEAVYCON female insert, B6 series, 6-pos., screw connection. PE connection using tension sleeve technology.

### Product Features

- For fast coding with plastic profile
- PE connection using tension sleeve technology



### Key commercial data

|                                      |           |
|--------------------------------------|-----------|
| Packing unit                         | 1 1       |
| Weight per Piece (excluding packing) | 61.73 GRM |
| Custom tariff number                 | 85366990  |
| Country of origin                    | China     |

### Technical data

#### General

|  |  |
|--|--|
| Note                                   | For HEAVYCON ADVANCE and HEAVYCON housing of B6 type. Plug-in connections may only be operated only when there is no load/voltage. |
| Connection method                      | Screw connection   |
| Tightening torque                      | 0.5 Nm ... 0.8 Nm  |
| Pollution degree                       | 3  |
| Surge voltage category                 | III  |
| Constructional and testing regulations | DIN EN 61984   |
|  | DIN EN 60664   |
|  | IEC 60352  |
| Number of positions                    | 6+PE   |
| Insertion/withdrawal cycles            | ≥ 500  |
| Design                                 | B6   |
| Connection in acc. with standard       | IEC / EN   |

# Contact insert - HC-B 6-I-UT-F - 1648128

## Technical data

### General

|   |  |
|---|--|
| Conductor cross section                 | 0.5 mm <sup>2</sup> ... 2.5 mm <sup>2</sup>  |
| Connection cross section AWG            | 20 ... 14  |
| Stripping length of the individual wire | 8 mm   |
| Assembly instructions                   | Coding also using the CP-HC (1686478) coding profiles. HC-B6../ HC-B10..for two coding profiles. HC-B16../ HC-B24..for four coding profiles. |
| Connection                              | Connectors may only be actuated when there is no load/voltage.   |

### Ambient conditions

|                                 |  |
|---------------------------------|--|
| Ambient temperature (operation) | -40 °C ... 125 °C (including heating up of contacts) |
|---------------------------------|--|

### Material data

|   |              |
|---|--------------|
| Inflammability class according to UL 94 | V0           |
| Contact material                        | Copper alloy |
| Contact surface material                | Ag           |
| Contact carrier material                | PA           |

### Electrical characteristics

|                       |       |
|-----------------------|-------|
| Rated voltage (III/3) | 500 V |
| Rated surge voltage   | 6 kV  |
| Rated current         | 16 A  |

## Classifications

### eCl@ss

|            |          |
|------------|----------|
| eCl@ss 4.0 | 272607xx |
| eCl@ss 4.1 | 27260701 |
| eCl@ss 5.0 | 27143424 |
| eCl@ss 5.1 | 27143424 |
| eCl@ss 6.0 | 27143424 |
| eCl@ss 7.0 | 27440209 |
| eCl@ss 8.0 | 27440209 |

### ETIM

|          |          |
|----------|----------|
| ETIM 3.0 | EC000438 |
| ETIM 4.0 | EC000438 |
| ETIM 5.0 | EC000438 |

### UNSPSC

|               |          |
|---------------|----------|
| UNSPSC 6.01   | 30211923 |
| UNSPSC 7.0901 | 39121522 |

# Contact insert - HC-B 6-I-UT-F - 1648128

## Classifications

### UNSPSC

|              |          |
|--------------|----------|
| UNSPSC 11    | 39121522 |
| UNSPSC 12.01 | 39121522 |
| UNSPSC 13.2  | 39121522 |

## Approvals

### Approvals


#### Approvals


CSA / UL Recognized / cUL Recognized / cULus Recognized

#### Ex Approvals

#### Approvals submitted

## Approval details

|   |       |
|---|-------|
| CSA  |       |
| mm <sup>2</sup> /AWG/kcmil  | 22-14 |
| Nominal current I <sub>N</sub>  | 13 A  |
| Nominal voltage U <sub>N</sub>  | 600 V |

|   |       |
|---|-------|
| UL Recognized  |       |
| mm <sup>2</sup> /AWG/kcmil  | 22-14 |
| Nominal current I <sub>N</sub>  | 13 A  |
| Nominal voltage U <sub>N</sub>  | 600 V |

# Contact insert - HC-B 6-I-UT-F - 1648128

## Approvals

|                                |       |
|--------------------------------|-------|
| cUL Recognized                 |       |
| mm <sup>2</sup> /AWG/kcmil     | 22-14 |
| Nominal current I <sub>N</sub> | 13 A  |
| Nominal voltage U <sub>N</sub> | 600 V |

|                  |  |
|------------------|--|
| cULus Recognized |  |
|------------------|--|

## Accessories

### Accessories

#### Adapter plate

Adapter plate - HC-B 24-ADP-B 6-GY - 1660407



HEAVYCON adapter plate, type B24 on B6, for panel cutouts of type B24, gray

### Coding element

Coding profile - CP-HC - 1686478



Encoding profile, 4 encoding profiles per strip, 40 strips per unit pack, for insertion in encoding grooves

Coding element - HC-CBU - 1676860



Coding socket for coding up to 16 connectors

## Contact insert - HC-B 6-I-UT-F - 1648128

### Accessories

---

Coding bolt - HC-CB - 1772722



Coding pin, prevents mismating of up to six connectors with an identical number of positions

---

Coding element - HC-CST - 1676857



Coding peg for coding up to 16 connectors

---

### Docking frame

Docking frames - HC-B 6-ANDOCK - 1586112



Andockrahmen für Einschübe, für Kontakteinsätze der Bauform B6, mit 4 Flachkopfschrauben M5, Einschubausgleich x/y-Achse +/- 1,5 mm

---

### Mounting material

Mounting material - HC-B-PES - 1604997



PE screw, for contact inserts HC-B / HC-BB / HC-DD / HC-D40 / HC-D64

---

## Contact insert - HC-B 6-I-UT-F - 1648128

### Accessories

PE multiplier - HC-B-3PE - 1644326



PE multiplier, for three PE connections, for HC-B (besides HC-B..E..ZZ) / HC-BB / HC-DD / HC-D40 / HC-D64 contact inserts

---

Strain relief clamp - HC-B-ZG - 1685327



Strain relief clamps contact inserts of series: B-, BB-, D 40, D 64, DD and HV, straight cable exit

---

Strain relief clamp - HC-B-ZS - 1685330



Strain relief clamps contact inserts of series: B-, BB-, D 40, D 64, DD and HV, lateral cable exit

---

### Plug assembly frame

Connector assembly frame - HC-SMR-2B 6 - 1687998



HEAVYCON connector assembly frame, for two contact inserts of type B6

---

Connector assembly frame - HC-SMR-B 6 - 1687956



HEAVYCON plug assembly frame, for type B6 contact inserts

---

# Contact insert - HC-B 6-I-UT-F - 1648128

## Accessories

Plug mounting plate

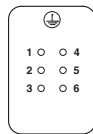
Connector assembly frame - HC-SMP 125-B 6-AML - 1660957



HEAVYCON connector assembly frame with panel mounting base with single locking latch, for contact inserts of type B6

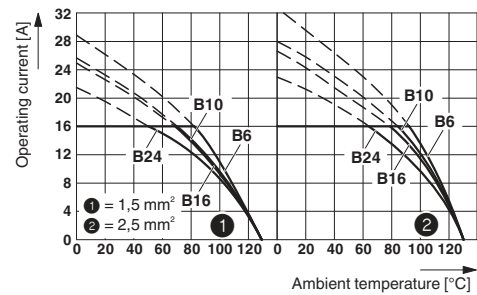
## Drawings

Schematic diagram



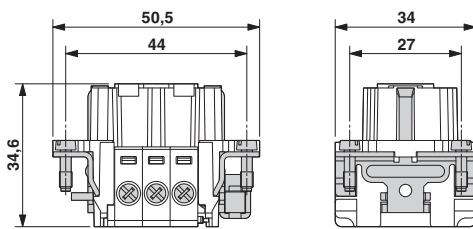
Connector pin assignment, connection side

Diagram



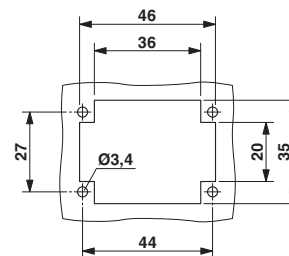
Derating diagram

Dimensioned drawing



Female insert

Dimensioned drawing



Panel cutout

## Contact insert - HC-B 6-I-UT-F - 1648128

Dimensioned drawing

