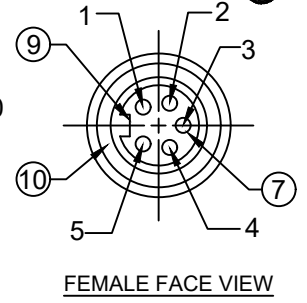
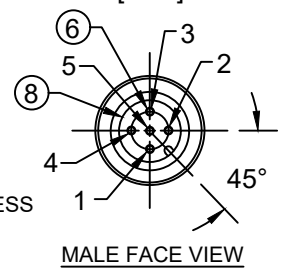
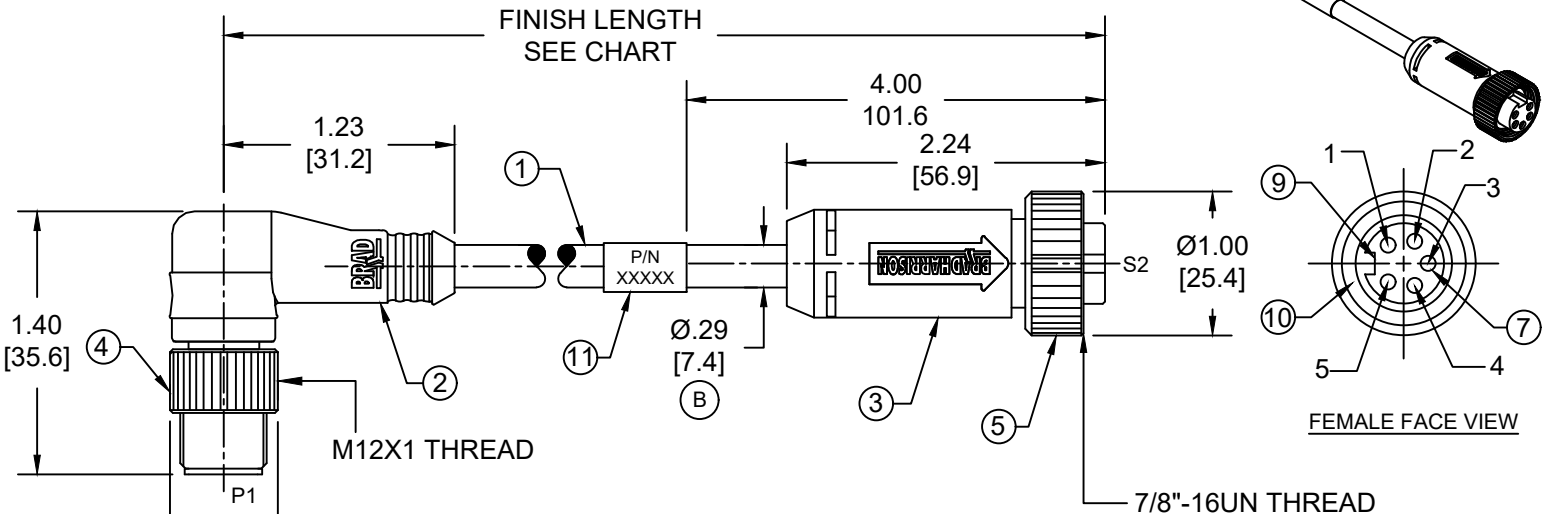


SAP P/N #	ENGINEERING P/N	FINISHED LENGTH
1300390151	DND13A-M010	1M [ 3FT 3 IN ]
1300390608	DND13A-M150	15M [ 49FT 3 IN ]
1300390610	DND13A-M300	30M [ 98FT 5 IN ]

**PART NUMBER LEGEND**  
**DND13A-M002**  
 LENGTH:  
 M005= 0.5 METER  
 M010= 1 METER  
 M100= 10 METER

- NOTES:**
- MATERIAL: SEE TABLE
  - FINISH: SEE TABLE
  - ELECTRICAL:  
 VOLTAGE: 250V  
 CURRENT: 4A
  - TEMP RATING: -20°C TO +80°C
  - PROTECTION: IP67 (WHEN MATED)
  - UL LISTED FILE: E152210  
 CSA CERTIFIED FILE: LR6837
  - ALL DIMENSIONS ARE FOR REFERENCE UNLESS TOLERANCED OR NOTED OTHERWISE



P1		S2	
1	DRAIN	1	
2	RED	2	
3	BLACK	3	
4	WHITE	4	
5	BLUE	5	

**CABLE LENGTH TOLERANCES**

<.3M [1FT]:	+19mm-0 [+.75in-0]
.3 - .9M [1 - 3FT]:	+44.5mm-0 [+1.75in-0]
.9 - 1.8M [3 - 6FT]:	+55.6mm-0 [+2.19in-0]
1.8 - 3.7M [6 - 12FT]:	+88.9mm-0 [+3.50in-0]
3.7 - 7.3M [12 - 24FT]:	+165.1mm-0 [+6.50in-0]
7.3-14.6M [24 - 48FT]:	+317.5mm-0 [+12.50in-0]
14.6 - 30.5M [48-100FT]:	+622.3mm-0 [+24.50in-0]
OVER 30M [100FT]	+2% OF FINISHED LENGTH

11	WRAP LABEL	VINYL	BLACK/YELLOW
10	FRICTION RING	NYLON	WHITE
9	FEMALE INSERT(MINI)	TPE	BLACK
8	MALE INSERT(MICRO)	NYLON	BLACK
7	SOCKET CONTACT	COPPER ALLOY	GOLD OVER NICKEL
6	PIN CONTACT	COPPER ALLOY	GOLD OVER NICKEL
5	COUPLING NUT(MINI)	ZINC DIE-CAST	BLACK E-COAT
4	COUPLING NUT(MICRO)	ZINC DIE-CAST	BLACK E-COAT
3	OVERMOLD(MINI)	TPC	GRAY
2	OVERMOLD(MICRO)	TPC	GRAY
1	DEVICENET DROP CABLE	PVC JACKET	GRAY
ITEM	COMPONENT	MATERIAL	FINISH

**WIRING DIAGRAM**

THIS DRAWING CONTAINS INFORMATION THAT IS PROPRIETARY TO MOLEX ELECTRONIC TECHNOLOGIES, LLC AND SHOULD NOT BE USED WITHOUT WRITTEN PERMISSION

FUNCTIONAL SYMBOLS	DIMENSION UNITS	SCALE	CURRENT REV DESC:
$\nabla = 0$	INCH/MM	NTS	ITEM-2, 3 & 9 WERE PVC. ADDED ITEM-10, TOL CHART, UL, CSA, CABLE DIA AND PN LEGEND. MODIFIED PN CHART
$\nabla = 0$	GENERAL TOLERANCES (UNLESS SPECIFIED)		EC NO: 720800 DRWN: ABENJAMINLW 2022/07/22 CHK'D: RSTONE 2022/09/09 APPR: BWOODMAN 2022/09/09 INITIAL REVISION: DRWN: TWOLDEGE 2010/01/11 APPR: JFMURPHY 2010/01/20
$\nabla = 0$			
	mm	INCH	
	4 PLACES ±----	±----	
	3 PLACES ±----	±----	
	2 PLACES ±----	±----	
	1 PLACE ±----	±----	
	0 PLACES ±----	±----	
	ANGULAR TOL ± ---- °		
	DRAFT WHERE APPLICABLE MUST REMAIN WITHIN DIMENSIONS		
	THIRD ANGLE PROJECTION	DRAWING	SERIES
		A-SIZE	130039

**molex**

MICRO-MINICHANGE DEVICENET, M12-A-SIZE, 5 POLE, MALE 90DEG - FEMALE STRAIGHT, SINGLE KEY, #22/4 AWG

**PRODUCT CUSTOMER DRAWING**

DOCUMENT NUMBER	DOC TYPE	DOC PART	REVISION
SD-130039-019	PSD	001	B

MATERIAL NUMBER	CUSTOMER	SHEET NUMBER
SEE CHART	GENERAL MARKET	1 OF 1