

DO NOT SCALE FROM THIS PRINT

IP5-XX-XX.X-X-X-X-X-R

No. OF POSITIONS PER ROW

- 01: 1 POSITION (SEE NOTE 4)
- 02: 2 POSITIONS
- 04: 4 POSITIONS
- 06: 6 POSITIONS
- 08: 8 POSITIONS

PACKAGING (SEE NOTES 8 & 9)

- TR: TAPE & REEL
- FR: FULL REEL QTY TAPE & REEL

OPTION

- L: CABLE LATCH (SEE NOTE 5)

TAIL OPTIONS

- 1: .062" THICK BOARD

LEAD STYLE

- 05.0 (SEE TABLE 6)

PLATING OPTIONS

- S: 30µ" SELECTIVE GOLD IN CONTACT AREA, MATTE TIN ON TAIL
- L: 10µ" SELECTIVE GOLD IN CONTACT AREA, MATTE TIN ON TAIL

ROW

- S: SINGLE ROW
- D: DOUBLE ROW (SEE NOTE 4)

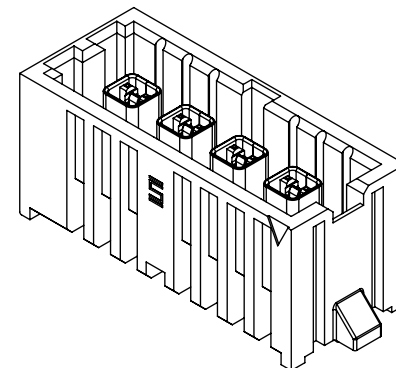
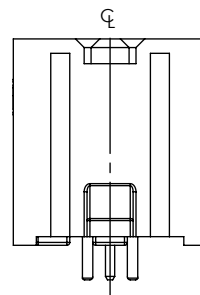
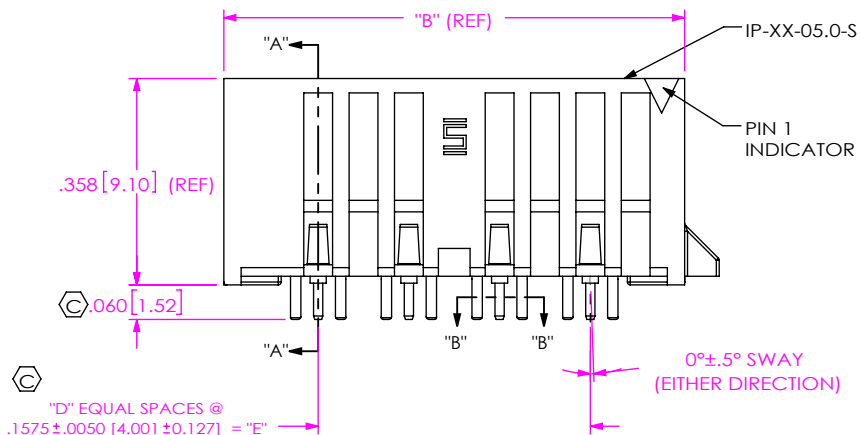
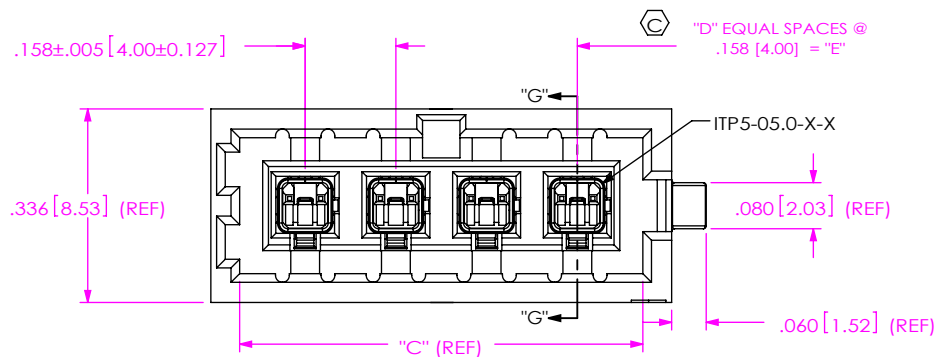


TABLE 6
ASSEMBLED STACK HEIGHT

	IJ5-XX-05.0-X-X-X-R 5.0MM [0.196]
IP5 LEAD STYLE	STACK HEIGHT
IP5-XX-05.0-X-X-X-X-R	10.0MM [0.394]

TABLE 3

No. POS PER ROW	"B" (REF)	"C" (REF)	"D"	"E" +/- .0050
-01	.328 [8.32]	.228 [5.78]	N/A	N/A
-02	.485 [12.32]	.358 [9.78]	1	.1575 [4.001]
-04	.800 [20.32]	.700 [17.78]	3	.4725 [12.002]
-06	1.115 [28.32]	1.015 [25.78]	5	.7875 [20.003]
-08	1.430 [36.32]	1.330 [33.78]	7	1.1025 [28.004]

FIG 1
(IP5-04-05.0-L-S-X SHOWN)

NOTES:

1. Ⓢ REPRESENTS A CRITICAL DIMENSION.
2. MINIMUM PUSH OUT FORCE .5 LBS. [0.23 Kg.]
3. NOTE DELETED.
4. -01 POSITION NOT AVAILABLE WITH -D ROW.
5. -L: CABLE LATCH OPTION ONLY AVAILABLE IN -05.0 LEAD STYLE & -S ROW OPTION.
6. LOAD WELD TAB WITH LANCES FACING INWARD.
7. TAPE & REEL IS STANDARD PACKAGING.
8. ORDERS WILL BE PACKAGED ACCORDING TO THE SAMTEC PACKAGING EFFICIENCY STANDARDS (SPES) FOUND ON WWW.SAMTEC.COM.
9. ATTACH LABEL-4X2 TO EACH REEL.

UNLESS OTHERWISE SPECIFIED, DIMENSIONS ARE IN INCHES [MILLIMETERS]

TOLERANCES ARE:

- DECIMALS ANGLES
- .XX: ±.01 [.3] 2°
- .XXX: ±.005 [.13]
- .XXXX: ±.0030 [.076]

PROPRIETARY NOTE
THIS DOCUMENT CONTAINS CONFIDENTIAL AND PROPRIETARY INFORMATION AND ALL DESIGN, MANUFACTURING, REPRODUCTION, USE, PATENT RIGHTS AND SALES RIGHTS ARE EXPRESSLY RESERVED BY SAMTEC, INC. THIS DOCUMENT SHALL NOT BE DISCLOSED, IN WHOLE OR PART, TO ANY UNAUTHORIZED PERSON OR ENTITY NOR REPRODUCED, TRANSFERRED OR INCORPORATED IN ANY OTHER PROJECT IN ANY MANNER WITHOUT THE EXPRESS WRITTEN CONSENT OF SAMTEC, INC.

MATERIAL: DO NOT SCALE DRAWING
BODY: HIGH TEMP NYLON, COLOR: BLACK
SHIELD: COPPER ALLOY
TERMINAL: COPPER ALLOY
DIELECTRIC: LCP, COLOR: BLACK

SHEET SCALE: 4:1

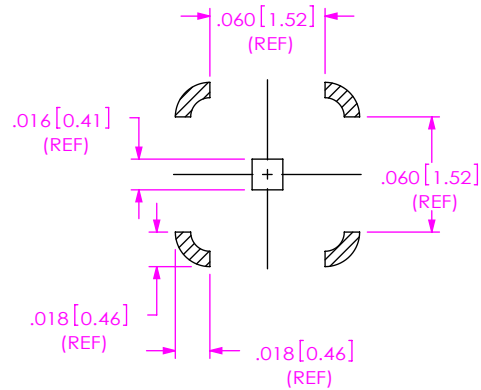
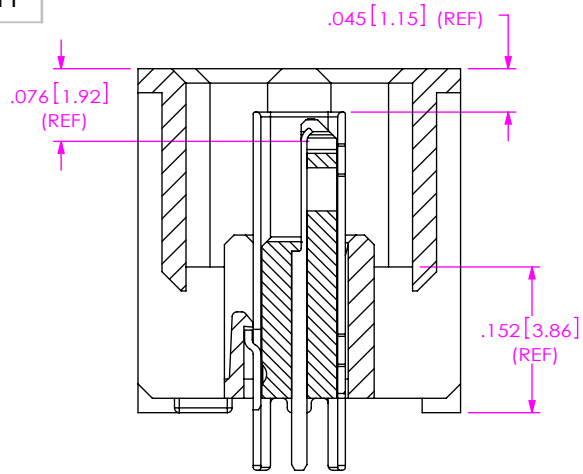
DESCRIPTION:
TERMINAL ARRAY ASSEMBLY, IP5 CONNECTOR

DWG. NO.
IP5-XX-XX.X-X-X-X-X-R

BY: PIERCE 11/10/2007 SHEET 1 OF 3

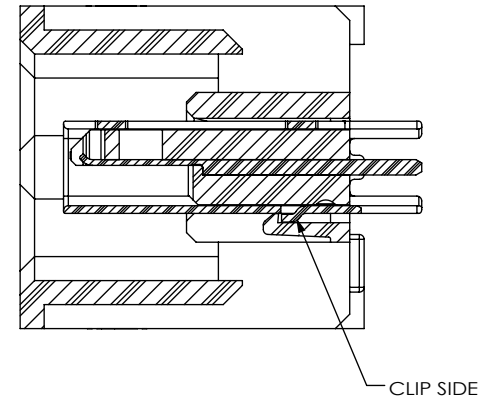


520 PARK EAST BLVD, NEW ALBANY, IN 47150
PHONE: 812-944-6733 FAX: 812-948-5047
e-Mail: info@SAMTEC.com code: 55322

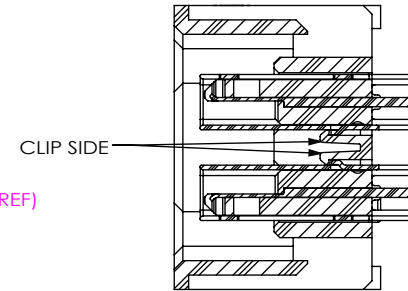
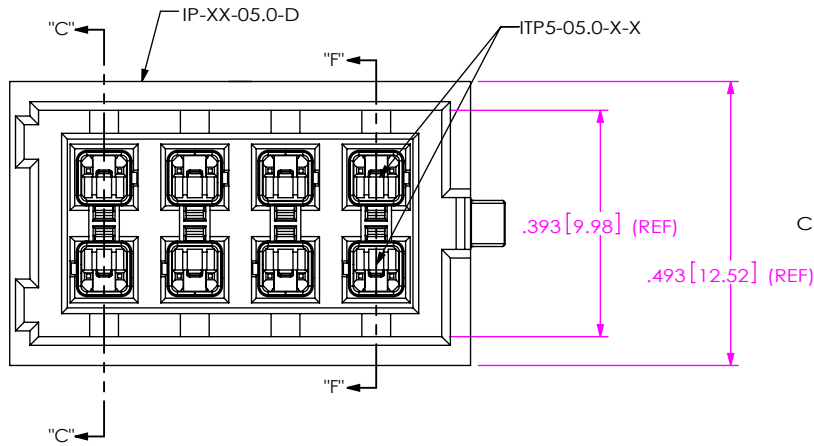


SECTION "B"-"B"
SCALE 10:1

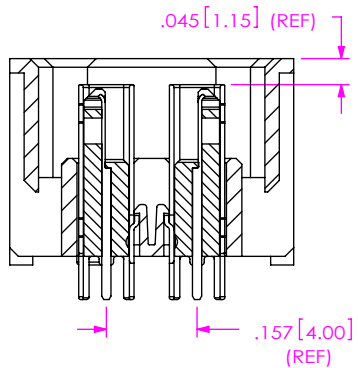
SECTION "A"-"A"
SCALE 5:1



SECTION "G"-"G"
SCALE 5:1



SECTION "F"-"F"
SCALE 3:1



SECTION "C"-"C"
SCALE 3:1

FIG 2
(IP5-04-05.0-L-D-X SHOWN)
(SAME AS FIG 1, EXCEPT AS SHOWN)

PROPRIETARY NOTE
THIS DOCUMENT CONTAINS CONFIDENTIAL AND PROPRIETARY INFORMATION AND ALL DESIGN, MANUFACTURING, REPRODUCTION, USE, PATENT RIGHTS AND SALES RIGHTS ARE EXPRESSLY RESERVED BY SAMTEC, INC. THIS DOCUMENT SHALL NOT BE DISCLOSED, IN WHOLE OR PART, TO ANY UNAUTHORIZED PERSON OR ENTITY NOR REPRODUCED, TRANSFERRED OR INCORPORATED IN ANY OTHER PROJECT IN ANY MANNER WITHOUT THE EXPRESS WRITTEN CONSENT OF SAMTEC, INC.

DO NOT SCALE DRAWING

SHEET SCALE: 4:1



520 PARK EAST BLVD, NEW ALBANY, IN 47150
PHONE: 812-944-6733 FAX: 812-948-5047
e-Mail: info@SAMTEC.com code: 55322

DESCRIPTION:
TERMINAL ARRAY ASSEMBLY, IP5 CONNECTOR

DWG. NO.
IP5-XX-XX.X-X-X-X-X-XR

BY: PIERCE 11/10/2007 SHEET 2 OF 3

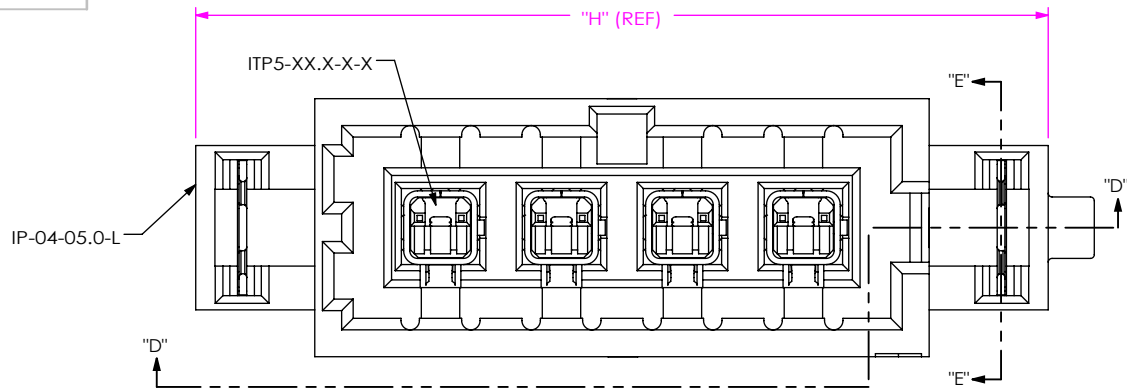
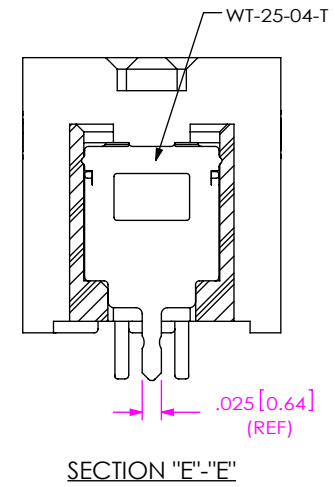
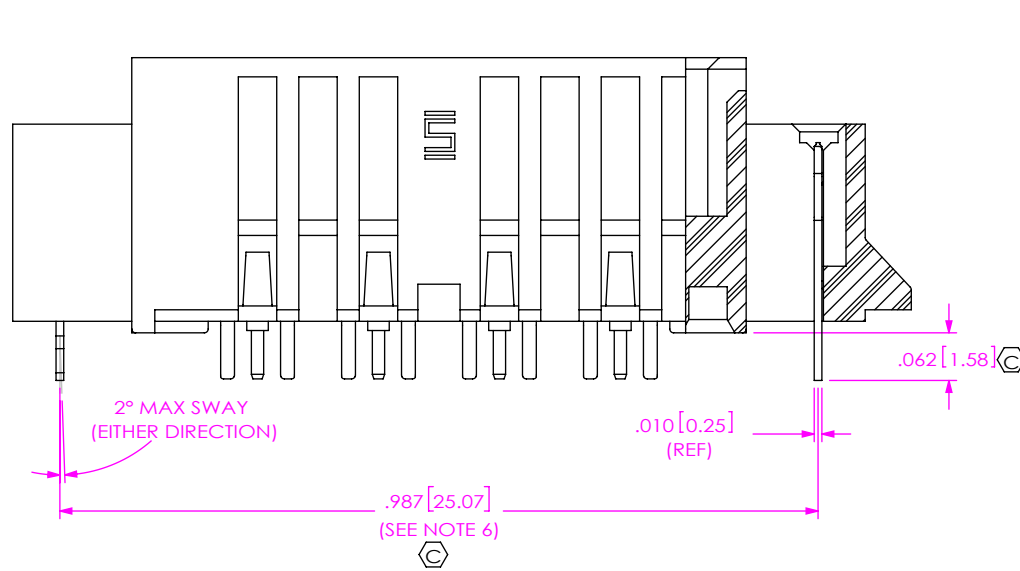


TABLE 7		
POS	"H" (REF)	"J"
-01	0.638 [16.19]	0.515 [13.07]
-02	0.795 [20.19]	0.672 [17.07]
-04	1.110 [28.19]	0.987 [25.07]
-06	1.425 [36.20]	1.302 [33.08]
-08	1.740 [44.20]	1.617 [41.08]



SECTION "D"-"D"

FIG 4
(IP5-04-05.0-L-S-X-L SHOWN)
(SAME AS FIG 1, EXCEPT AS SHOWN)

PROPRIETARY NOTE
THIS DOCUMENT CONTAINS CONFIDENTIAL AND PROPRIETARY INFORMATION AND ALL DESIGN, MANUFACTURING, REPRODUCTION, USE, PATENT RIGHTS AND SALES RIGHTS ARE EXPRESSLY RESERVED BY SAMTEC, INC. THIS DOCUMENT SHALL NOT BE DISCLOSED, IN WHOLE OR PART, TO ANY UNAUTHORIZED PERSON OR ENTITY NOR REPRODUCED, TRANSFERRED OR INCORPORATED IN ANY OTHER PROJECT IN ANY MANNER WITHOUT THE EXPRESS WRITTEN CONSENT OF SAMTEC, INC.

DO NOT SCALE DRAWING

SHEET SCALE: 4:1



520 PARK EAST BLVD, NEW ALBANY, IN 47150
PHONE: 812-944-6733 FAX: 812-948-5047
e-Mail: info@SAMTEC.com code: 55322

DESCRIPTION:
TERMINAL ARRAY ASSEMBLY, IP5 CONNECTOR

DWG. NO.
IP5-XX-XX.X-X-X-X-X-XR

BY: PIERCE 11/10/2007 SHEET 3 OF 3