

CABLE SPECIFICATION:

CONDUCTOR:

MATERIAL: BARE COPPER

SECTION: 22AWG/0.14mm<sup>2</sup>

INSULATION 2.23 ±0.12mm:

COLOR: BLUE, WHITE

INSULATION 1.27 ±0.05mm:

COLOR: RED, BLACK

JACKET:

COLOR: GRAY

COMPOUND: PVC

DIAMETER: 7.239 ±0.12mm

TEMPERATURE RANGE:

-20°C TO +80°C

MAX. OPERATING VOLTAGE: 300V

WIRING DIAGRAM



PART No. MATRIX

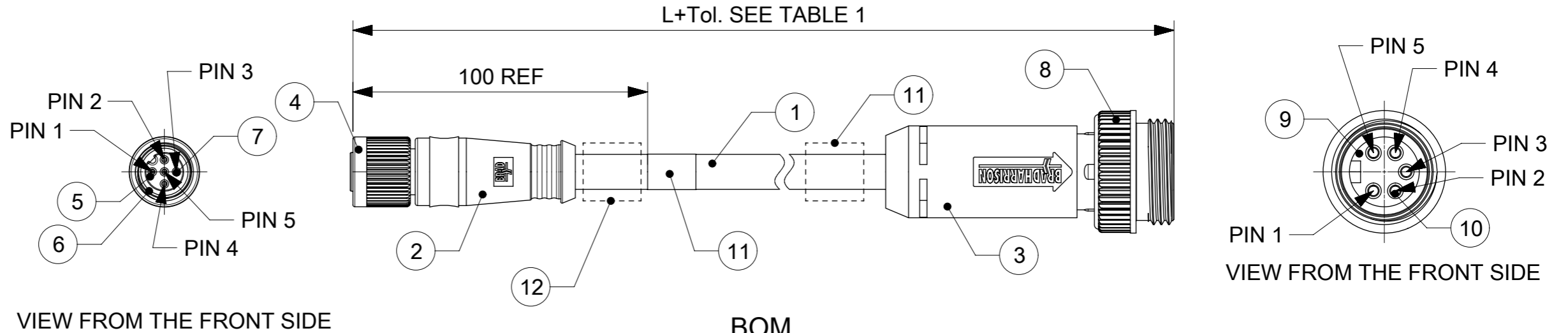
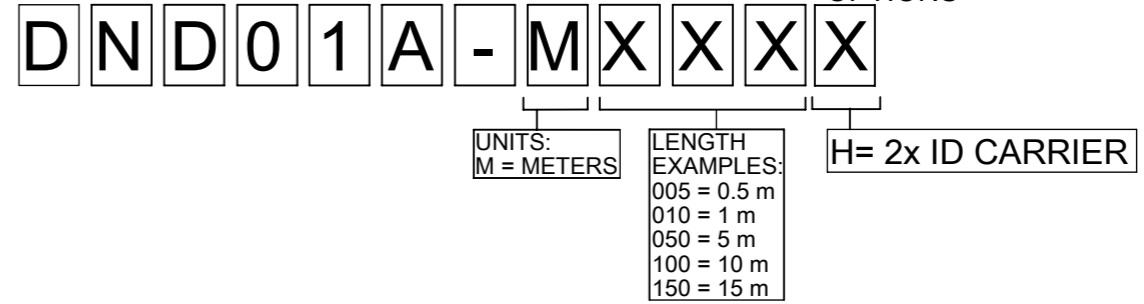


TABLE 1

MOLEX PN	ENGINEERING No	L+Tol. [mm]
1300390155	DND21A-M005	500 +19/-0
1300390157	DND21A-M010	1000 +56/-0
1300390159	DND21A-M020	2000 +89/-0
1300390166	DND21A-M050	5000 +165/-0
1300390169	DND21A-M100	10000 +317/-0
1300390518	DND21A-M150	15000 +610/-0
1300390170	DND21A-M200	20000 +610/-0
1300390688	DND21A-M005H	500 +19/-0
1300390689	DND21A-M010H	1000 +56/-0
1300390690	DND21A-M020H	2000 +89/-0
1300390691	DND21A-M050H	5000 +165/-0
1300390692	DND21A-M100H	10000 +317/-0
1300390693	DND21A-M200H	20000 +610/-0
1300390694	DND21A-M150H	15000 +610/-0
1300390695	DND21A-M030H	3000 +89/-0

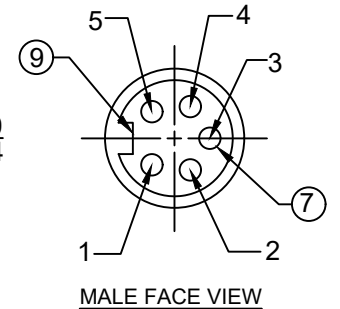
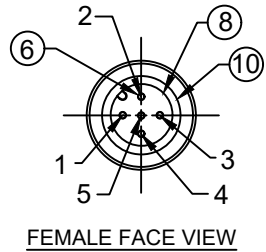
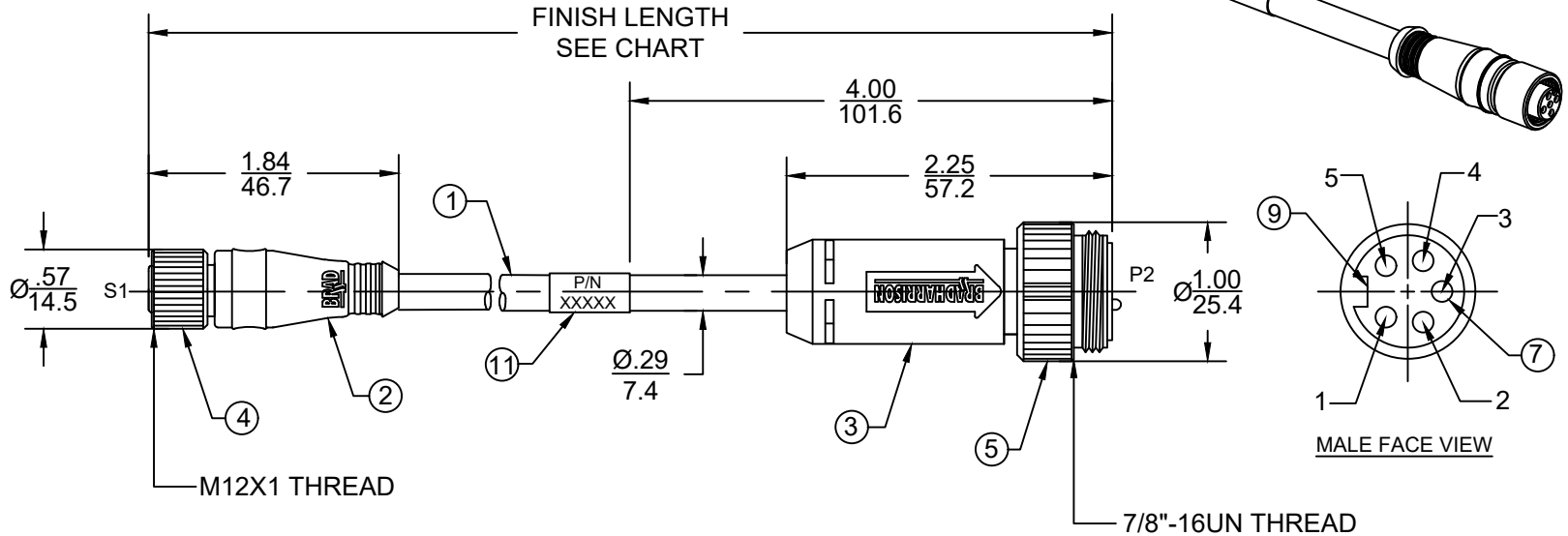
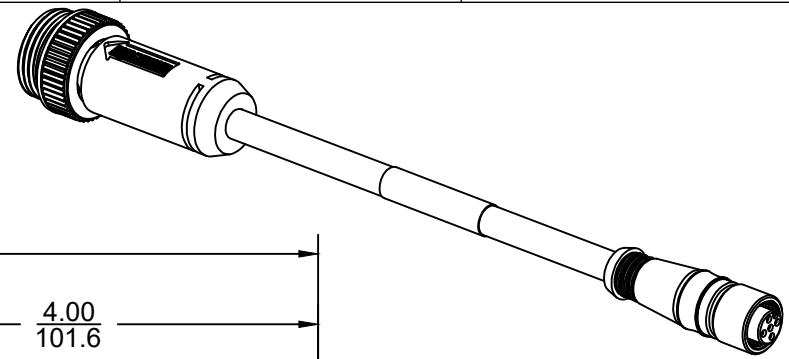
BOM

ITEM	QTY.	DESCRIPTION	MATERIAL	FINISH
14	-	TAPE HIGH TEMP	-	-
13	-	HEAT-SHRINK	-	CLEAR
12	0/2	ID CARRIER (SEE MATRIX)	PVC	TRASPARENT
11	1	LABEL	VINYL	YELLOW
10	5	CONTACT MA	BRASS	Ni-PLATED
9	1	INSERT A-SIZE MA 5P	ARNITEL	BLACK
8	1	COUPLING NUT MA A-SIZE	ZINK ALLOY	-
7	5	CONTACT FE	-	-
6	1	GASKET	FPM	RED
5	1	INSERT M12 FE 5P MICRO	ZYTEL	BLACK
4	1	COUPLING NUT FE M12	ELECTROPHORETIC	BLACK
3	-	MOULDING MATERIAL	ARNITEL	BLACK
2	-	MOULDING MATERIAL	ARNITEL	BLACK
1	-	DROP CABLE 4/22AWG	PVC	GREY

THIS DRAWING CONTAINS INFORMATION THAT IS PROPRIETARY TO MOLEX ELECTRONIC TECHNOLOGIES, LLC AND SHOULD NOT BE USED WITHOUT WRITTEN PERMISSION

DIMENSION UNITS: mm	SCALE: 1:1	CURRENT REV DESC:		<b>molex</b>	
GENERAL TOLERANCES (UNLESS SPECIFIED)		EC NO: 634430			
ANGULAR TOL ± °		DRWN: ASZELAG	2020/03/20	MC/MIC 5P M/MFE XM ST/ST	
4 PLACES ±		CHK'D: DSTACHOWIAK	2020/04/21	PRODUCT CUSTOMER DRAWING	
3 PLACES ±		APPR: DSTACHOWIAK	2020/04/21	DOCUMENT NUMBER	
2 PLACES ±		INITIAL REVISION:		1300390155	DOC TYPE
1 PLACE ±		DRWN: AKONDRACIUK	2016/06/20	PSD	DOC PART
0 PLACES ±		APPR: MIWASIECZKO	2016/09/09	00P	REVISION
DRAFT WHERE APPLICABLE MUST REMAIN WITHIN DIMENSIONS	THIRD ANGLE PROJECTION	DRAWING: A3-SIZE	SERIES: 130039	MATERIAL NUMBER: SEE TABLE 1	CUSTOMER: A3
					SHEET NUMBER: 1 OF 1

SAP P/N #	ENGINEERING P/N	FINISHED LENGTH
1300390155	DND21A-M005	0.5M [ 1FT 8 IN ]
1300390169	DND21A-M100	10M [ 32FT 10 IN ]
1300390170	DND21A-M200	20M [ 65FT 7 IN ]



NOTES:

- MATERIAL: AS NOTED
- FINISH: AS NOTED
- ELECTRICAL:  
VOLTAGE: 250V  
CURRENT: 4A
- TEMP RATING: -20°C TO +80°C
- PROTECTION: IP67 (WHEN MATED)
- UL LISTED FILE: E152210  
CSA CERTIFIED FILE: LR6837
- ALL DIMENSIONS ARE FOR REFERENCE UNLESS TOLERANCED OR NOTED OTHERWISE

PART NUMBER LEGEND

DND21A-M150

LENGTH:  
M005= 0.5 METER  
M010= 1 METER  
M100= 10 METER

S1		P2	
1	DRAIN	1	
2	RED	2	
3	BLACK	3	
4	WHITE	4	
5	BLUE	5	

CABLE LENGTH TOLERANCES	
<.3M [1FT]:	+19mm-0 [ +.75in-0]
.3 - .9M [1 - 3FT]:	+44.5mm-0 [ +1.75in-0]
.9 - 1.8M [3 - 6FT]:	+55.6mm-0 [ +2.19in-0]
1.8 - 3.7M [6 - 12FT]:	+88.9mm-0 [ +3.50in-0]
3.7 - 7.3M [12 - 24FT]:	+165.1mm-0 [ +6.50in-0]
7.3-14.6M [24 - 48FT]:	+317.5mm-0 [ +12.50in-0]
14.6 - 30.5M [48-100FT]:	+622.3mm-0 [ +24.50in-0]
OVER 30M [100FT]	+2% OF FINISHED LENGTH

11	WRAP LABEL	VINYL	BLACK/YELLOW
10	O-RING	NITRILE	RED
9	INSERT(MINI)	TPE	BLACK
8	INSERT(MICRO)	NYLON	BLACK
7	PIN CONTACT	COPPER ALLOY	GOLD OVER NICKEL
6	SOCKET CONTACT	COPPER ALLOY	GOLD OVER NICKEL
5	COUPLING NUT(MINI)	ZINC DIE-CAST	BLACK E-COAT
4	COUPLING NUT(MICRO)	ZINC DIE-CAST	BLACK E-COAT
3	OVERMOLD(MINI)	TPC	GRAY
2	OVERMOLD(MICRO)	TPC	GRAY
1	DEVICENET DROP CABLE	PVC JACKET	GRAY
ITEM	COMPONENT	MATERIAL	FINISH

WIRING DIAGRAM

FUNCTIONAL SYMBOLS	THIS DRAWING CONTAINS INFORMATION THAT IS PROPRIETARY TO MOLEX ELECTRONIC TECHNOLOGIES, LLC AND SHOULD NOT BE USED WITHOUT WRITTEN PERMISSION			
	DIMENSION UNITS	SCALE		CURRENT REV DESC: ITEM-9 FINISH CHANGED FROM GRAY TO BLACK.ITEM-3 WAS TPE. ADDED ITEM-10. MODIFIED PN CHART
DIVISIONAL SYMBOLS	INCH/MM	NTS		EC NO: 720800 DRWN: ABENJAMINLW 2022/07/19 CHK'D: RSTONE 2022/09/09 APPR: BWOODMAN 2022/09/09
	GENERAL TOLERANCES (UNLESS SPECIFIED)			
DIVISIONAL SYMBOLS		mm	INCH	INITIAL REVISION: DRWN: TWOLDEGE 2010/01/11 APPR: JFMURPHY 2010/01/20
	4 PLACES	±----	±----	
	3 PLACES	±----	±----	
	2 PLACES	±----	±----	
	1 PLACE	±----	±----	
	0 PLACES	±----	±----	
	ANGULAR TOL ± ---- °			
	DRAFT WHERE APPLICABLE MUST REMAIN WITHIN DIMENSIONS			THIRD ANGLE PROJECTION

		MINI-MICRO CHANGE DEVICENET, A-SIZE-M12, 5 POLE, MALE-FEMALE, STRAIGHT, SINGLE KEY, 4/22 AWG	
		PRODUCT CUSTOMER DRAWING	
DOCUMENT NUMBER	DOC TYPE	DOC PART	REVISION
SD-130039-020	PSD	001	D
MATERIAL NUMBER	CUSTOMER	SHEET NUMBER	
SEE CHART	GENERAL MARKET	1 OF 1	

DOCUMENT STATUS	P1	RELEASE DATE	2022/09/09	18:08:06
-----------------	----	--------------	------------	----------