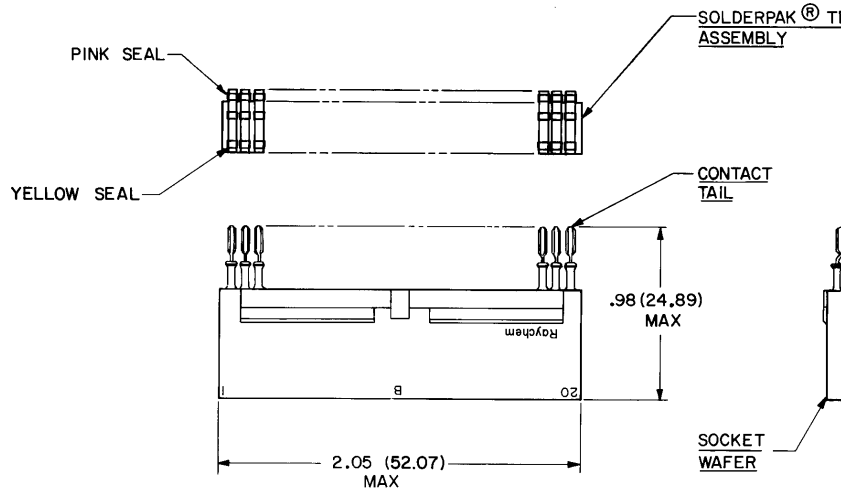
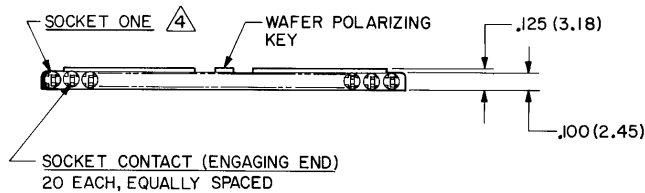
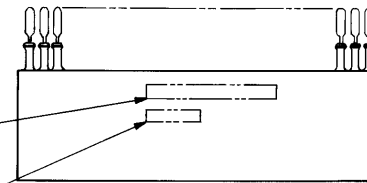


REVISIONS				
ZONE	LTR	DESCRIPTION	DATE	APPROVED
—	A	CHG'D PER DCO # T-02586	W.J. 4-23-81	[Signature]



**Raychem**  
PART NO.  
MTC100-JB2-S21-T12  
DATE CODE



5 WEIGHT (MAX.):  $\frac{\text{LBS.}}{.0103}$  |  $\frac{\text{GRAMS}}{4.67}$

4 SOCKET ONE: SOCKET NUMBER ONE MARKED IN CONTRASTING COLOR.

3. WAFER : WAFER MEETS THE REQUIREMENTS OF RAYCHEM SPECIFICATION D-6011.

2. FINISH :  
 2-A SOCKET WAFER ; FINISH TO BE AS MOLDED.  
 2-B SOCKET CONTACT; GOLD PLATE PER MIL-G-45204 CLASS I.  
 (ENGAGING END)  
 2-C CONTACT TAIL ; COATED WITH SOLDER PER QQ-S-571.

1. MATERIAL :  
 1-A SOCKET WAFER ; HIGH GRADE POLYARYLENE THERMO-PLASTIC.  
 1-B SOCKET CONTACT ; COPPER ALLOY PER QQ-B-750 (A).  
 1-C SOLDERPAK® TERMINATORS ASSY; REFER TO RAYCHEM DWG. CTA-0027 FOR DATA.

NOTES

If this document is printed it becomes uncontrolled.  
Check with the web for latest revision.

© Raychem Corporation 1981

**SPECIFICATION CONTROL DRAWING**

UNLESS OTHERWISE SPECIFIED DIMENSIONS ARE IN INCHES BRACKETED DIMENSIONS ( ) ARE METRIC AND TOLERANCES ARE: .XXX : ± .005 (0.13 M.M.) .XX : ± .02 (0.51 M.M.) Δ : ± —	DRAWN	W.V.J.	1-15-81	<b>Raychem</b> <small>RAYCHEM CORPORATION 300 CONSTITUTION DRIVE MENLO PARK, CALIFORNIA 94025</small> <b>TITLE KIT, 2" SOCKET WAFER "B" WITH SOLDERPAK® TERMINATORS, FOR ROUND WIRE (20-26 AWG), 150°C TEMPERATURE RATING MTC 100 SERIES</b>
	CHECKED			
	APPROVED	[Signature]		
	APPROVED	[Signature]	9-6-81	
				SIZE <b>C</b> CODE IDENT NO. 06090    DWG. NO. <b>MTC100-JB2-S21-T12</b> WEIGHT Δ5    SHEET 1 OF 1

DO NOT SCALE THIS DRAWING