

SERIES: VSUU-150C | **DESCRIPTION:** AC-DC POWER SUPPLY
FEATURES

- up to 150 W continuous power
- active power factor correction
- IEC/EN/UL 62368 certified
- over voltage, over current, short circuit protection
- class B emissions



MODEL	output voltage	output current	output power	ripple and noise	efficiency
	(Vdc)	max (A)	max (W)	max (mVp-p)	typ (%)
VSUU-150C-12	12	12.5	150	120	85
VSUU-150C-24	24	6.25	150	200	86

PART NUMBER KEY

VSBU-150C - XX

Base Number

Output Voltage

INPUT

parameter	conditions/description	min	typ	max	units
voltage		90		264	Vac
frequency		47		63	Hz
current	at 100 Vac, full load		2.0		A
	at 240 Vac, full load		0.8		A
inrush current	at 100 Vac, 25°C, full load, cold start			40	A
	at 240 Vac, 25°C, full load, cold start			100	A
power factor correction	full load at 240 Vac	0.95		1.0	

OUTPUT

parameter	conditions/description	min	typ	max	units
line regulation	full load at 100 ~ 120 Vac			1	%
load regulation	at 230 Vac, 10 ~ 90% load			5	%
temperature coefficient	all output, 100 ~ 240 Vac			±0.04	%/°C
transient response	full load to half load at 110 Vac			4	ms
start-up	full load at 100 Vac			3	s
hold-up	full load at 100 ~ 240 Vac	16			ms

PROTECTIONS

parameter	conditions/description	min	typ	max	units
over voltage protection		112		132	%
over current protection	auto recovery	110		150	%
short circuit protection	auto recovery				

SAFETY & COMPLIANCE

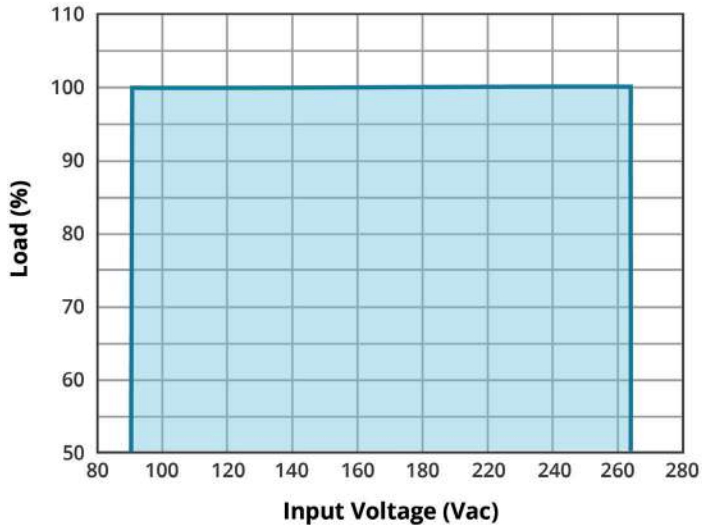
parameter	conditions/description	min	typ	max	units
isolation voltage	input to output	4,242			Vdc
	input to earth ground	2,121			Vdc
safety approvals	certified to 62368: IEC/EN/UL				
EMI/EMC	CISPR-32/EN 55032:2012/AC:2013 Class B				
leakage current	full load at 240 Vac			0.75	mA
RoHS compliant	yes				
MTBF	as per MIL-HDBK-217F at 25°C	100,000			hrs

ENVIRONMENTAL

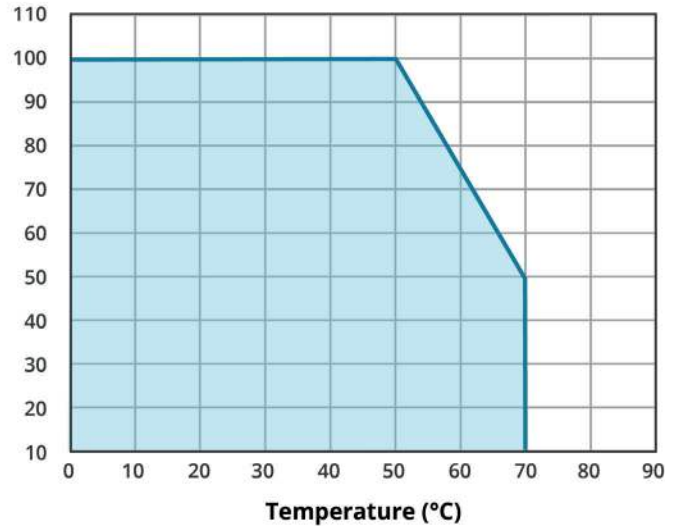
parameter	conditions/description	min	typ	max	units
operating temperature	see derating curve	0		70	°C
storage temperature		-40		85	°C
operating humidity		0		95	%
storage humidity		0		95	%

DERATING CURVES

INPUT VOLTAGE DERATING CURVE



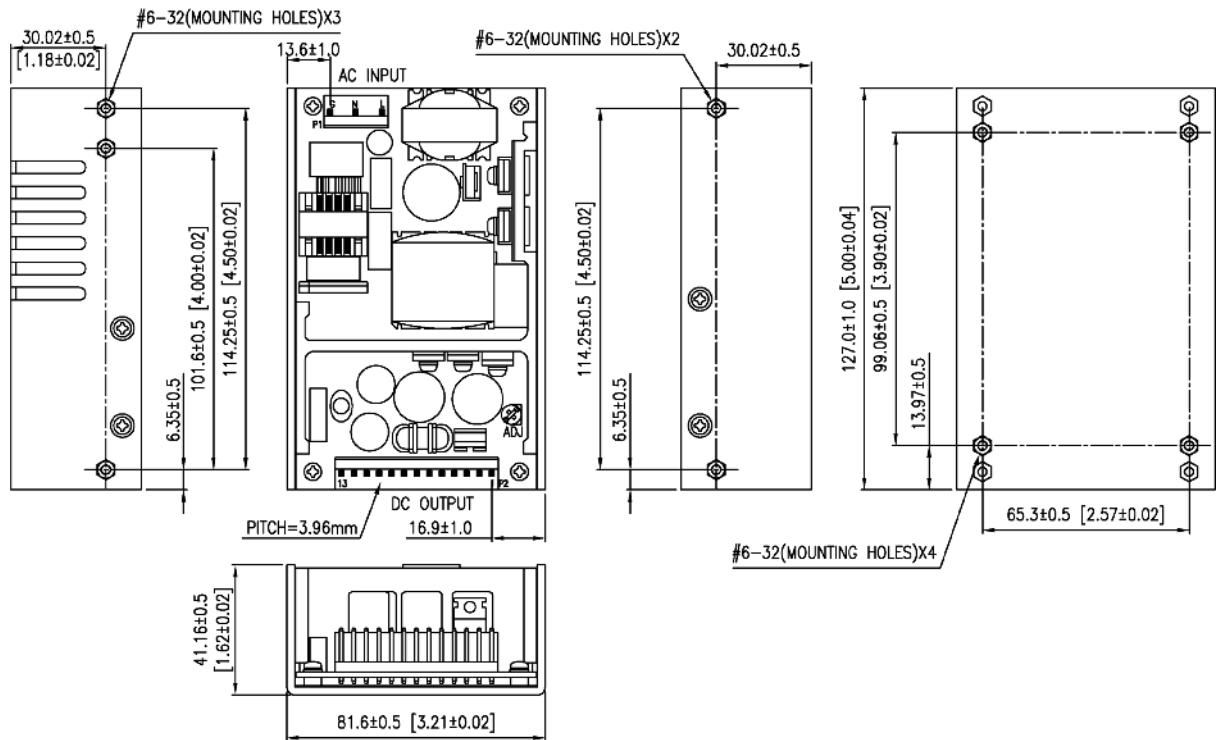
TEMPERATURE DERATING CURVE



MECHANICAL DRAWING

units: mm[inches]
tolerance: ±0.5mm

PIN	FUNCTION
1	OUT
2	OUT
3	OUT
4	OUT
5	OUT
6	OUT
7	RTN
8	RTN
9	RTN
10	RTN
11	RTN
12	RTN
13	no connect



REVISION HISTORY

rev.	description	date
1.0	initial release	12/14/2020
1.01	TUV mark added	07/23/2021
1.02	mechanical drawing updated	08/27/2021
1.03	derating curves updated	02/01/2022

The revision history provided is for informational purposes only and is believed to be accurate.



CUI INC

a bel group

Headquarters
20050 SW 112th Ave.
Tualatin, OR 97062
800.275.4899

Fax 503.612.2383
cui.com
techsupport@cui.com

CUI offers a two (2) year limited warranty. Complete warranty information is listed on our website.

CUI reserves the right to make changes to the product at any time without notice. Information provided by CUI is believed to be accurate and reliable. However, no responsibility is assumed by CUI for its use, nor for any infringements of patents or other rights of third parties which may result from its use.

CUI products are not authorized or warranted for use as critical components in equipment that requires an extremely high level of reliability. A critical component is any component of a life support device or system whose failure to perform can be reasonably expected to cause the failure of the life support device or system, or to affect its safety or effectiveness.