

350211-1 ✓ ACTIVE

MATE-N-LOK | Commercial MATE-N-LOK


TE Internal #: 350211-1

Rectangular Power Connectors, Header, Receptacle, Wire-to-Board, 4 Position, 5.08 mm [.2 in] Centerline, Printed Circuit Board, Commercial MATE-N-LOK

[View on TE.com >](#)



Connectors > Power Connectors > Rectangular Power > Rectangular Power Connectors



Rectangular Power Connector Type: **Header**

Connector & Housing Type: **Receptacle**

Connector System: **Wire-to-Board**

Number of Positions: **4**

Centerline (Pitch): **5.08 mm [.2 in]**

Features

Product Type Features

Header Type	Fully Shrouded
Rectangular Power Connector Type	Header
Connector & Housing Type	Receptacle
Connector System	Wire-to-Board
Sealable	No
Connector & Contact Terminates To	Printed Circuit Board

Configuration Features

Number of Positions	4
PCB Mount Orientation	Vertical
Number of Power Positions	4
Number of Rows	1

Electrical Characteristics

Operating Voltage	250 VAC
-------------------	---------

Contact Features



PCB Contact Termination Area Plating Material Thickness	2.54 μm [100 μin]
Contact Layout	Inline
Contact Underplating Material Thickness	1.27 μm [50 μin]
Contact Mating Area Plating Material	Tin
Contact Current Rating (Max)	12 A
Contact Retention Within Housing	Without
Contact Type	Pin
PCB Contact Termination Area Plating Material	Pre-Tin
Contact Mating Area Plating Material Thickness	3.81 – 5.08 μm [150 – 200 μin]

Termination Features

Termination Post & Tail Length	3.05 mm[.12 in]
Termination Method to Printed Circuit Board	Through Hole - Solder

Mechanical Attachment

Mating Alignment Type	Polarization
Mating Retention	With
Mating Alignment	With
Mating Retention Type	Detent Lock
Connector Mounting Type	Board Mount

Housing Features

Centerline (Pitch)	5.08 mm[.2 in]
Housing Color	Natural
Housing Material	Nylon

Dimensions

Connector Height	8.26 mm
PCB Thickness (Recommended)	1.57 mm[.062 in]
Product Width	9.53 mm
Product Length	25.4 mm

Usage Conditions

Operating Temperature Range	-40 – 105 $^{\circ}\text{C}$ [-40 – 221 $^{\circ}\text{F}$]
-----------------------------	--

Operation/Application

Circuit Application	Power
---------------------	-------

Industry Standards



CSA Rating	LR 16455
UL Rating	Certified, Recognized
Agency/Standard	CSA, UL
Approved Standards	UL E28476
UL Flammability Rating	UL 94V-2
Glow Wire Rating	Standard Part - Not Glow Wire

Packaging Features

Packaging Quantity	100
Packaging Method	Bag

Product Compliance

[For compliance documentation, visit the product page on TE.com>](#)

EU RoHS Directive 2011/65/EU	Compliant
EU ELV Directive 2000/53/EC	Compliant
China RoHS 2 Directive MIIT Order No 32, 2016	No Restricted Materials Above Threshold
EU REACH Regulation (EC) No. 1907/2006	Current ECHA Candidate List: JUNE 2023 (235) Candidate List Declared Against: JUNE 2023 (235) Does not contain REACH SVHC
Halogen Content	Low Halogen - Br, Cl, F, I < 900 ppm per homogenous material. Also BFR/CFR/PVC Free
Solder Process Capability	Wave solder capable to 265°C

Product Compliance Disclaimer









This information is provided based on reasonable inquiry of our suppliers and represents our current actual knowledge based on the information they provided. This information is subject to change. The part numbers that TE has identified as EU RoHS compliant have a maximum concentration of 0.1% by weight in homogenous materials for lead, hexavalent chromium, mercury, PBB, PBDE, DBP, BBP, DEHP, DIBP, and 0.01% for cadmium, or qualify for an exemption to these limits as defined in the Annexes of Directive 2011/65/EU (RoHS2). Finished electrical and electronic equipment products will be CE marked as required by Directive 2011/65/EU. Components may not be CE marked. Additionally, the part numbers that TE has identified as EU ELV compliant have a maximum concentration of 0.1% by weight in homogenous materials for lead, hexavalent chromium, and mercury, and 0.01% for cadmium, or qualify for an exemption to these limits as defined in the Annexes of Directive 2000/53/EC (ELV). Regarding the REACH Regulation, the information TE provides on SVHC in articles for this part number is based on the latest European Chemicals Agency (ECHA) 'Guidance on requirements for substances in articles' posted at this URL: <https://echa.europa.eu/guidance-documents/guidance-on-reach>

Compatible Parts




 <p>TE Part # 770156-5 04P CMNL IDC PLUG 16 AWG BLU V</p>	 <p>TE Part # 794036-4 4P CMNL IDC PLUG 16AWG BLU V0</p>	 <p>TE Part # 770156-3 4P CMNL IDC PLUG 18AWG ORG V2</p>	 <p>TE Part # 770156-4 4P CMNL IDC PLUG 20AWG YEL V2</p>
 <p>TE Part # 174520-1 4P CMNL PIN HDR ASSY V</p>	 <p>TE Part # 794036-3 4P CMNL IDC PLUG 22AWG RED V0</p>	 <p>TE Part # 794036-1 4P CMNL IDC PLUG 18AWG ORG V0</p>	 <p>TE Part # 172349-1 4P C-M-N-L HEADER ASSY H</p>
 <p>TE Part # 1-480424-0 04P CMNL PLUG HSG F/H NATL</p>	 <p>TE Part # 1-480424-9 04P CMNL PLUG HSG F/H BLK</p>	 <p>TE Part # 770156-2 4P CMNL IDC PLUG 22AWG RED V2</p>	 <p>TE Part # 794036-2 4P CMNL IDC PLUG 20AWG YEL V0</p>

Also in the Series | Commercial MATE-N-LOK

 <p>Connector Contacts(20)</p>	 <p>Connector Seals & Cavity Plugs(1)</p>	 <p>Crimp Wire Pins, Tabs & Ferrules(2)</p>	 <p>Insertion & Extraction Tools(5)</p>
 <p>Power Contacts(129)</p>	 <p>Rectangular Caps & Covers(2)</p>	 <p>Rectangular Connector Housings(11)</p>	 <p>Rectangular Power Connectors(169)</p>



Standard Circular Connectors(2)

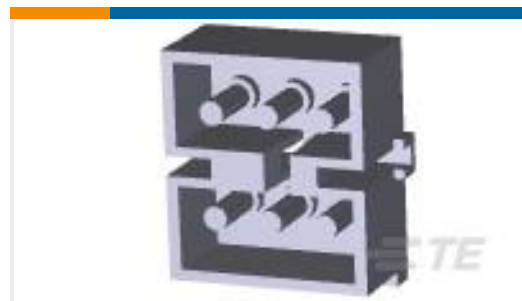


Standard Rectangular Connectors(7)



Wire-to-Board Connector Contacts(1)

Customers Also Bought

TE Part #1-380999-0
06P CMNL HDR ASSY NATLTE Part #350210-1
03P CMNL HDR ASSY PC NATLTE Part #4-794619-6
16P MICRO MNL ASSY,R/A,HDR LFTE Part #5-103672-9
10 MTE HDR SRRA LATCH W/HLDWNTE Part #TAX3822A202-002
RPC-M12X-MR-8CON-TPE-1.0SHTE Part #5650404-5
ASSEMBLY,RECEPTACLE,EUROCARD,
TYPE C,LEADTE Part #2-1768018-1
EET-0932P-9TE Part #2-2362375-4
PCIE GEN4, 164POS ,30u" ,DIP ,2.3
mm TAIL

Documents

Product Drawings

04P CMNL HDR ASSY PC

English

CAD Files

3D PDF

3D

Customer View Model

[ENG_CVM_CVM_350211-1_AF.2d_dxf.zip](#)

English

Customer View Model

[ENG_CVM_CVM_350211-1_AF.3d_igs.zip](#)

English

Customer View Model

[ENG_CVM_CVM_350211-1_AF.3d_stp.zip](#)

English

By downloading the CAD file I accept and agree to the [Terms and Conditions](#) of use.



Datasheets & Catalog Pages

[SOFT_SHELL_PIN_SOCKET_CONNECTORS_STANDARD_DENSITY](#)

English

Product Specifications

[Application Specification](#)

English

Product Environmental Compliance

[Product Compliance Document](#)

English

[Product Compliance Document](#)

English

Agency Approvals

[Agency Approval Document](#)

English