

3-2229794-1 ✓ ACTIVE

[Dynamic Series](#) | [Dynamic 3000 Series](#)

TE Internal #: 3-2229794-1

PCB Terminal Blocks, Receptacle, Wire-to-Board, 3 Position, .295 in [7.5 mm] Centerline, 1 Row, 180° Wire Entry Angle, Dynamic 3000 Series

[View on TE.com >](#)



[Connectors](#) > [Terminal Blocks & Strips](#) > [PCB Terminal Blocks](#) > [Header Assembly: Wire-to-Board Connector, Spring Clamp, 7.5 mm pitch, 14.5A](#)



Terminal Block Connector Type: **Receptacle**

Connector System: **Wire-to-Board**

Number of Positions: **3**

Centerline (Pitch): **7.5 mm [.295 in]**

Number of Rows: **1**

[All Header Assembly: Wire-to-Board Connector, Spring Clamp, 7.5 mm pitch, 14.5A \(12\)](#)

Features

Product Type Features

Terminal Block Connector Type	Receptacle
Connector System	Wire-to-Board
Connector & Contact Terminates To	Wire & Cable

Configuration Features

Wire Entry Location	Top
Number of Positions	3
Number of Rows	1
Wire Entry Angle	180°

Electrical Characteristics

Operating Voltage	300 VAC
-------------------	---------

Body Features

Primary Product Color	Black
Product Orientation	Vertical

Contact Features

Contact Mating Area Plating Material	Gold
--------------------------------------	------



Contact Base Material	Copper Alloy
-----------------------	--------------

Contact Current Rating (Max)	12.7 A
------------------------------	--------

Termination Features

Termination Method to Wire & Cable	Push-in
------------------------------------	---------

Mechanical Attachment

Connector Mounting Type	Cable Mount (Free-Hanging)
-------------------------	----------------------------

Housing Features

Housing Material	Thermoplastic
------------------	---------------

Centerline (Pitch)	7.5 mm [.295 in]
--------------------	------------------

Dimensions

Wire Size	.32 – 2.1 mm ²
-----------	---------------------------

Usage Conditions

Operating Temperature Range	-30 – 105 °C [-22 – 221 °F]
-----------------------------	-----------------------------

Operation/Application

Circuit Application	Power & Signal
---------------------	----------------

Packaging Features

Packaging Method	Tray
------------------	------

Product Compliance

[For compliance documentation, visit the product page on TE.com>](#)

EU RoHS Directive 2011/65/EU	Compliant
------------------------------	-----------

EU ELV Directive 2000/53/EC	Compliant
-----------------------------	-----------

China RoHS 2 Directive MIIT Order No 32, 2016	No Restricted Materials Above Threshold
---	---

EU REACH Regulation (EC) No. 1907/2006	Current ECHA Candidate List: JUNE 2023 (235) Candidate List Declared Against: JUNE 2022 (224) Does not contain REACH SVHC
--	---

Halogen Content	Not Low Halogen - contains Br or Cl > 900 ppm.
-----------------	--

Solder Process Capability	Not applicable for solder process capability
---------------------------	--

Product Compliance Disclaimer

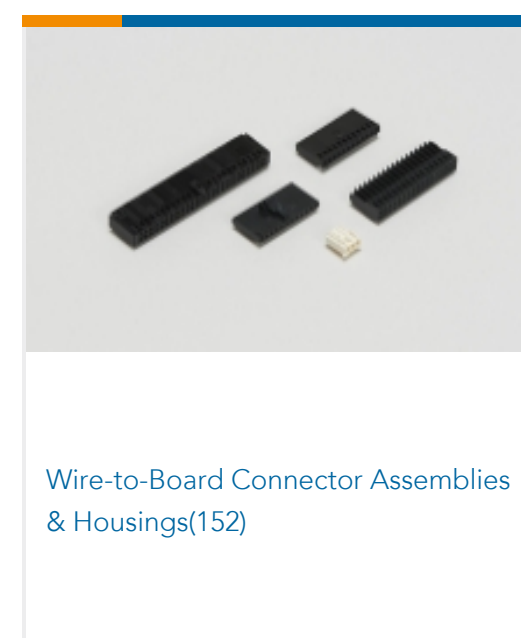


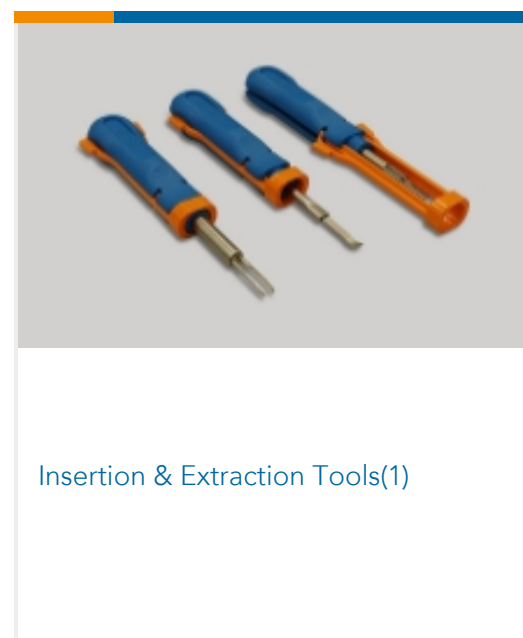
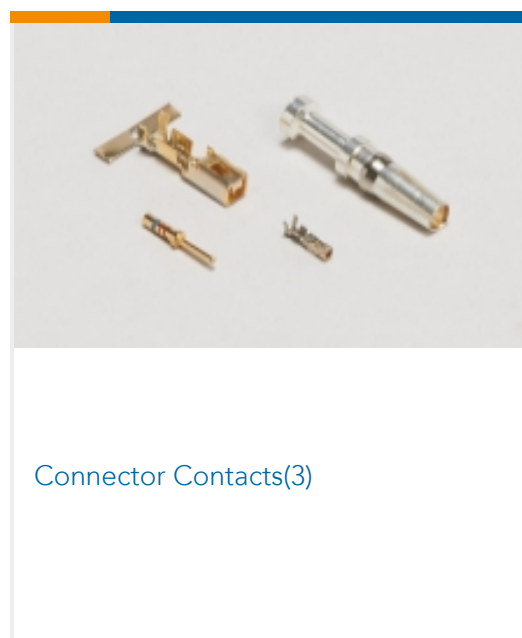
This information is provided based on reasonable inquiry of our suppliers and represents our current actual knowledge based on the information they provided. This information is subject to change. The part numbers that TE has identified as

EU RoHS compliant have a maximum concentration of 0.1% by weight in homogenous materials for lead, hexavalent chromium, mercury, PBB, PBDE, DBP, BBP, DEHP, DIBP, and 0.01% for cadmium, or qualify for an exemption to these limits as defined in the Annexes of Directive 2011/65/EU (RoHS2). Finished electrical and electronic equipment products will be CE marked as required by Directive 2011/65/EU. Components may not be CE marked. Additionally, the part numbers that TE has identified as EU ELV compliant have a maximum concentration of 0.1% by weight in homogenous materials for lead, hexavalent chromium, and mercury, and 0.01% for cadmium, or qualify for an exemption to these limits as defined in the Annexes of Directive 2000/53/EC (ELV). Regarding the REACH Regulation, the information TE provides on SVHC in articles for this part number is based on the latest European Chemicals Agency (ECHA) 'Guidance on requirements for substances in articles' posted at this URL: <https://echa.europa.eu/guidance-documents/guidance-on-reach>

Compatible Parts



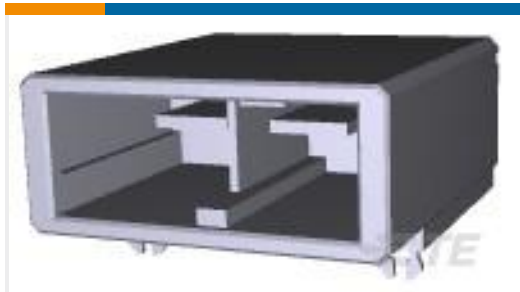
Also in the Series | Dynamic 3000 Series





Wire-to-Board Connector Contacts(91)


Customers Also Bought



TE Part #1-353079-2
DYNAMIC D-5200 HDR H ASSY 2P



TE Part #1-1939638-4
DYNAMIC 1100D HDR ASSY H 28P
XBLACK GOLD



TE Part #3-2229803-1
D3950 HDR 3POS 1ROW X KEY



TE Part #1-2229794-1
D3950 REC 11POS 1ROW X KEY
MARKED




TE Part #1-2229803-1
D3950 HDR 11POS 1ROW X KEY



TE Part #2229800-1
D3950 REC 6POS 2ROW MARKED



TE Part #2305217-1
MICRO STACK REC ASSY 0.1 GOLD



TE Part #2305218-1
MICRO STACK HDR ASSY 6.75MM 0.1
GOLD



TE Part #2305219-1
MICRO STACK HDR ASSY 9MM 0.1
GOLD



TE Part #2305220-1
MICRO STACK HDR ASSY 20MM 0.1
GOLD

Documents

Product Drawings

[D3950 REC 3POS 1ROW X KEY MARKED](#)

English

CAD Files

[3D PDF](#)

[3D](#)

Customer View Model

[ENG_CVM_CVM_3-2229794-1_C.2d_dxf.zip](#)



English

Customer View Model

[ENG_CVM_CVM_3-2229794-1_C.3d_igs.zip](#)

English

Customer View Model

[ENG_CVM_CVM_3-2229794-1_C.3d_stp.zip](#)

English

By downloading the CAD file I accept and agree to the [Terms and Conditions](#) of use.

Datasheets & Catalog Pages

DYNAMIC SPRING CLAMP SERIES

English

[DYNAMIC SPRING CLAMP SERIES](#)

Japanese

[Introducing TE's D3950 Series Connector](#)

English

[1-1773732-4_DYNAMIC_SERIES_CATALOG_ENGLISH](#)

Japanese

[1-1773732-4_DYNAMIC_SERIES_CATALOG_ENGLISH](#)

English

Product Specifications

[Product Specification](#)

English

Product Environmental Compliance

[Product Compliance](#)

English

[Product Compliance](#)

English

Instruction Sheets

[Instruction Sheet \(non U.S.\)](#)

English

Agency Approvals

[UL Report](#)

English