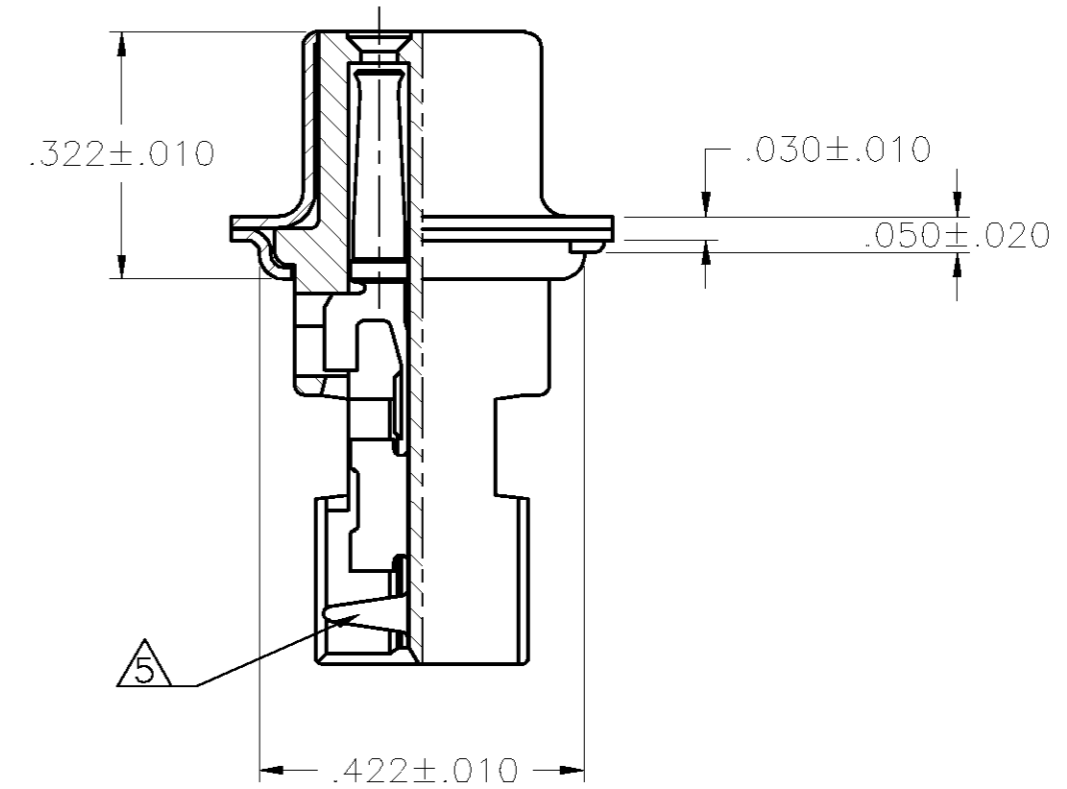
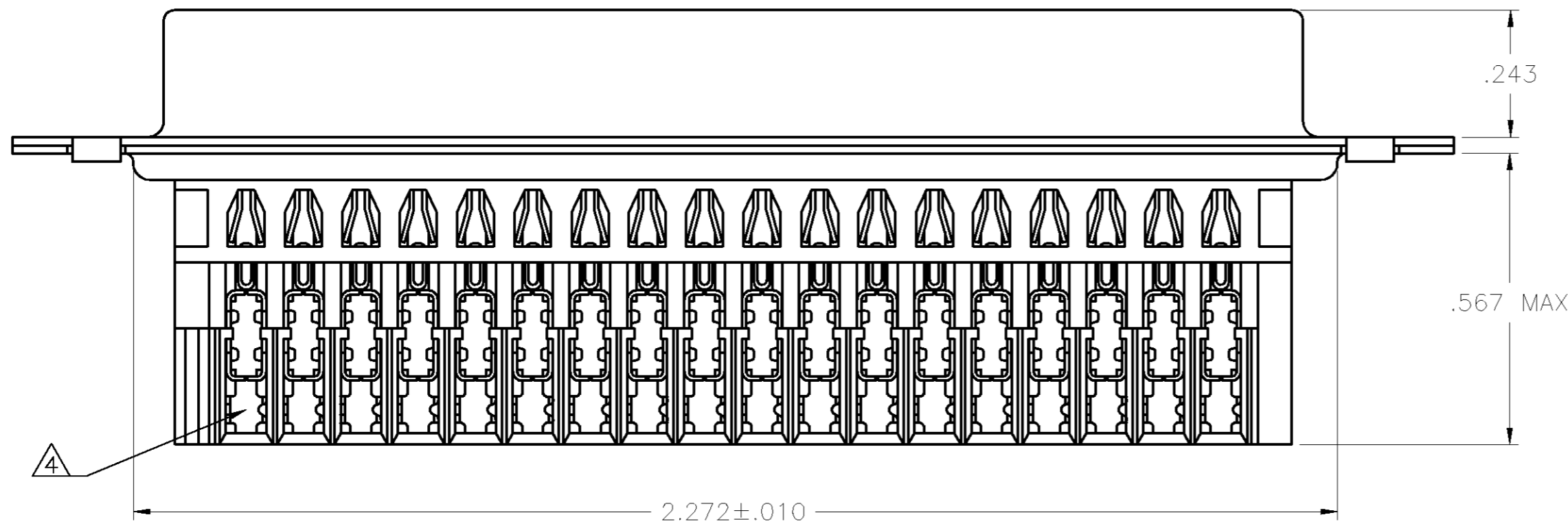
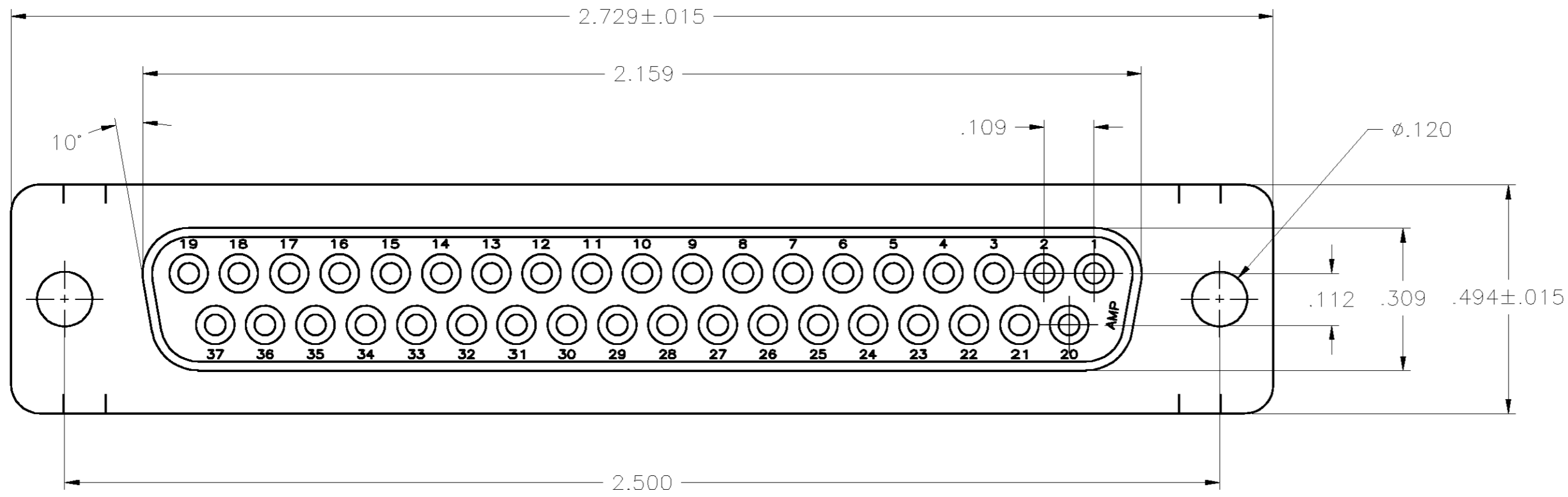


THIS DRAWING IS UNPUBLISHED. RELEASED FOR PUBLICATION  
 © COPYRIGHT BY TYCO ELECTRONICS CORPORATION. ALL RIGHTS RESERVED.

LOC		DIST		REVISIONS			
P	LTR	DESCRIPTION	DATE	DWN	APVD		
GP	00	C	REVISED PER EC 0S13-0257-04	11-16-04	LV	JG	



- ① INSERT: THERMOPLASTIC, 94V-0 RATED, COLOR BLACK.  
SHELLS: STEEL PER ASTM A109.  
CONTACTS: PHOS BRONZE PER QQ-B-750.
- ② SHELLS: .000200 MIN BRIGHT TIN OR BRIGHT TIN-LEAD OVER .000100 MIN COPPER.  
CONTACTS: .000030 MIN GOLD FOR LENGTH OF .100 MIN ON MATING END, .000100 MIN BRIGHT TIN OR BRIGHT TIN-LEAD ON TERMINATION END, ALL OVER .000030 MIN NICKEL.
- ③ SHELLS: .000200 MIN TIN OVER .000100 MIN COPPER.  
CONTACTS: .000030 MIN GOLD FOR LENGTH OF .100 MIN ON MATING END, .000100 MIN TIN ON TERMINATION END, .000050 MIN NICKEL UNDERPLATE ON ENTIRE CONTACT.
- ④ NUMBER ON CONTACT INDICATES WIRE RANGE.
- ⑤ CONTACT INSULATION RANGE IS .060 MAX OD, WIRE RANGE IS #22-26.

**COPYRIGHT 2002  
 TYCO ELECTRONICS CORP  
 ALL RIGHTS RESERVED**

③	1-747562-0
②	747562-2
FINISH	PART NUMBER

THIS DRAWING IS A CONTROLLED DOCUMENT.		DWN	J.GERACE	30OCT02	Tyco Electronics Corporation Harrisburg, PA 17105-3608			
DIMENSIONS: INCHES		CHK	S.BOLASH	30OCT02				
TOLERANCES UNLESS OTHERWISE SPECIFIED:		APVD	M.WALMSLEY	30OCT02	NAME			
0 PLC ± -		PRODUCT SPEC		108-40011		RECEPTACLE ASSEMBLY, SIZE 4, 37 POS, METAL SHELL, MASS TERMINATION, AMPLIMITE HDE-20		
1 PLC ± -		APPLICATION SPEC		114-40002		SIZE CAGE CODE DRAWING NO RESTRICTED TO		
2 PLC ± -		WEIGHT		-		A2 00779 C=747562		
3 PLC ± .005		CUSTOMER DRAWING		SCALE		4:1 SHEET 1 OF 1 REV C		
4 PLC ± - ± 2°		FINISH		SEE TABLE				