


Series 222L

6.2 x 6.2mm IP67 Rated Tactile Switch

- Surface mount gull wing and J-bend terminal configurations
- Compatible with IR reflow, and manual soldering
- Variety of operating force & actuator height options
- IP67 protection
- Silicone rubber actuator
- Long life
- Excellent tactile feel



Ordering Information

Series	Terminal Type	Actuating Direction	Actuator Height "L"	Actuation Force	Packaging
222L	M	V	A	A	R

Code	Spec.
M	Surface mount gull wing
J	Surface mount J bend

Code	Spec.
V	Vertical

Code	Spec.
A	4.3mm

Code	Spec.
A	225 gf, blue

Code	Spec.
R	Tape & reel packaging

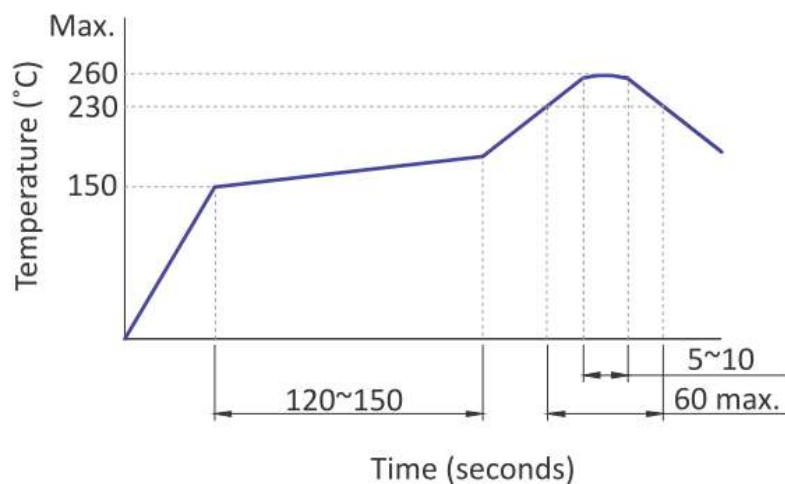
Electrical Specifications

Parameter	Conditions & Remarks	Min	Max	Unit
Contact Resistance			100	milliohms
Insulation Resistance	Between insulated terminals	1000		megohms
Dielectric Strength	250 VAC between adjacent switches		1	minute
Nonswitching Rating			50 or 32	mA or VDC

Mechanical and Environmental

Soldering	Maximum reflow temperature, 260°C for 5 seconds Maximum manual temperature, 350°C for 3 seconds
RoHS	Lead-Free. Fully compliant to RoHS Directive 2011/65/EU
Operating Force	225±75 gf
Actuation Life	300,000 cycles
Actuator Strength	3 Kgf maximum
Travel	0.3±0.2mm
Packaging	Standard tape and reel packaging
Operating Temperature Range	-40°C to +85°C
Storage Temperature Range	-40°C to +85°C
Waterproof Grade	IP67

Soldering Profile



Mechanical Specifications

Figure 1 – 222LMV, Surface Mount Gull Wing, Actuator Height 4.3mm

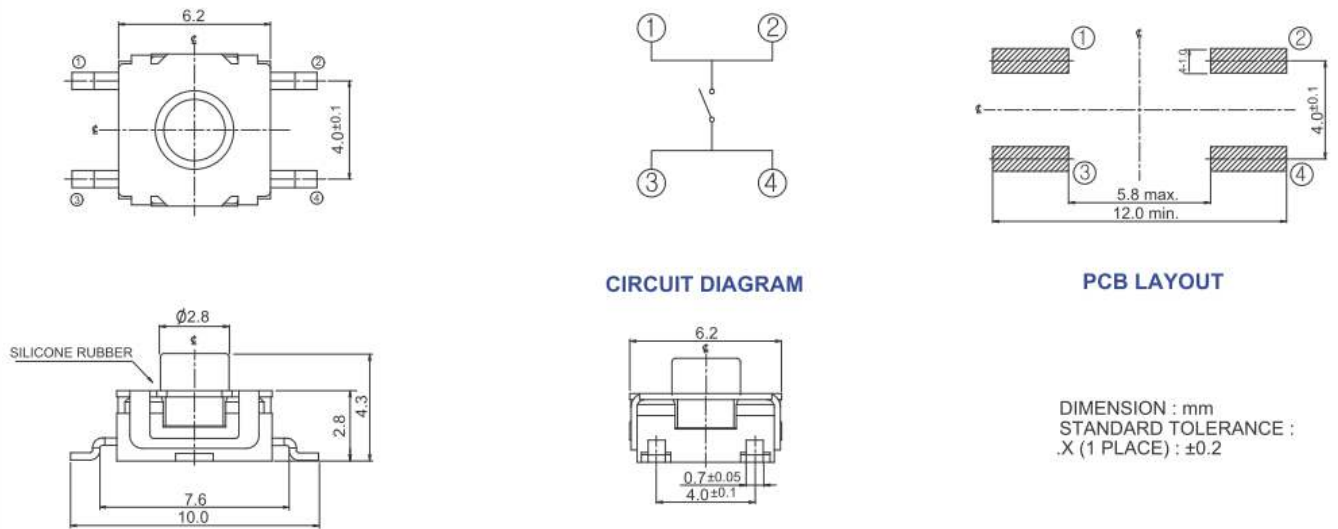
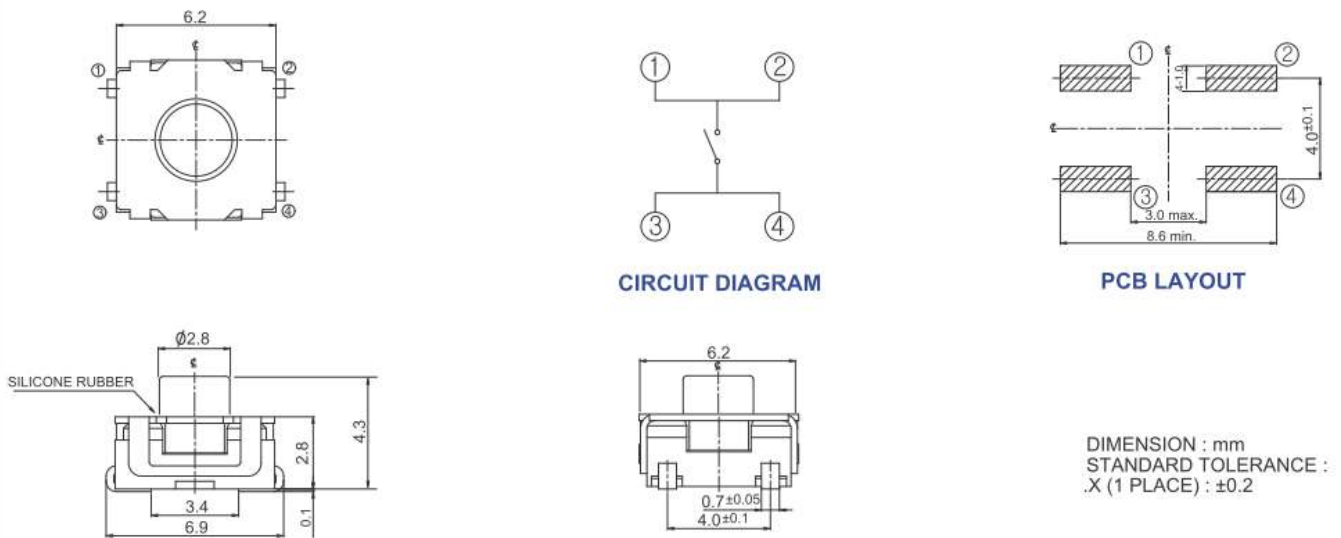


Figure 2 – 222LJV, Surface Mount J Bend, Actuator Height 4.3mm

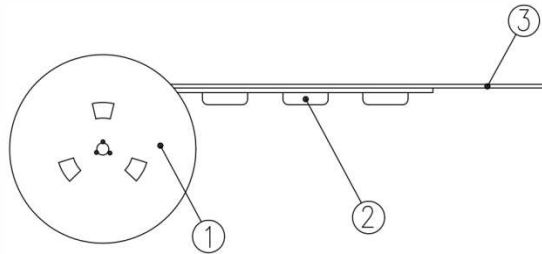


Packing: Tape and Reel

Surface Mount Gull Wing/J-Bend, Actuator Height 4.3mm

The packing specifications:

1. Structure and materials:



No	PART NAME	MATERIAL
①	REEL	POLYSTYRENE
②	CARRIER TAPE	POLYSTYRENE
③	COVER TAPE	POLYESTER

2. Packing quantity: 1,000 pcs/reel
3. More than 10 empty pockets should remain at each end of the carrier tape for each reel.
4. Shortage of less than 10 pcs a reel is acceptable but no more than 3 consecutive empty pockets are allowed.
5. Stripping strength of cover tape is between 10 gf to 130 gf and stripping angle should be within 165°~180°.
6. The product in the pocket of carrier tape should be placed in a specified correct position.
7. Tape and reel per EIA-481.
8. Dimensions:

