



S2GGF-AU SERIES

SURFACE MOUNT RECTIFIER

VOLTAGE 400~1000 Volt **CURRENT** 2 Ampere

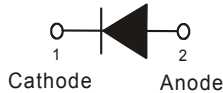
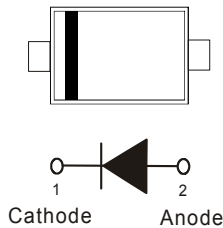
SMBF Unit : inch(mm)

FEATURES

- Plastic package has Underwriters Laboratory Flammability Classification 94V-O
- Easy pick and place
- Glass passivated junction
- Ultra Thin Profile Package for Space Constrained Utilization
- Package suitable for Automated Handling
- AEC-Q101 qualified
- Lead free in compliance with EU RoHS 2.0
- Green molding compound as per IEC 61249 standard

MECHANICAL DATA

- Case : SMBF molded plastic
- Terminals : Solder plated, solderable per MIL-STD-750, Method 2026
- Approx. Weight : 0.0018 ounces, 0.05 grams
- Polarity : Color band denotes cathode end



MAXIMUM RATINGS AND ELECTRICAL CHARACTERISTICS (T_A=25°C unless otherwise noted)

PARAMETER	SYMBOL	S2GGF-AU	S2JGF-AU	S2KGF-AU	S2MGF-AU	UNITS
Recurrent Peak Reverse Voltage	V _{RRM}	400	600	800	1000	V
RMS Voltage	V _{RMS}	280	420	560	700	V
DC Blocking Voltage	V _R	400	600	800	1000	V
Average Forward Current	I _{F(AV)}	2				A
Peak Forward Surge Current : 8.3ms single half sine-wave superimposed on rated load	I _{FSM}	70				A
Forward Voltage at 2A	V _F	1.1				V
DC Reverse Current at Rated DC Blocking Voltage	I _R	1				μA
Typical Junction Capacitance	C _J	18				pF
Typical Thermal Resistance ,Junction to Lead (Note 1) Junction to Ambient (Note 2)	R _{θJL} R _{θJA}	20 135				°C / W
Operating Junction Temperature and Storage Temperature Range	T _J , T _{STG}	-55 to +150				°C

NOTES:1.Mounted on an FR4 PCB, single-sided copper, with 100cm² copper pad area.
2.Mounted on an FR4 PCB, single-sided copper, mini pad.



S2GGF-AU SERIES

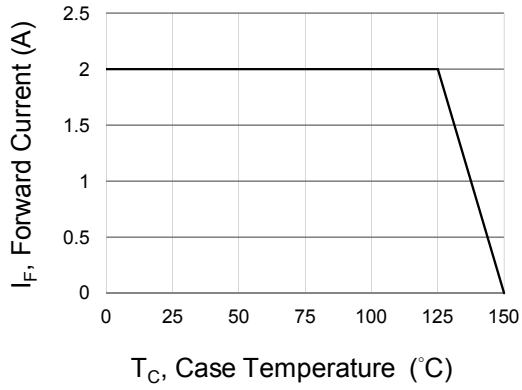


Fig.1 Forward Current Derating Curve

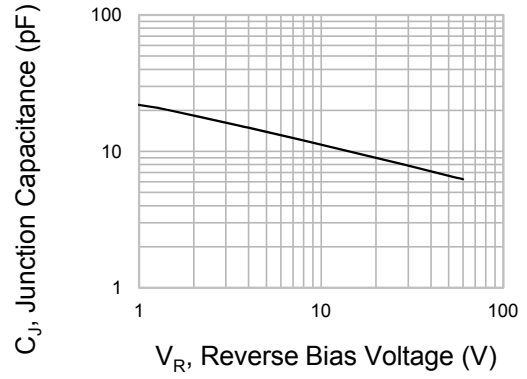


Fig.2 Typical Junction Capacitance

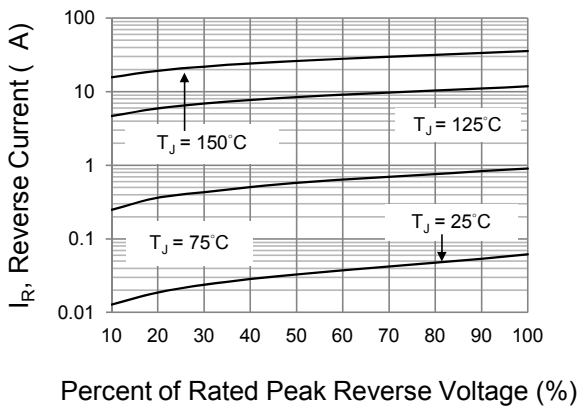


Fig.3 Typical Reverse Characteristics

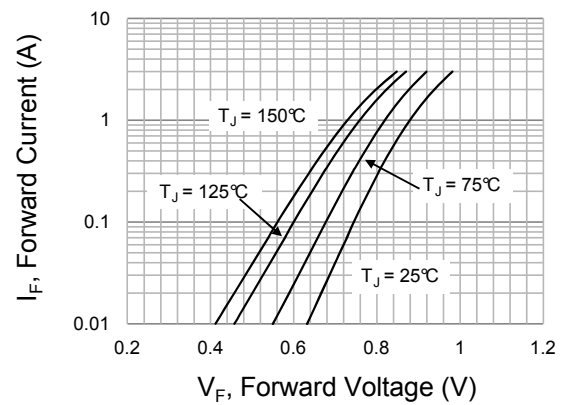
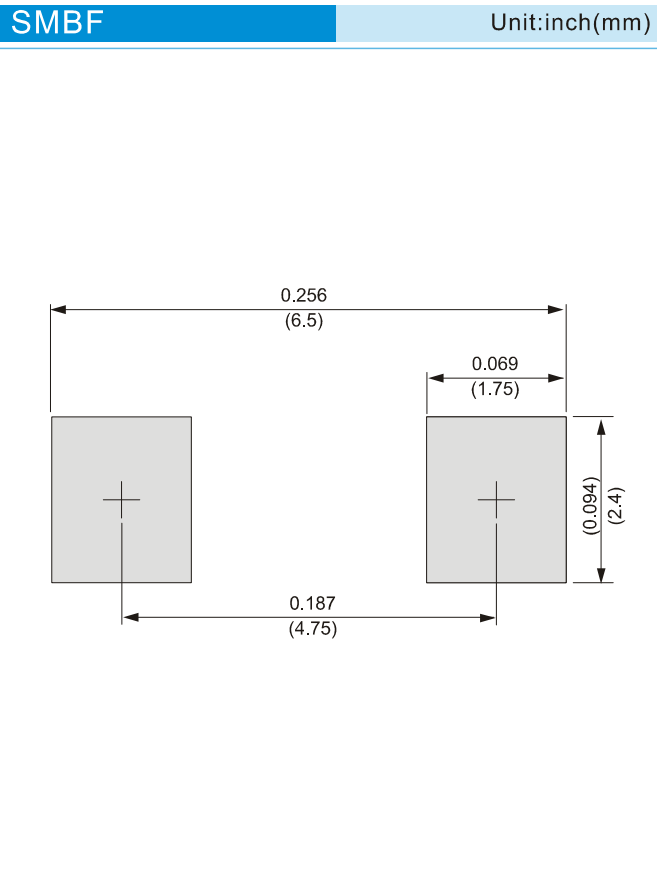


Fig.4 Typical Forward Characteristics



S2GGF-AU SERIES

MOUNTING PAD LAYOUT



ORDER INFORMATION

- Packing information
T/R - 5K per 13" plastic Reel



S2GGF-AU SERIES

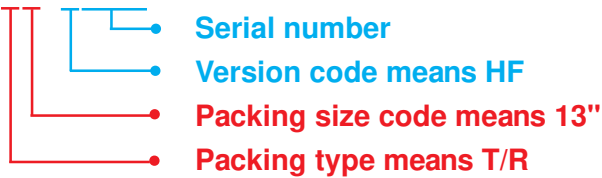
Part No_packing code_Version

S2GGF-AU_R2_000A1

For example :

RB500V-40 **R2** **00001**

Part No.



Packing Code XX				Version Code XXXXX		
Packing type	1 st Code	Packing size code	2 nd Code	HF or RoHS	1 st Code	2 nd ~5 th Code
Tape and Ammunition Box (T/B)	A	N/A	0	HF	0	serial number
Tape and Reel (T/R)	R	7"	1	RoHS	1	serial number
Bulk Packing (B/P)	B	13"	2			
Tube Packing (T/P)	T	26mm	X			
Tape and Reel (Right Oriented) (TRR)	S	52mm	Y			
Tape and Reel (Left Oriented) (TRL)	L	PANASERT T/B CATHODE UP (PBCU)	U			
FORMING	F	PANASERT T/B CATHODE DOWN (PBCD)	D			



S2GGF-AU SERIES

Disclaimer

- Reproducing and modifying information of the document is prohibited without permission from Panjit International Inc..
- Panjit International Inc. reserves the rights to make changes of the content herein the document anytime without notification. Please refer to our website for the latest document.
- Panjit International Inc. disclaims any and all liability arising out of the application or use of any product including damages incidentally and consequentially occurred.
- Panjit International Inc. does not assume any and all implied warranties, including warranties of fitness for particular purpose, non-infringement and merchantability.
- Applications shown on the herein document are examples of standard use and operation. Customers are responsible in comprehending the suitable use in particular applications. Panjit International Inc. makes no representation or warranty that such applications will be suitable for the specified use without further testing or modification.
- The products shown herein are not designed and authorized for equipments relating to human life and for any applications concerning life-saving or life-sustaining, such as medical instruments, aerospace machinery et cetera. Customers using or selling these products for use in such applications do so at their own risk and agree to fully indemnify Panjit International Inc. for any damages resulting from such improper use or sale.
- Since Panjit uses lot number as the tracking base, please provide the lot number for tracking when complaining.