

LOC	DIST	REV	DATE	BY	APPD
GP	00	A	14MAR2006	BC	GG
		B	06JUN2006	RT	GG
		B1	30AUG2007	BC	RP

- 1 HOUSING: LCP, UL94V0, COLOR: BLACK.
CONTACT: PHOSPHOR BRONZE.
POST: BRASS WIRE
- 2 CONTACT: 0.76µm MIN GOLD IN CONTACT AREA.
0.5µm MIN TIN-LEAD ON COMPLIANT PORTION
OF PCB TAIL OVER 1.27µm MIN NICKEL OVER ALL.
POST: 1.27µm MIN NICKEL PLATED.
- 3 MANUFACTURING TOLERANCE FOR $\varnothing 0.46 \pm 0.05$
DIAMETER FINISHED HOLE WITH Sn /PB PLATING:
DRILLED HOLE = $\varnothing 0.55 \pm 0.02$
COPPER PLATING = 0.025-0.050
Sn PB PLATING = 0.0038-0.0124
OR
 $\varnothing 0.475 \pm 0.05$ FINISHED HOLE WITHOUT Sn /PB PLATING:
DRILLED HOLE = $\varnothing 0.55 \pm 0.02$
COPPER PLATING = 0.025-0.050
- 4 SEE TABLE 1 FOR INTERCONNECTIONS TO
BACKPLANE CONNECTOR.
- 5 CONTACT: 0.76µm MIN GOLD IN CONTACT AREA.
0.5µm MIN TIN-LEAD ON COMPLIANT PORTION
OF PCB TAIL OVER 1.27µm MIN NICKEL OVER ALL.
POST: 1.27µm MIN NICKEL PLATED.

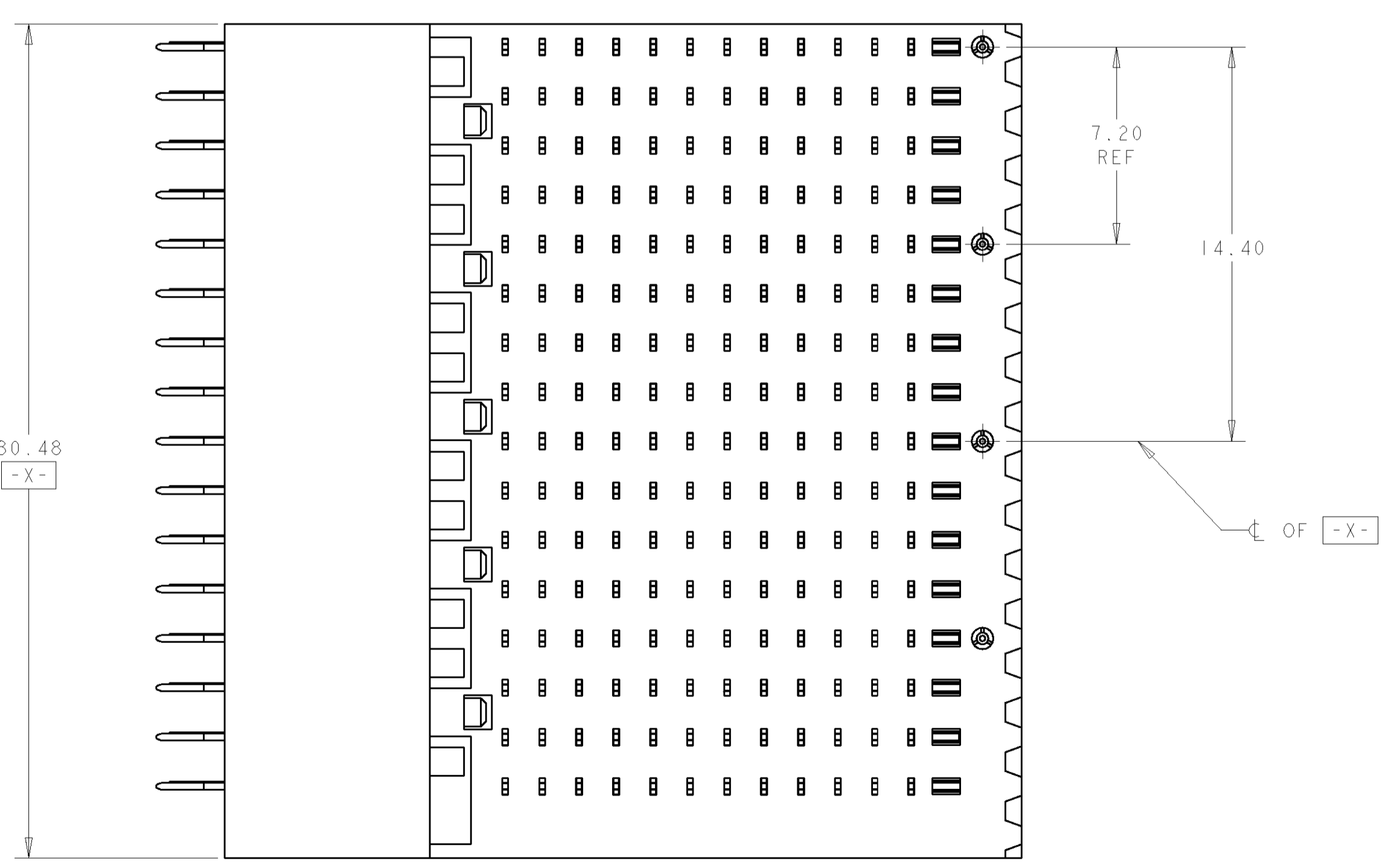
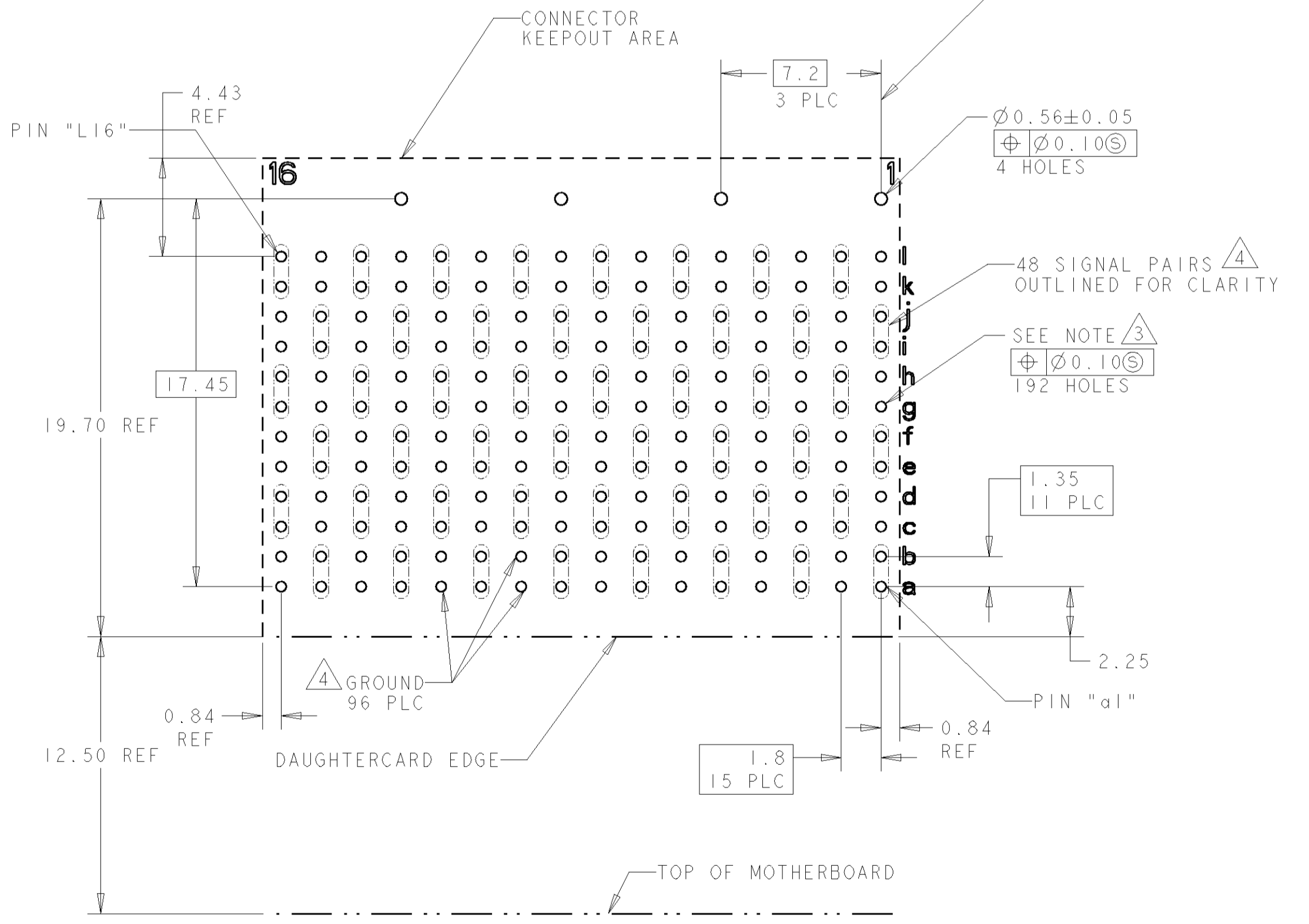
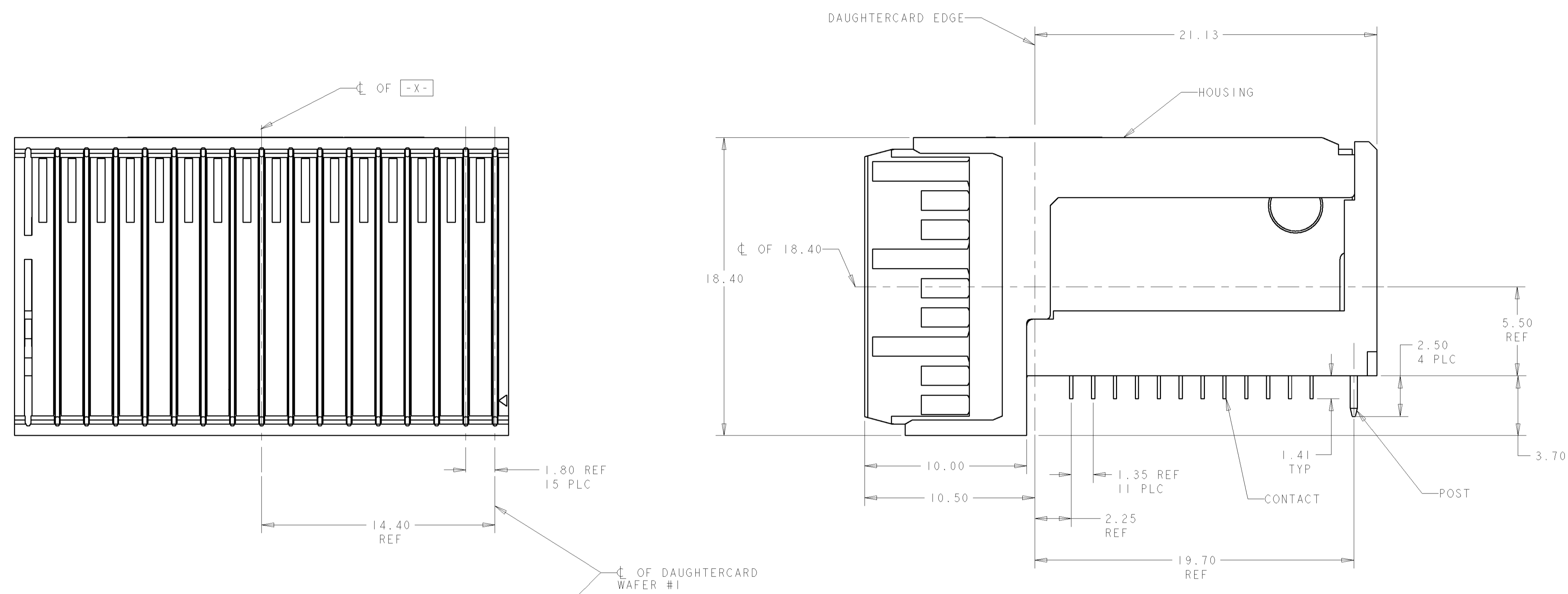


TABLE 1
INTERCONNECTIONS WITH BACKPLANE CONNECTOR 1410142

TYPICAL INTERCONNECTIONS FOR EACH EVEN-NUMBERED COLUMN (WAFER): 2,4,6,8,10,12,14,16		
CONTACT USAGE	DAUGHTERCARD CONNECTOR PIN	BACKPLANE CONNECTOR PIN
SIGNAL PAIR	cx	bx
	dx	cx
SIGNAL PAIR	gx	ex
	hx	fx
SIGNAL PAIR	kx	hx
	lx	ix
GROUPS	ax, bx, ex, fx, ix, jx (ALL COMMONED)	ax, dx, gx

TYPICAL INTERCONNECTIONS FOR EACH ODD-NUMBERED COLUMN (WAFER): 1,3,5,7,9,11,13,15		
CONTACT USAGE	DAUGHTERCARD CONNECTOR PIN	BACKPLANE CONNECTOR PIN
SIGNAL PAIR	ax	ax
	bx	bx
SIGNAL PAIR	ex	dx
	fx	ex
SIGNAL PAIR	ix	gx
	jx	hx
GROUPS	cx, dx, gx, hx, kx, lx (ALL COMMONED)	cx, fx, ix

NOTE: "x" DESIGNATES THE COLUMN NUMBER

PC BOARD LAYOUT (CONNECTOR SIDE)
SCALE 5:1

DIMENSIONS: mm 		TOLERANCES UNLESS OTHERWISE SPECIFIED: 0 PLC ± 1 PLC ±0.5 2 PLC ±0.13 3 PLC ± 4 PLC ± ANGLES ±1°		DWN: TREA 14NOV2002 CHK: J. CONSOLI 18NOV2002 APPD: B. GRIFFITH 14MAR2006 PRODUCT SPEC: 108-2072 APPLICATION SPEC: 114-13056 WEIGHT: - CUSTOMER DRAWING		Tyco Electronics Harrisburg, PA 17105-3608 NAME: RIGHT-ANGLE PLUG ASSEMBLY RIGHT END, 20.3mm, MULTIGIG RT2, DAUGHTERCARD CONNECTOR, DIFFERENTIAL SIZE: CAGE CODE: DRAWING NO: 00779 C=1410139 SCALE: 5:1 SHEET 1 OF 1 REV: B1	
--------------------	--	--	--	---	--	---	--