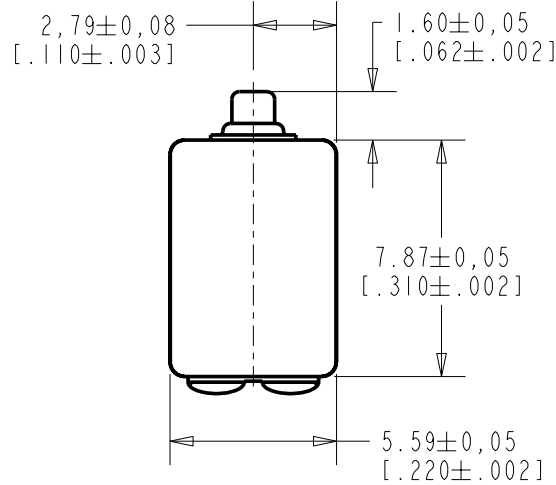
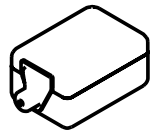
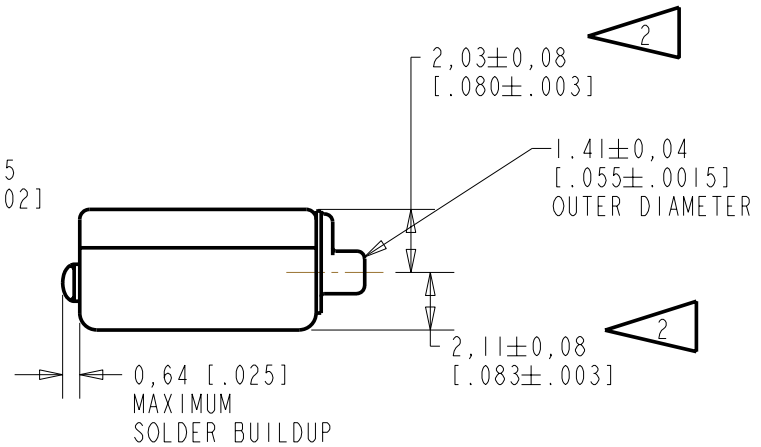
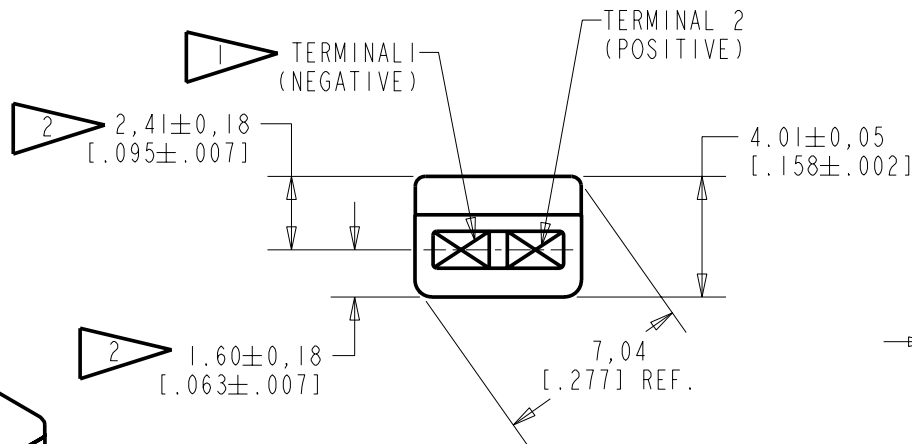


BJ-21591-000
SHT 1.1



NOTES:

- 1 A DECREASE IN PRESSURE AT THE SOUND INLET WILL CAUSE A POSITIVE VOLTAGE AT TERMINAL 2 RELATIVE TO TERMINAL 1.
- 2 LOCATED FROM TWO SURFACES FOR CUSTOMER CONVENIENCE. ONLY APPLICABLE FROM ONE SURFACE, NOT TO BE USED TOGETHER.



SCALE 2:1

NOMINAL WEIGHT
 .66 GRAM

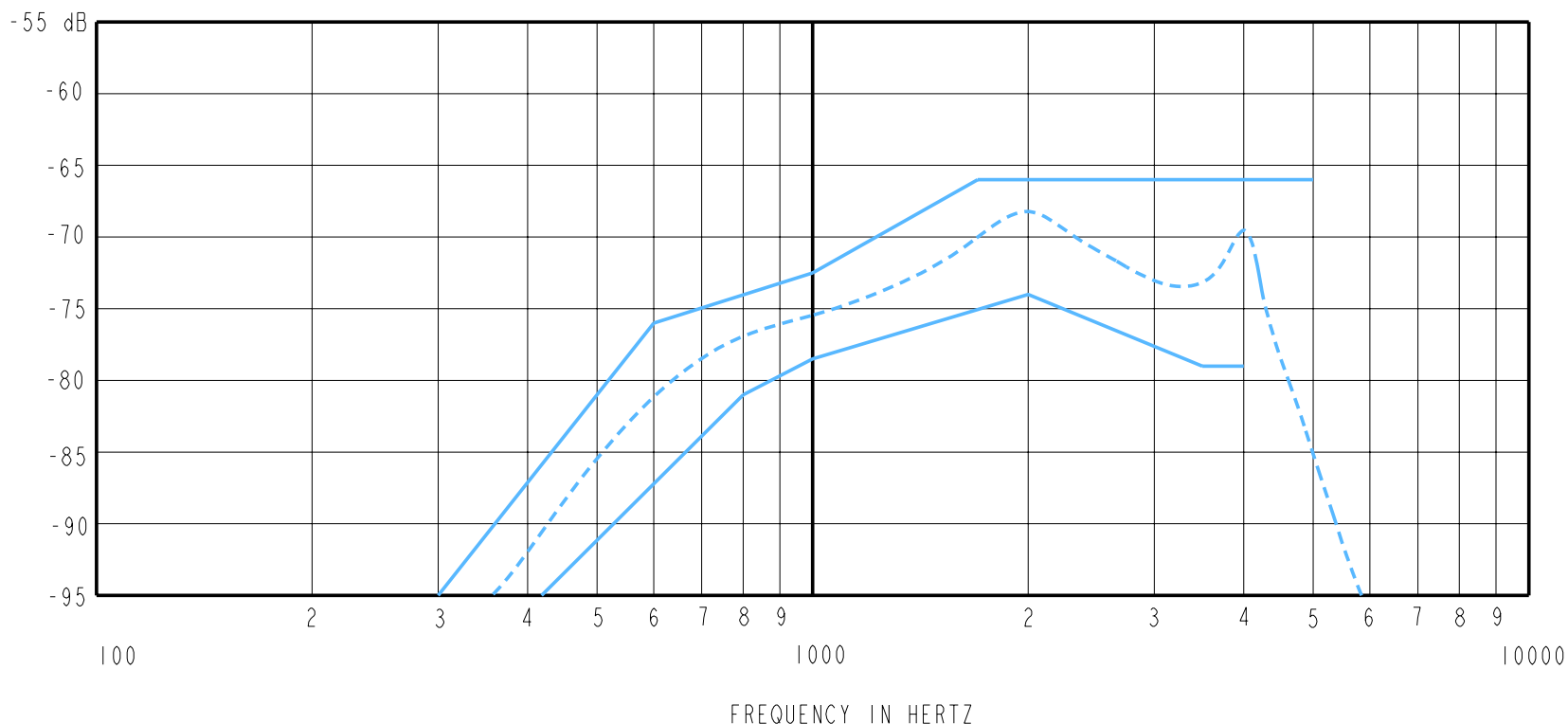
DIMENSIONS IN MILLIMETERS [INCHES]

Revision	C.O. #	Implementation Date	RELEASE LEVEL	REVISION
B	C10107322	3-10-08	Active	B
A	C10103470	12-8-05		

SCALE: 4:1		DR. BY	DATE
DO NOT SCALE DRAWING		CRG	12-8-05
TITLE: MICROPHONE		CK. BY	DATE
BJ-21591-000		GJP	1-5-06
OUTLINE DRAWING		APP. BY	DATE
SHT 1.1		GJP	1-5-06

KNOWLES ELECTRONICS
 ITASCA, ILLINOIS U.S.A.

SENSITIVITY IN dB RELATIVE TO 1.0 VOLT/0.1 Pa (N/M²)
FOR CONDITIONS SHOWN BELOW



NOTES:

1. LOAD RESISTANCE FOR SENSITIVITY MEASUREMENT: 5000 OHMS
2. OUTPUT IMPEDANCE AT 1kHz: 3900 OHMS NOMINAL
REFERENCE IMPEDANCE: 5000 OHMS
3. NOMINAL DC RESISTANCE AT 20°C: 900 OHMS
4. SENSITIVITY

FREQUENCY	MIN.	MAX.
300	---	-95.0
420	-95.0	---
600	---	-76.0
700	-81.0	---
1000	-78.5	-72.5
1700	---	-66.0
2000	-74.0	---
3500	-79.0	---
4000	-79.0	---
5000	---	-66.0

5. PORT LOCATION: 12S

Revision	C.O. #	Implementation Date	RELEASE LEVEL	REVISION
B	C10107322	3-10-08	Active	B
A	C10103470	12-8-05		

KNOWLES ELECTRONICS
ITASCA, ILLINOIS U.S.A.

WHEN TEST LIMITS ARE USED TO ESTABLISH INCOMING INSPECTION ACCEPTANCE/REJECTION CRITERIA, CORRELATION OF TEST EQUIPMENT WITH KNOWLES IS ALSO REQUIRED FOR ELIMINATION OF EQUIPMENT AND TEST METHOD VARIATION

TITLE: **MICROPHONE** **BJ-21591-000**
PERFORMANCE SPECIFICATION **SHT 2.1**

DR. BY	DATE
CRG	12-8-05
CK. BY	DATE
GJP	1-5-06
APP. BY	DATE
GJP	1-5-06