

Electronic device circuit breaker - ECP 4 - 0912034

Please be informed that the data shown in this PDF Document is generated from our Online Catalog. Please find the complete data in the user's documentation. Our General Terms of Use for Downloads are valid (<http://phoenixcontact.com/download>)



Electronic device circuit breaker, Connection method: Screw connection, Width: 12.5 mm, Fuse type: Electronic, Fuse type: Automatic device, Mounting type: On base element, Color: black

Why buy this product

- Can be plugged onto TMCP SOCKET M base
- Design width of just 12.5 mm
- Selective protection of all 24 V DC load circuits at switched-mode power supply units
- Capacitive loads can be switched on and loads are only switched off in the event of an overload or short circuit
- Operating or error state indicated by LED and integrated signal contacts
- Residual current always limited to 1.8 times the nominal current
- Combination of active electronic current limitation and proven circuit breaker technology including electrical isolation



Key Commercial Data

Packing unit	1 STK
Minimum order quantity	5 STK
Custom tariff number	85362010
Country of origin	Germany

Technical data

General

Installation instructions	When mounted in rows without convection cooling, the nominal device current should only be led to a maximum of 80 % due to the thermal effect during continuous operation (100 % operating factor). Parallel connection of multiple load outputs is not permitted.
Mounting type	On base element
Color	black

Electronic device circuit breaker - ECP 4 - 0912034

Technical data

General

Overvoltage category	II
Insulating material	PPS
Flammability rating according to UL 94	V0

Electrical data

Fuse	Electronic
Fuse type	Automatic device
Rated surge voltage	0.5 kV
Operating voltage	24 V DC
	18 V DC ... 32 V DC
Nominal current I_N	4 A
Required backup fuse	not required, integrated failsafe element
Dielectric strength	1000 V AC (Actuation area)
	500 V AC (Installation area)
	500 V AC (Load circuit signal contact)
Degree of pollution	2
Overvoltage category	II
Insulating material group	IIIa
Switching capacity I_{CN}	Active current limitation
Closed circuit current I_0	typ. 13 mA

Dimensions

Height	60 mm
Width	12.5 mm
Depth	70 mm
Height NS 35/7,5	144 mm
Height NS 35/15	151.5 mm
Complete module height	115 mm
Complete module width	38 mm
Complete module depth	147.5 mm

Ambient conditions

Degree of protection	IP30 (Actuation area)
Ambient temperature (operation)	0 °C ... 50 °C (non-condensing)

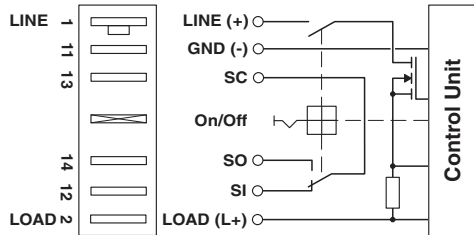
Connection data

Connection method	Screw connection
-------------------	------------------

Drawings

Electronic device circuit breaker - ECP 4 - 0912034

Block diagram



Circuit diagram

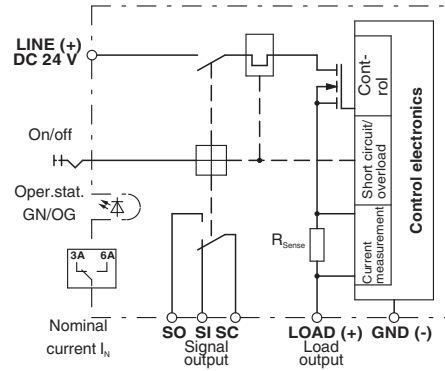


Diagram drawing

- 1 = Selective circuit breaker
- 2 = Socket termination element
- 3 = Modular socket element
- 4 = Socket termination element

Classifications

eCl@ss

eCl@ss 4.0	27141116
eCl@ss 4.1	27141116
eCl@ss 5.0	27141116
eCl@ss 5.1	27141116
eCl@ss 6.0	27141116
eCl@ss 7.0	27141116
eCl@ss 8.0	27141116
eCl@ss 9.0	27141116

Electronic device circuit breaker - ECP 4 - 0912034

Classifications

ETIM

ETIM 2.0	EC000899
ETIM 3.0	EC000899
ETIM 4.0	EC000899
ETIM 5.0	EC000899

UNSPSC

UNSPSC 6.01	30211812
UNSPSC 7.0901	39121411
UNSPSC 11	39121411
UNSPSC 12.01	39121411
UNSPSC 13.2	39121411

Approvals

Approvals


Approvals

VDE Zeichengenehmigung / EAC / EAC

Ex Approvals

Approvals submitted

Approval details

VDE Zeichengenehmigung 

EAC

EAC

Accessories

Additional products

Electronic device circuit breaker - ECP 4 - 0912034

Accessories

Box mounting base - TMCP SOCKET M - 0916589



Modular socket element, 2-position, for holding two circuit breakers, each with a single position

End cover - TMCP CONNECT LR - 0916592



End cover, Length: 115 mm, Width: 6 mm, Color: black
