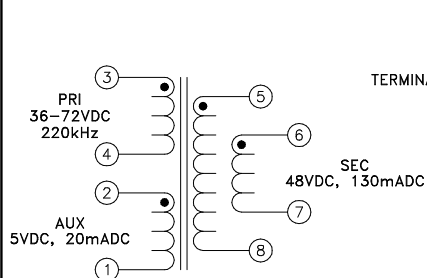
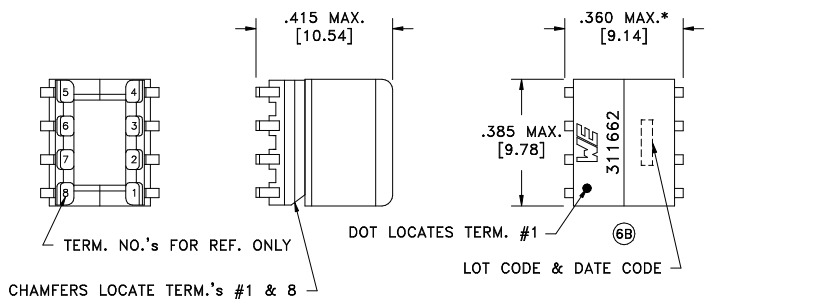


CUSTOMER TERMINAL	RoHS	LEAD(Pb)-FREE
Sn96%, Ag4%	Yes	Yes

more than you expect

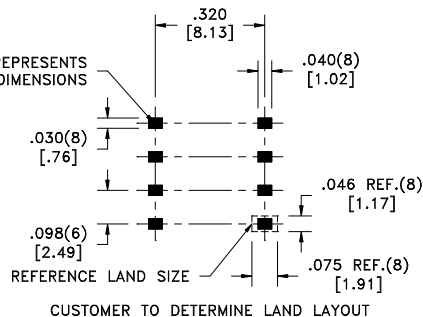


\* DIMENSION MAY BE EXCEEDED WITH SOLDER ONLY



Customer to tie terminals 5+6 and 7+8 on PC board.

6B



ELECTRICAL SPECIFICATIONS @ 25°C unless otherwise noted:

PARAMETER	TEST CONDITIONS	VALUE
D.C. RESISTANCE	3-4 @20°C	0.62 ohms max.
D.C. RESISTANCE	2-1 @20°C	0.72 ohms max.
D.C. RESISTANCE	5-8 tie(5+6, 7+8), @20°C	0.33 ohms max.
INDUCTANCE	3-4 100kHz, 100mVAC, Ls	151uH ±10%
SATURATION CURRENT	20% rolloff from initial	800mA
LEAKAGE INDUCTANCE	3-4 tie(1+2, 5+6+7+8), 100kHz, 100mVAC, Ls	1.0uH typ., 2.0uH max.
DIELECTRIC	3-5 tie(2+4, 5+6), 1875VAC, 1 second	1500VAC, 1 minute
TURNS RATIO	(3-4):(2-1)	5:1, ±1%
TURNS RATIO	(3-4):(5-8)	1:1, ±1%
TURNS RATIO	(3-4):(6-7)	1:1, ±1%

GENERAL SPECIFICATIONS:

OPERATING TEMPERATURE RANGE: -40°C to +125°C including temp rise.

Safety Standard Undefined.

Wire insulation & RoHS status not affected by wire color.  
Wire insulation color may vary depending on availability.

REV.	DATE	Packaging Specifications Method: Tape & Reel PKG-0410 www.we-online.com/midcom		Tolerances unless otherwise specified: Angles: ±1°      Decimals: ±.005 [.13] Fractions: ±1/64      Footprint: ±.005 [.13]	DRAWING TITLE <b>TRANSFORMER</b>	PART NO. <b>750311662</b>
6B	3/11		CONVENTION PLACEMENT	This drawing is dual dimensioned. Dimensions in brackets are in millimeters.	eiSos p/n: 750311662	SPECIFICATION SHEET 1 OF 1
6A	1/11	SEE REVISION SHEET FOR REVISION LEVEL	REVISION LEVEL			

