


5TTD0903



Electrical Characteristics (UL/CSA STD. 248-14)

Testing current	Blow Time		Amp range
	Minimum	Maximum	
100%	4 Hrs.	N/A	100mA - 10A
135%	N/A	1 Hr	100mA - 10A
200%	5 sec	30 sec	100mA - 3A
200%	3 sec	30 sec	3.1A - 10A

Approvals



Safety Agency Approvals	Type	Amp range / Volt @ I.R. ability
UL Listed File No. E20624	5TT / 5TTP	100mA - 3A / 250V AC@ 100A
CSA Certified File No. LR39772		100mA - 8A / 125V AC@ 10,000A
RU Recognized File No. E20624	5TT / 5TTP	10A/125V AC@ 1,000A
CSA Acceptance File No. LR39772		
PS File No. JET1037-31003-1001, JET1037-31003-1003	5TT / 5TTP	1A - 5A / 125V AC@ 500A
File No. JET1037-31003-1002	5TT	>5A - 15A /125V AC@ 300A

Operating Temperature

-55°C to +125°C

Physical Specification

Materials

5A and less:

Glass body / Nickel Plated Brass Caps

Lead wire: Tin-lead plated Copper, Diameter 0.032"

6A and above:

Ceramic body / Nickel Plated Brass Caps

Lead wire: Tin-lead plated Copper, Diameter 0.040"

Marking

On fuse:

"bel", "5TT", "Current Rating", "Voltage Rating", and "Appropriate Safety Logos"

On label:

Above info plus "CC" and interrupting rating

Voltage on fuse:

250V for 100mA to 3A; 125V for rating above 3A

Packaging

1. In bulk:

5TT - 1,000 pcs per box; 5TTP - 500 pcs per box

2. On Axial Tape & Reel:

1,500 pcs per reel

3. Tape & Reel specification:

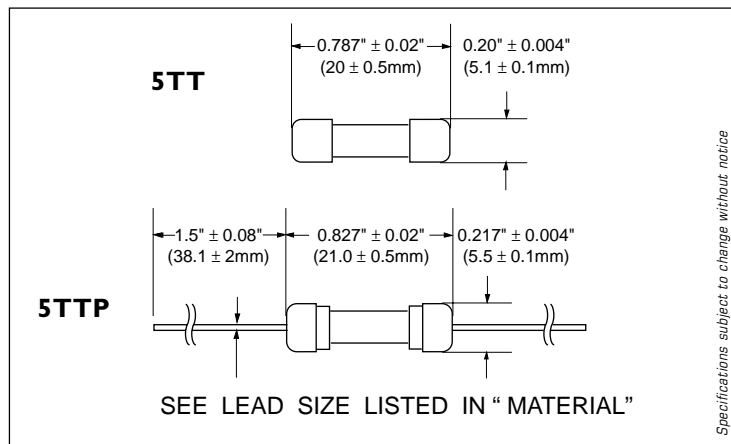
per EIA-296-E & IEC 286-1

@ 10mm Pitch and 63.5mm inside Tape Spacing

Catalog Number	Ampere Rating	Typical Cold Resistance (ohm)	Volt-drop @100% I _n (Volt) max.	Melting I ² T < 10 mSec (A ² Sec)	Melting I ² T @10 I _n (A ² Sec)	Maximum Power Dissipation (W)
5TT (P) 100	100mA	15	2.8	0.14	0.15	0.45
5TT (P) 125	125mA	10	2.3	0.21	0.22	0.48
5TT (P) 160	160mA	7	2.0	0.31	0.34	0.51
5TT (P) 200	200mA	4.7	1.7	0.48	0.51	0.55
5TT (P) 250	250mA	3.2	1.4	0.72	0.78	0.58
5TT (P) 300	300mA	2.1	1.2	1.09	1.18	0.62
5TT (P) 400	400mA	1.4	1.0	1.6	1.8	0.66
5TT (P) 500	500mA	1.0	0.86	2.5	2.7	0.70
5TT (P) 750	750mA	0.5	0.64	5.2	5.8	0.79
5TT (P) 1	1A	0.3	0.52	8.6	9.6	0.85
5TT (P) 1.25	1.25A	0.2	0.44	13.1	14.6	0.91
5TT (P) 1.6	1.6A	0.14	0.37	19.7	22.2	0.97
5TT (P) 2	2A	0.09	0.32	30	34	1.03
5TT (P) 2.5	2.5A	0.06	0.27	45	51	1.1
5TT (P) 3	3A	0.04	0.23	68	78	1.17
5TT (P) 4	4A	0.03	0.19	103	119	1.25
5TT (P) 5	5A	0.02	0.16	157	180	1.33
5TT (P) 6	6A	0.015	0.12	218	317	1.23
5TT (P) 8	8A	0.010	0.10	319	472	1.31
5TT (P) 10	10A	0.007	0.09	467	703	1.40

Consult manufacturer for other ratings

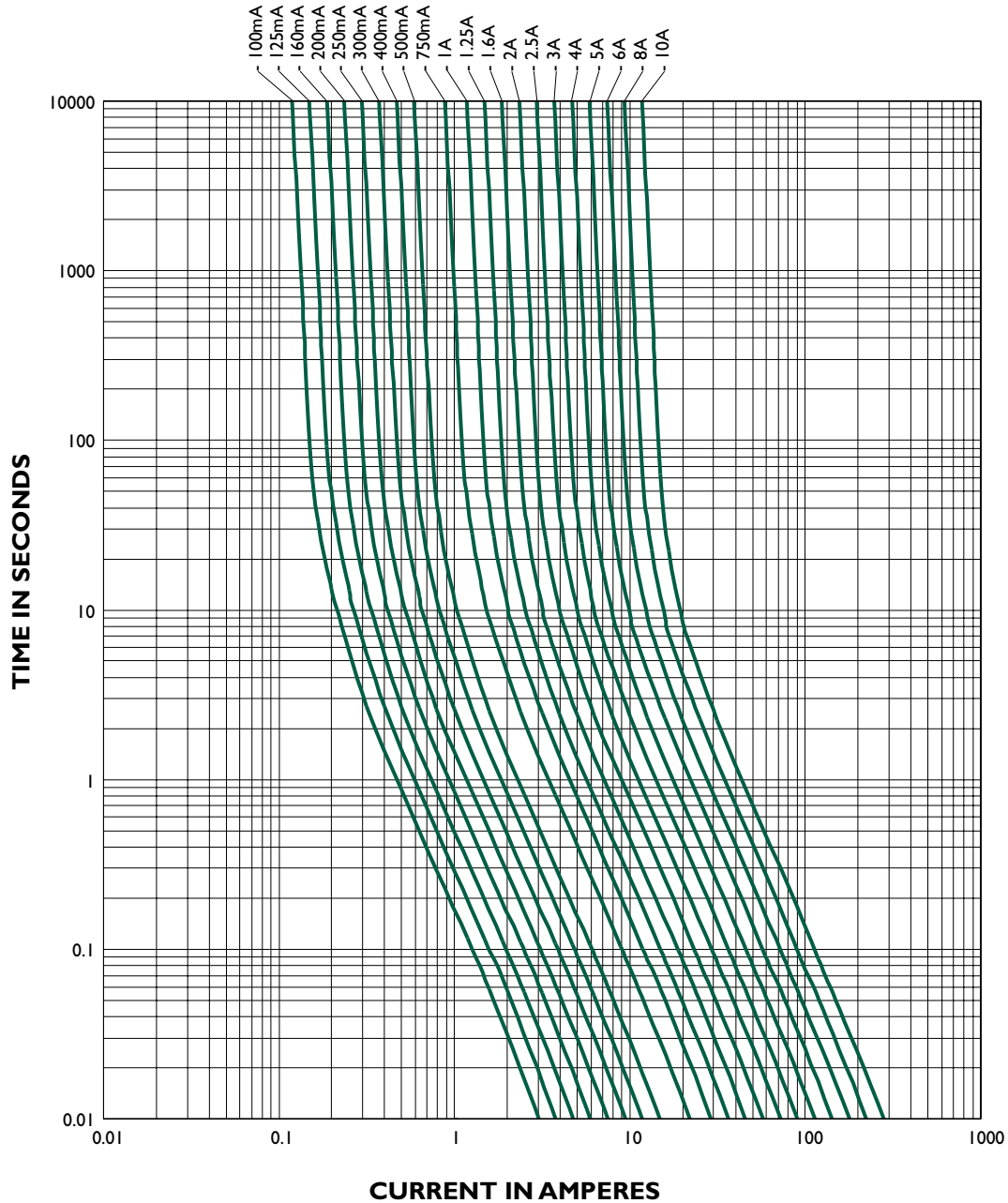
Mechanical Dimensions



Specifications subject to change without notice

ORDERING INFORMATION SEE PAGES 67 & 68

5TT / 5TTP - TIME CURRENT CHARACTERISTIC CURVE



Specifications subject to change without notice

NOTE - see important information under "User Guide" on P.08

Corporate Office

Bel Fuse Inc.
 206 Van Vorst Street, Jersey City, NJ 07302
 Tel: 201-432-0463
 Fax: 201-432-9542
 E-Mail: belfuse@belfuse.com
 Website: www.belfuse.com

Far East Office

Bel Fuse Ltd.
 8F/8 Luk Hop Street
 San Po Kong
 Kowloon, Hong Kong
 Tel: 852-2328-5515
 Fax: 852-2352-3706

European Office

Bel Fuse Europe Ltd.
 Preston Technology Management Centre
 Marsh Lane, Preston PR1 8UD
 Lancashire, U.K
 Tel: 44-1772-556601
 Fax: 44-1772-888366