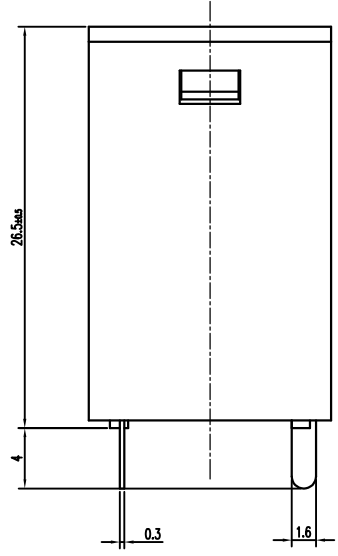
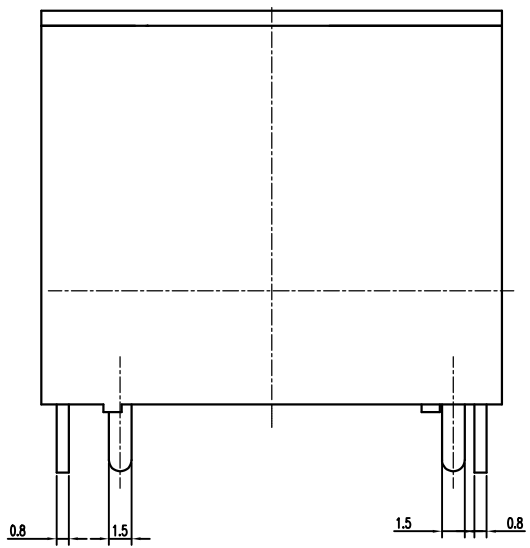


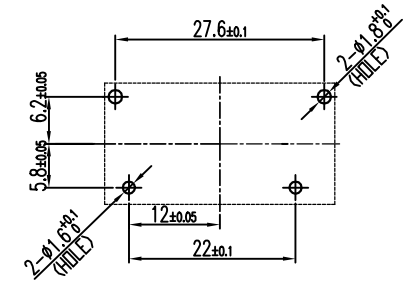
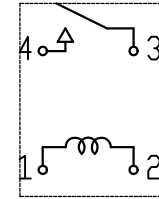
THIS DRAWING IS UNPUBLISHED. RELEASED FOR PUBLICATION
 © COPYRIGHT ALL RIGHTS RESERVED.

LOC	DIST	REVISIONS					
HB		P	LTR	DESCRIPTION	DATE	DWN	APVD
		D		TE LOGO CHANGE; TERMINALS TOLERANCE CLARIFICATION	ECD-18-008295	30-MAY-18	TDD K.T



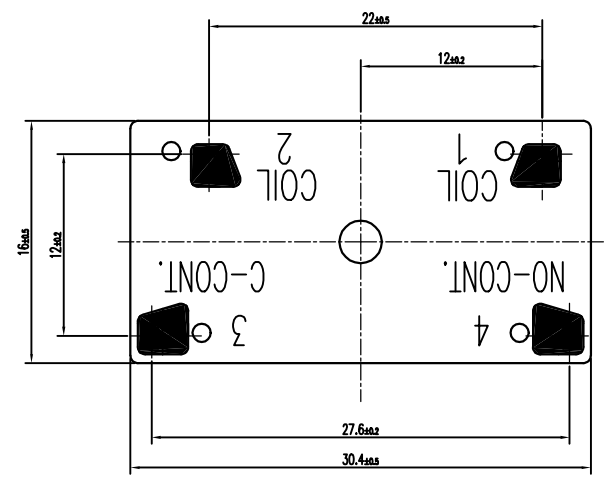
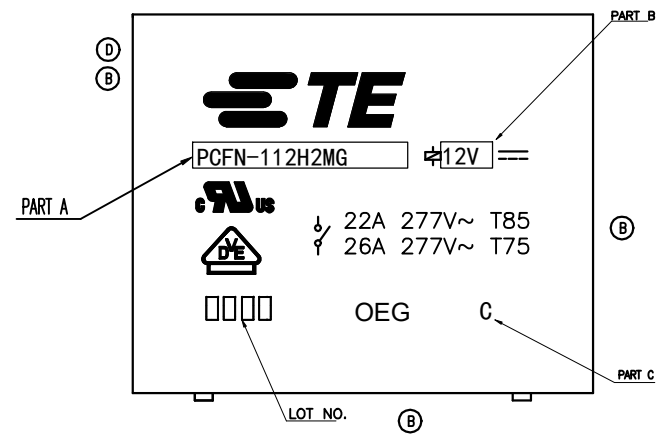
CIRCUIT DIAGRAM(BOTTON VIEW)

DRILLING DIAGRAM (BOTTOM VIEW)



"C"

VIEW C



DIMENSIONS: mm 		TOLERANCES UNLESS OTHERWISE SPECIFIED: 0 PLC ± 1 PLC ±0.1 2 PLC ± 3 PLC ± 4 PLC ±		DWG BY.FENG CHK BH.YU APVD SN.ZHANG PRODUCT SPEC APPLICATION SPEC WEIGHT		TE Connectivity		
MATERIAL SEE MATERIAL TABLE		FINISH		SIZE A3 GAGE CODE 00779 DRAWING NO. 1721929		PCFN CUSTOMER DRAWING RESTRICT TO		
CUSTOMER DRAWING				SCALE 3:1		SHEET 1 OF 2		REV D

8 7 6 5 4 3 2 1

4	3	2	1
THIS DRAWING IS UNPUBLISHED.		RELEASED FOR PUBLICATION	
© COPYRIGHT		ALL RIGHTS RESERVED.	
		LOC HB	DIST
REVISIONS			
P	LTR	DESCRIPTION	ECD
			DATE
			DWN
			APVD

B

1721929-2	PCFN-124H2MG	24V	PCFN-124H2MG
1721929-1	PCFN-112H2MG	12V	PCFN-112H2MG
PART NO	TYPE NAME	PART B	PART A

C1

NOTE

1. LOT NO. SYSTEM AS FOLLOWSING:

0	6	1	9	WEEK
				YEAR

2. GENERAL TOLERANCE:

Diagram dimension	Tolerance
0.99mm max.	±0.1mm
1 - 2.99mm	±0.2mm
3mm min.	±0.3mm

C3 3. TERMINAL DIMENSION IS NOT INCLUDING SOLDER TIP.

CLASS 155 F	EPOXY RESIN	SEAL	17
UL 94V-0	MW79	MAGNETIC WIRE	16
UL 94V-0	PBT	CASE	14
UL 94V-0	PBT	BASE	13
UL 94V-0	PBT	BOBBIN	12
	SOLDER DIP	Cu ALLOY	COIL TERMINAL R
	SOLDER DIP	Cu ALLOY	COIL TERMINAL L
	STAINLESS		HINGE SPRING
	Ag ALLOY		STATIONARY CONTACT
	Ag ALLOY		MOVABLE CONTACT
	SOLDER DIP	Cu ALLOY	MOVABLE SPRING
	SOLDER DIP	Cu ALLOY	STATIONARY TERMINAL
	SOLDER DIP	Cu ALLOY	MOVABLE TERMINAL
	Ni PLATED	STEEL	CORE
	Ni PLATED	STEEL	ARMATURE
	Ni PLATED	STEEL	YOKE
INCOMBUSTIBILITY	TREATMENT	MATERIAL	DESCRIPTION
			ITEM

DIMENSIONS: mm	TOLERANCES UNLESS OTHERWISE SPECIFIED:	DWN BY.FENG	 TE Connectivity
	0 PLC ±	CHK BH.YU	
	1 PLC ±	APVD SN.ZHANG	
	2 PLC ±	PRODUCT SPEC	
	3 PLC ±	APPLICATION SPEC	PCFN CUSTOMER DRAWING
	4 PLC ±	WEIGHT	
MATERIAL SEE MATERIAL TABLE	FINISH	SIZE A3	
		GAGE CODE 00779	DRAWING NO C- 1721929
		SCALE 3:1	SHEET 2 of 2
		CUSTOMER DRAWING	REV D

8
7
6
5
4
3
2
1
D
C
B
A